

SINGLE SUPPLY HI-SLEW RATE SINGLE OPERATIONAL AMPLIFIER

■ GENERAL DESCRIPTION

The NJM2716 is single supply single high slew rate operational amplifier.

It is applicable to A/D converters, FAX, scanner which require the single supply operation and high slew rate.

■ PACKAGE OUTLINE

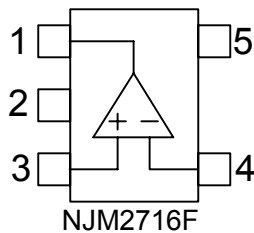


NJM2716F

■ FEATURES

- Single Supply
- Operating Voltage +2.7V to 12V
- Operating Current 5.5mA max.
- High Slew Rate 40V/ μ s typ.
- Bipolar Technology μ
- Package Outline MTP5

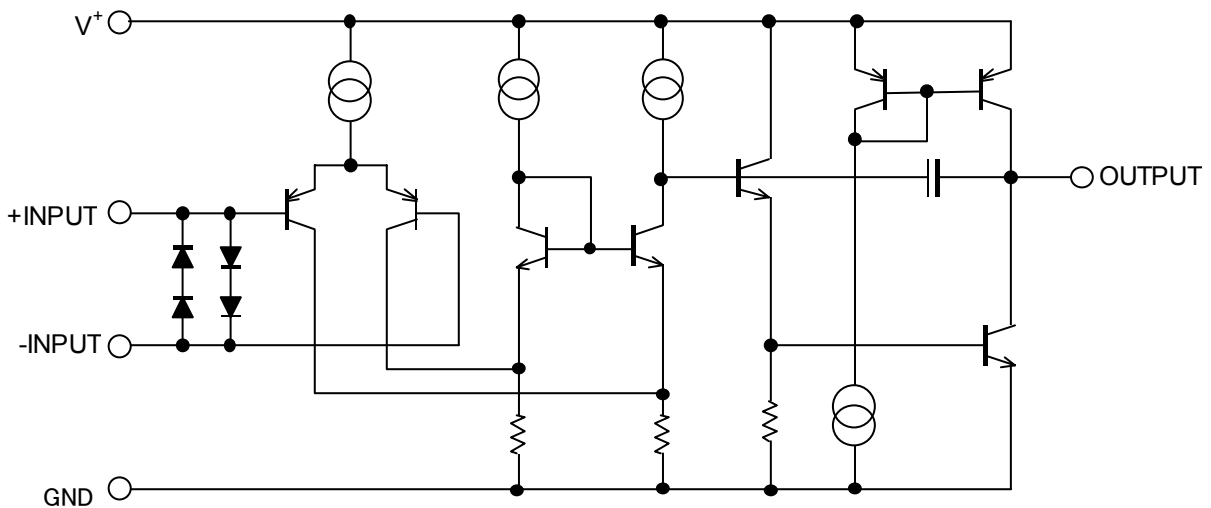
■ PIN CONFIGURATION



PIN FUNCTION

- 1.OUTPUT
- 2.GND
- 3.+INPUT
- 4.-INPUT
- 5.V⁺

■ EQUIVALENT CIRCUIT



NJM2716

■ ABSOLUTE MAXIMUM RATINGS

(Ta=25°C)

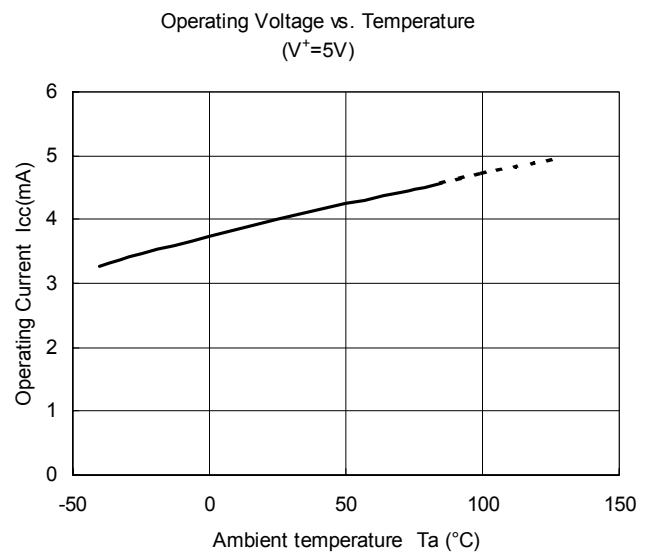
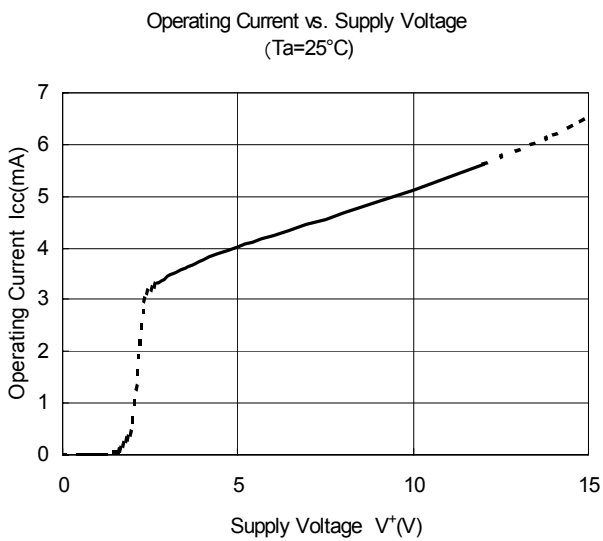
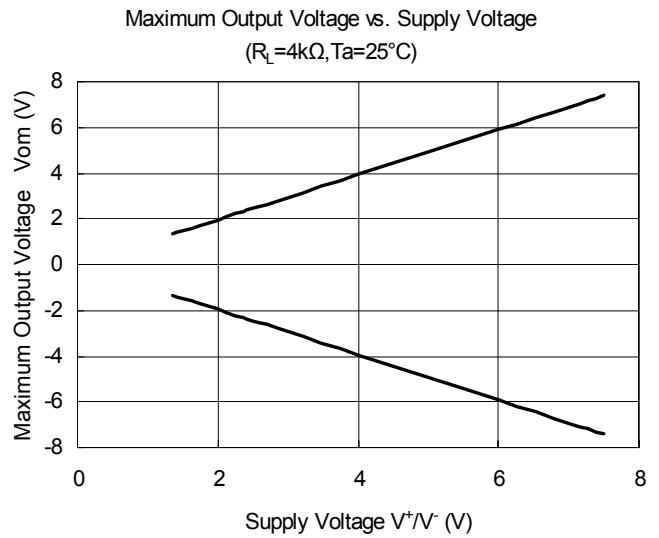
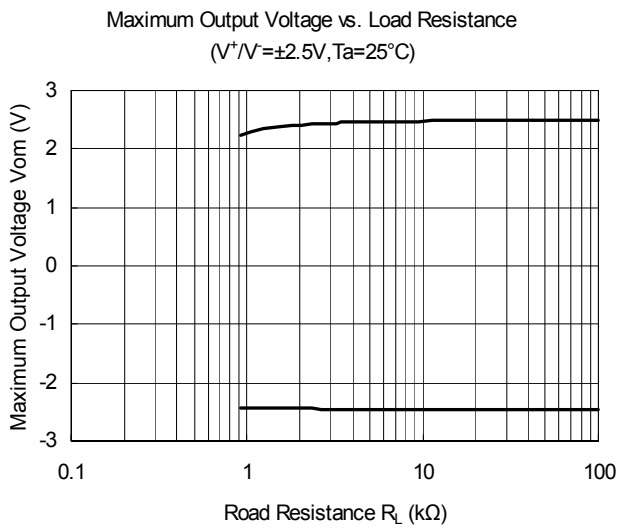
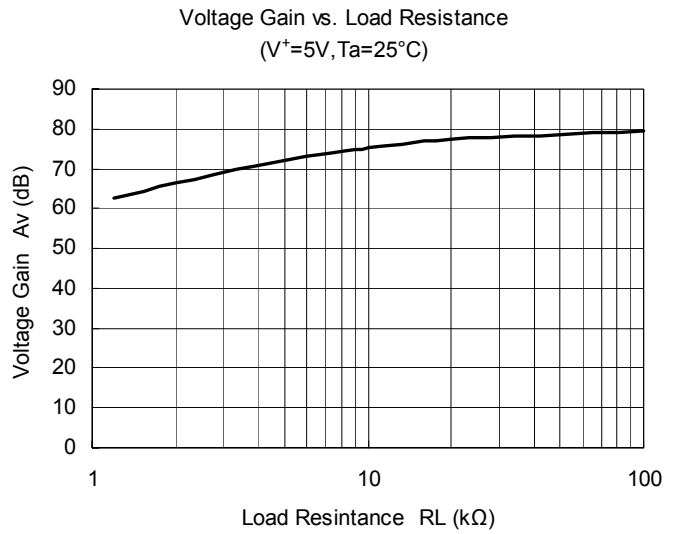
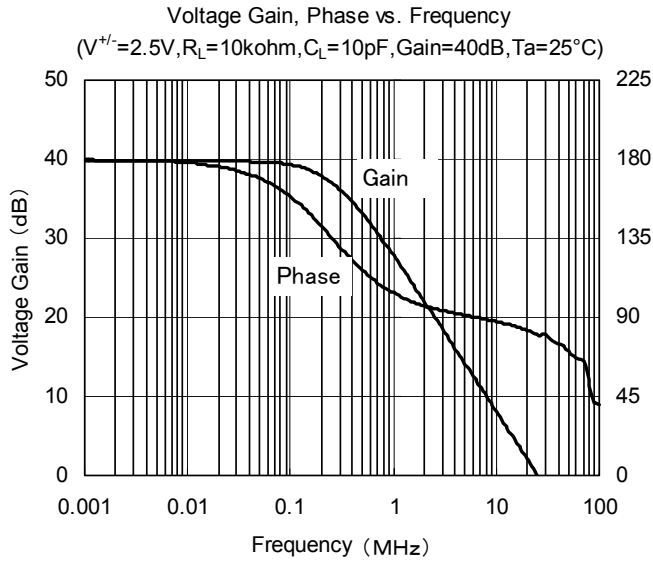
PARAMETER	SYMBOL	RATINGS	UNIT
Supply Voltage	V^+	15.0	V
Power Dissipation	P_D	200	mW
Differential Input Voltage	V_{ID}	± 3	V
Input Voltage	V_{IC}	-0.3 to +15 (note)	V
Output Sink Current	I_{SINK}	10	mA
Operating Temperature Range	T_{opr}	-40 to +85	°C
Storage Temperature Range	T_{stg}	-40 to +125	°C

(note) When supply voltage is less than 15V, the absolute maximum input voltage is equal to the supply voltage.

■ ELECTRICAL CHARACTERISTICS ($V^+=5V, T_a=25^\circ C$)

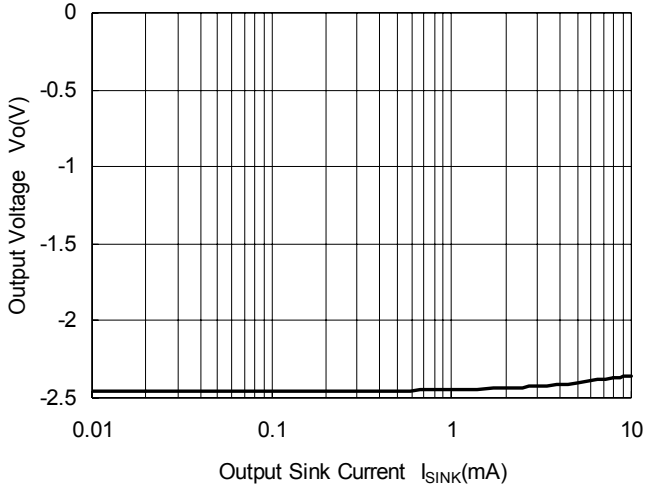
PARAMETER	SYMBOL	TEST CONDITION	MIN.	TYP.	MAX.	UNIT
Input Offset Voltage	V_{IO}	$R_s=0\Omega$	-	1	10	mV
Input Offset Current	I_{IO}		-	0.2	0.5	μA
Input Bias Current	I_B		-	1	2.5	μA
Voltage Gain	A_V	$R_L \geq 10k\Omega$	60	75	-	dB
Input Common Mode Voltage Range	V_{ICM}		0 to 3.8	-	-	V
Common Mode Rejection Ratio	CMR		45	80	-	dB
Supply Voltage Rejection Ratio	SVR		50	75	-	dB
Maximum Output Voltage1	V_{OM}^{+1}	$R_L=4k\Omega$ to GND	4.3	4.5	-	V
	V_{OM}^{-1}		-	0.05	0.1	
Maximum Output Voltage 2	V_{OM}^{+2}	$R_L=4k\Omega$ to 2.5V	4.5	4.7	-	V
	V_{OM}^{-2}		-	0.1	0.5	
Output Source Current	I_{SOURCE}		1	2.5	-	mA
Output Sink Current	I_{SINK}		2.5	5	-	mA
Operating Current	I_{CC}	$R_L=\infty$	-	4.2	5.5	mA
Slew Rate	SR		-	40	-	V/ μs
Unity Gain Bandwidth	f_T		-	30	-	MHz

■ TYPICAL CHARACTERISTICS

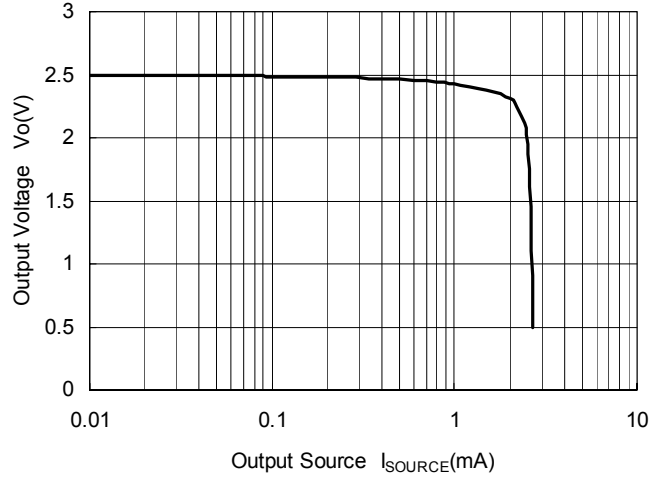


TYPICAL CHARACTERISTICS

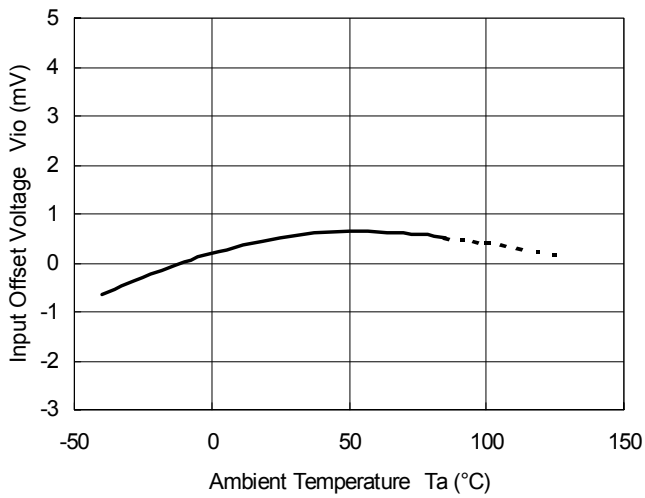
Output Voltage vs. Output Sink Current
($V^+/V^- = \pm 2.5V, T_a = 25^\circ C$)



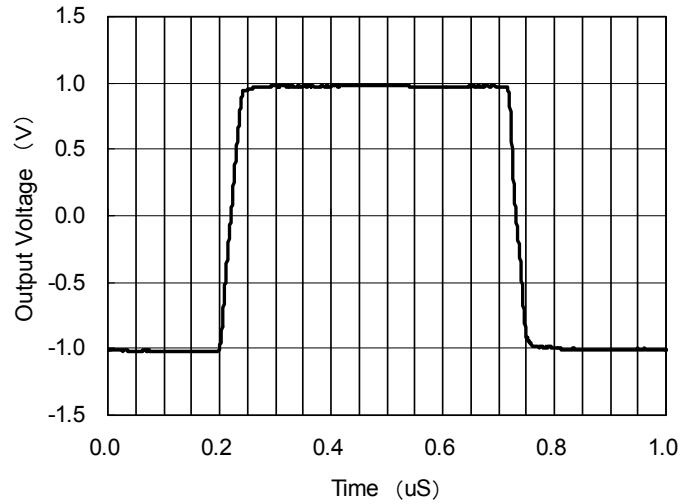
Output Voltage vs. Output Source Current
($V^+/V^- = \pm 2.5V, T_a = 25^\circ C$)



Input Offset Voltage vs. Temperature
($V^+ = 5V$)



Output Voltage vs. Time
($V^+/V^- = \pm 2.5V, V_{in} = 2V_{pp}, f = 1MHz, R_L = 10k\Omega, C_L = 10pF, A_v = 0dB$)



MEMO

[CAUTION]
The specifications on this databook are only given for information , without any guarantee as regards either mistakes or omissions. The application circuits in this databook are described only to show representative usages of the product and not intended for the guarantee or permission of any right including the industrial rights.