PART NUMBER	CONFIGURATION																							
	ROW	24	23	22	21	20	19	18	17	16	15	14	13	12	11	10	9	8	7	6	5	4	3	2	1
88947–XY3LF SEE NOTE 11 OPTION	d	–	X	–	X	–	–	X	–	X	–	X	–	X	–	X	X	–	X	–	X	–	X	–	X
	c	–	X	–	X	–	–	X	–	X	–	X	–	X	–	X	X	–	X	–	X	–	X	–	X
	b	–	X	–	X	–	–	X	–	X	–	X	–	X	–	X	X	–	X	–	X	–	X	–	X
	a	–	X	–	X	–	–	X	–	X	–	X	–	X	–	X	X	–	X	–	X	–	X	–	X

"X" = LOADED POSITION
"–" = EMPTY POSITION

PRODUCT NUMBER	PCB THICKNESS	DIM "A"
88947–X02	1.6	2.90
88947–X12	2.4	3.53
88947–X02LF	1.6	2.90
88947–X12LF	2.4	3.53
88947–X03LF	1.6	2.90
88947–X13LF	2.4	3.53

PLATING CONTACT AREA:	
DASH NR:	PERFORMANCE LEVEL
–1YY/1YYLF	TELCORDIA CO
–2YY/2YYLF	CUSTOMER SPECIAL
–3YY/3YYLF	CUSTOMER SPECIAL

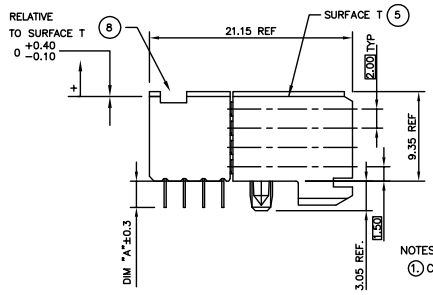

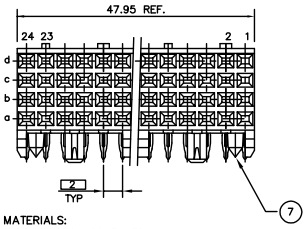

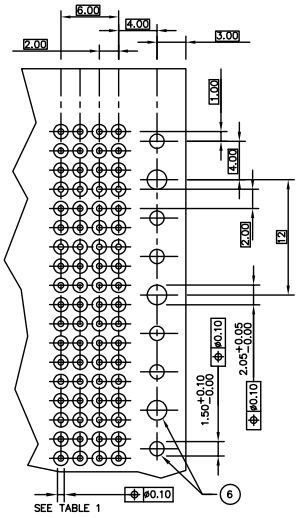

RECOMMENDED PC BOARD LAYOUT, COMPONENT SIDE.

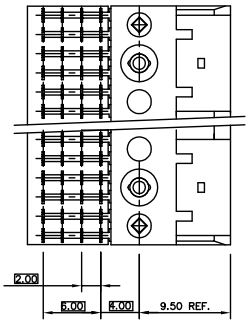

TABLE 1	
PLATED THRU HOLE REQUIREMENTS	
HOLE DIAMETER AFTER PLATING	0.65–0.80
DRILLED HOLE	0.81–0.86 (0.85 DRILL)
COPPER PLATING	0.025 – 0.05
SnPb PLATING	0.005–0.015

NOTES:

1. CONNECTOR MATERIALS:
   HOUSING: LCP, 30% GLASS FILLED, UL 94–V0 COMPLIANT
   TERMINAL: PHOSPHOR BRONZE ALLOY
2. PRESS–FIT TAIL PLATING: 0.5–1.5 μm TIN LEAD
3. PRODUCT SPECIFICATION: GS–12–002
4. APPLICATION SPECIFICATIONS: BUS–20–061, GS–20–001, TA–941
5. PRODUCT MARKING: (PART NUMBER & LOT CODE).
6. INDICATED HOLES ARE UNPLATED.
7. DIAMOND LOCATION PEG ARE ONLY EXISTED ON THE BOTH SIDES OF PRODUCT.
8. TOP SURFACE OF PRESS BLOCK MAY EXTEND UP TO 0.4MM HIGHER THAN HOUSING. THIS MAY AFFECT THE TAIL LENGTH BEFORE APPLICATION TO A BOARD.
9. THESE PRODUCTS WHERE THE PART NUMBER ENDS IN "LF" MEET THE EUROPEAN UNION DIRECTIVES AND OTHER COUNTRY REGULATIONS AS DESCRIBED IN GS–22–008.

   ALL PRODUCTS WILL WITHSTAND EXPOSURE TO 240°C FOR 60 SECONDS IN A CONVECTION, INFAR–RED OR VAPOR PHASE REFLOW OVEN.
10. FOR LEAD FREE PART NUMBERS ADD "LF" SUFFIX. EXAMPLE: 88947–XYYLF.
11. ONLY 88947–X03LF AND 88947–X13LF, OTHER P/N IS FULL LOADED

mat'l. code SEE NOTES				tolerances unless otherwise specified		
ltr	ecn no	dr	date		.X ±.3	
M	DG07–0170	Cenh	05/22/07	linear	.XX ±.10	
N	DG08–0171	TER	8/15/08		.XXX ±.050	
P	DG09–0068	Cenh	06/06/09	angles	0° ±2°	
R	DG–010933	QinDF	03/08/12	dr	STU STONER	10/29/92
				engr	De–Feng Qin	03/08/12
				chr	Tian–Zhao Lin	03/08/12
				appd	Pei–Ming Zheng	03/08/12
sheet index	revision sheet					

CUSTOMER COPY

projection

MM

scale 1:1

www.fciconnect.com

title B SERIES R/A SIGNAL RECEPT ASSY 4 ROW, 4 MOD, PF

product family METRAL (tm)

size A | dwg no 88947 | code 213 | sheet 1 of 1

cage code 22526

Tous droits strictement reserves. Reproduction ou communication a des tiers interdite sous quelque forme que ce soit sans autorisation ecrite du propietaire. Propriete de c FCI. Droits de reproduction FCI.

All rights strictly reserved. Reproduction or issue to third parties in any form whatever is not permitted without written authority from the proprietor. Property of FCI. Copyright FCI.

Downloaded from Elcodis.com electronic components distributor