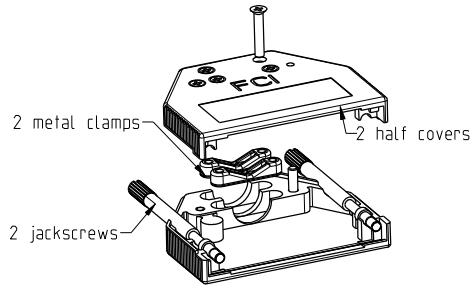
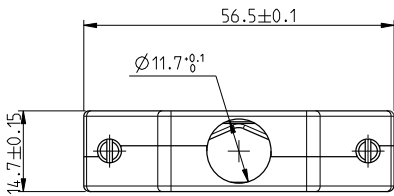


SIZE	Part Number	Jack Screw Thread	Packing
25	8655MH2501LF	UNC 4-40	bulk : Qty 60
	8655MH2511LF		individual set 50 sets/carton
	8655MH2502LF	M3	bulk : Qty 60
	8655MH2512LF		individual set 50 sets/carton

NOTE:RoHS INFORMATIONS

- The LF product meets European union Directives and other country regulations as described in GS-22-009
- The product is not intended to be exposed to a manufacturing solder process
- Packaging spec:see GS-14-920

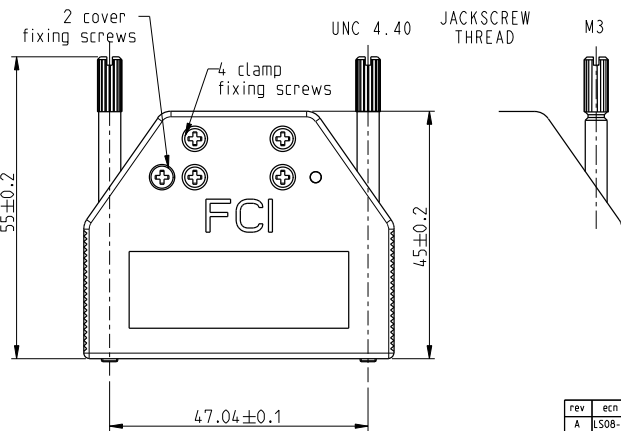


SCALE 1:1

NOTES : for every sizes

Material and finish : Zinc die-cast
nickel plated
Cable strain relief : Zinc die-cast
Jackscrew : Steel,nickel plated
UNC 4-40 or M3 (see tables)
Temperature range : -55°C to +125 °C
Attenuation factor : >40 dB between 10 MHz

Other size details : see on next pages.



Copyright FCI.

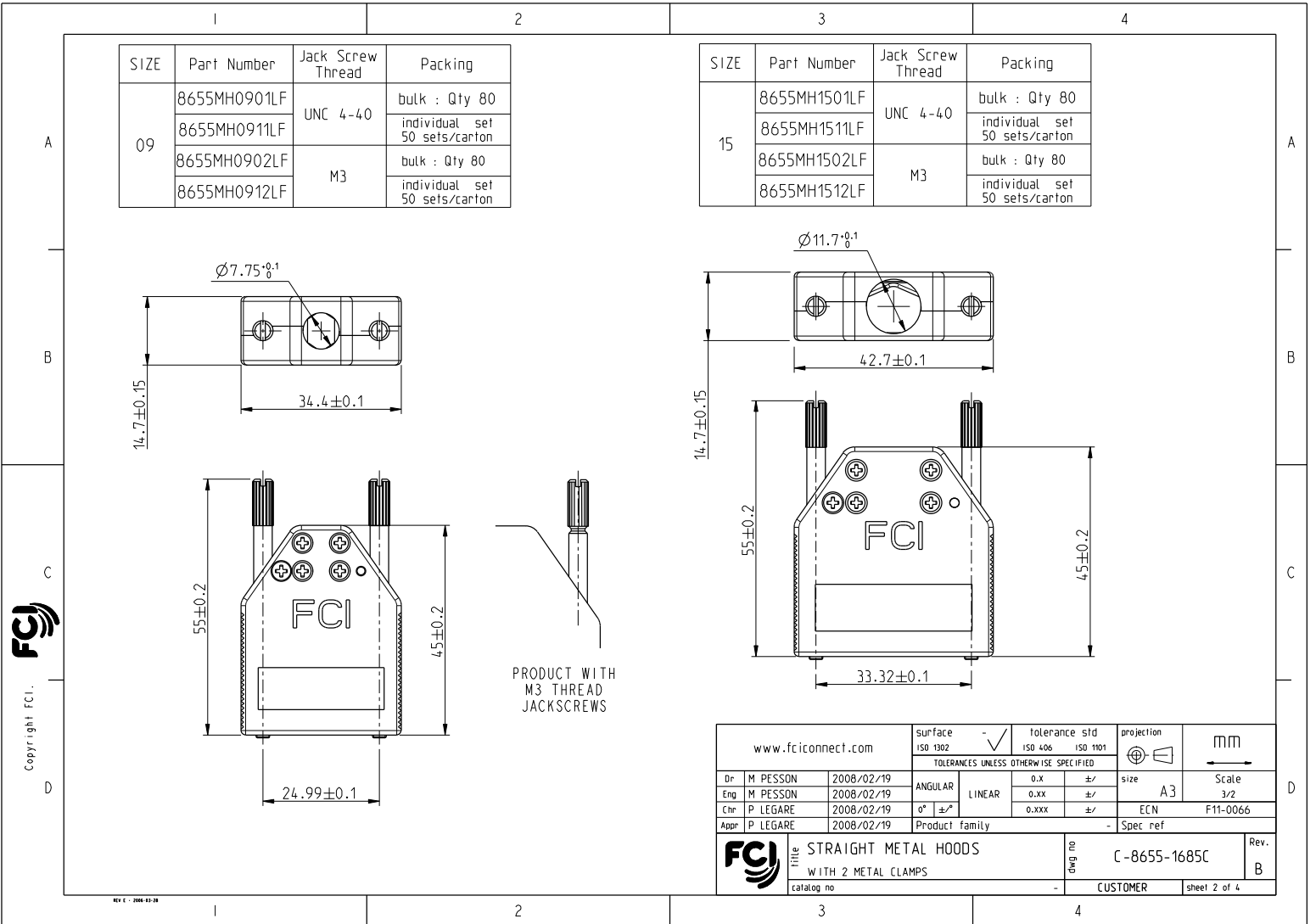
rev	ecn no	dr	date
A	S08-0058	MPE	2008/02/21
B	F11-0066	APA	2011/05/30
-	-	-	-
-	-	-	-

www.fciconnect.com		surface	tolerance std	projection	mm
		ISO 1302	ISO 406 ISO 1101		
		TOLERANCES UNLESS OTHERWISE SPECIFIED			
Dr	M PESSON	2008/02/19	ANGULAR	0.x	±/
Eng	M PESSON	2008/02/19	LINEAR	0.xx	±/
Chr	P LEGARE	2008/02/19	0° ±/	0.xxx	±/
Appr	P LEGARE	2008/02/19	Product family		
			- Spec ref		
FCI		TITLE		o/w no	Rev.
		STRAIGHT METAL HOODS		C-8655-1685C	B
		WITH 2 METAL CLAMPS		CUSTOMER	sheet 1 of 4
		catalog no			

PDM: Rev:B

STATUS:Released

Printed: Jun 14, 2011

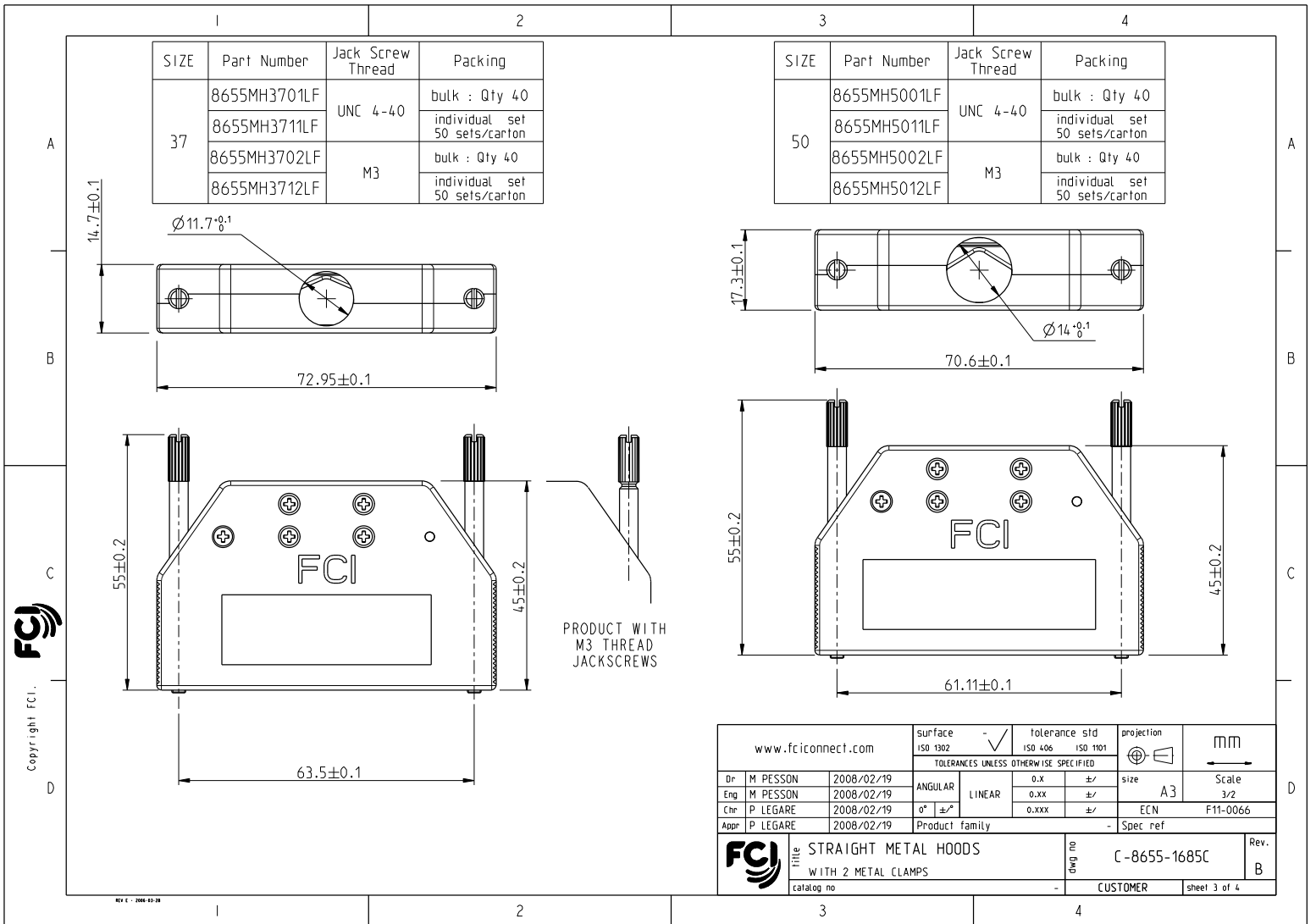


SIZE	Part Number	Jack Screw Thread	Packing
09	8655MH0901LF	UNC 4-40	bulk : Qty 80
	8655MH0911LF		individual set 50 sets/carton
	8655MH0902LF	M3	bulk : Qty 80
	8655MH0912LF		individual set 50 sets/carton

SIZE	Part Number	Jack Screw Thread	Packing
15	8655MH1501LF	UNC 4-40	bulk : Qty 80
	8655MH1511LF		individual set 50 sets/carton
	8655MH1502LF	M3	bulk : Qty 80
	8655MH1512LF		individual set 50 sets/carton

Copyright FCI.

www.fciconnect.com			surface ISO 1302	-	tolerance std ISO 406	ISO 1101	projection mm	mm
TOLERANCES UNLESS OTHERWISE SPECIFIED								
Dr	M PESSON	2008/02/19	ANGULAR	LINEAR	0.x	±/	size	A3
Eng	M PESSON	2008/02/19	0°	±/	0.xx	±/	ECN	F11-0066
Chr	P LEGARE	2008/02/19	0°	±/	0.xxx	±/	Spec ref	
Appr	P LEGARE	2008/02/19	Product family					
FCI			Title			Rev.		
			STRAIGHT METAL HOODS			C-8655-1685C		
			WITH 2 METAL CLAMPS			B		
catalog no			-			CUSTOMER sheet 2 of 4		



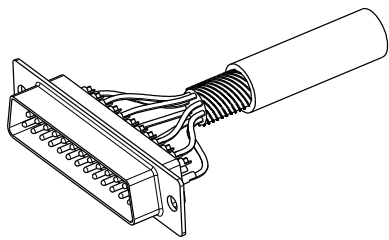
PDM: Rev:B

STATUS: Released

Printed: Jun 14, 2011

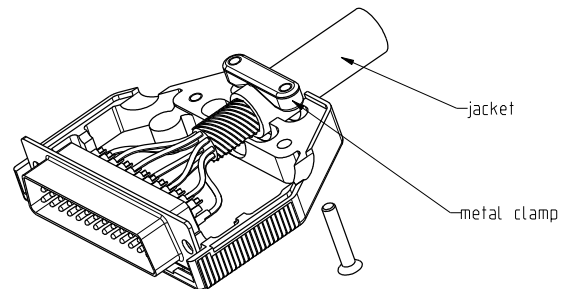
CABLING INSTRUCTIONS

1- Strip the cable and solder or crimp the wires



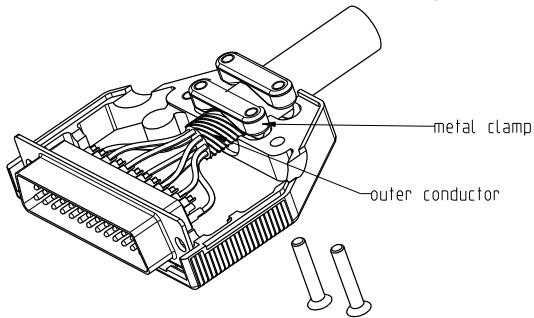
SCALE 3:2

2-Put the connector into a half hood and tighten the jacket with a metal clamp



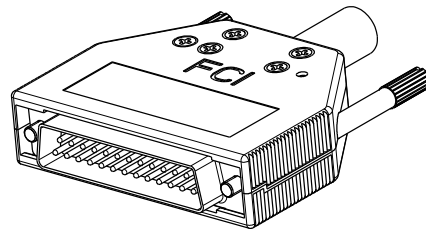
SCALE 3:2

3-To get the electrical continuity between the cable outer conductor and the hood tighten the outer conductor with the other metal clamp as shown



SCALE 3:2

4-Mount the jackscrews, the other half hood and tighten with 2 screws



Copyright FCJ.

www.fciconnect.com		surface ISO 1302	-	tolerance std ISO 406 ISO 1101	projection mm	mm
TOLERANCES UNLESS OTHERWISE SPECIFIED						
Dr	M PESSON	2008/02/19	ANGULAR	0.X	±/	size A3
Eng	M PESSON	2008/02/19	LINEAR	0.XX	±/	Scale 3:2
Chr	P LEGARE	2008/02/19	0° ±/	0.XXX	±/	ECN F11-0066
Appr	P LEGARE	2008/02/19	Product family	-	Spec ref	
		Title STRAIGHT METAL HOODS WITH 2 METAL CLAMPS			Engg no C-8655-1685C	Rev. B
catalog no		-		CUSTOMER	sheet 4 of 4	

PDM: Rev:B

STATUS Released

Printed: Jun 14, 2011