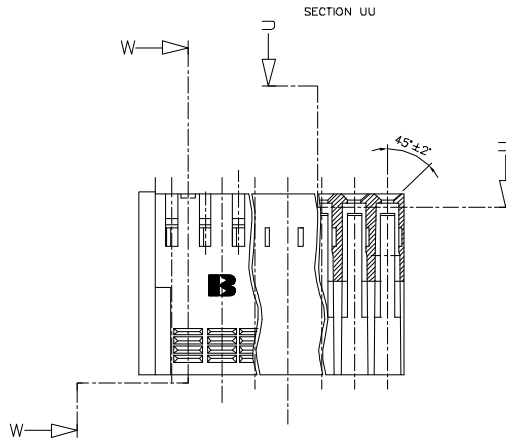
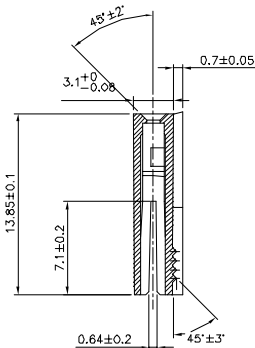
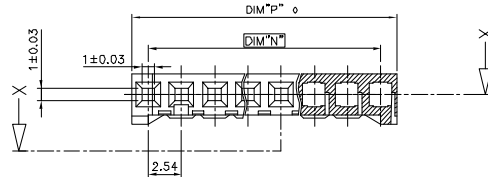


PRODUCT NUMBER  
67013-0XXLF

WHEN NEEDED, SUFFIX LETTER "LF"  
INDICATES THE PRODUCT IS RoHS  
COMPLIANT, SEE NOTE 5



NOTES:

- 1 - MOLDING MATERIAL: PBT 30% GLASS FILLED, COLOUR BLUE, FLAME RETARDANT, ACCORDING TO UL 94, CATEGORY V0.
  - 2 - OVER DASH NUMBER -006 ONLY THE FIRST AND LAST THREE POSITIONS MUST HAVE GROOVES ON TWO SIDES.
  - 3 - THIS HOUSING IS INTENDED FOR USE WITH BERG TERMINAL # 76785-YXX AND BERG HEADERS # 76384-YXX OR 76382-YXX
  - 4 - FOR BERG DUFLEX CLINCHER APPLICATION DATA SEE SPECIFICATION TA-333 SHEET 213-10F1
  - 5 - RoHS COMPATIBLE PRODUCT SPECIFICATIONS
- a - LABELING:  
- MEETS PACKAGING SPECS AS PER GS-14-920
- b - LEGAL STATEMENT: SEE GS-22-008  
THE PRODUCT IS NOT INTENDED TO BE EXPOSED TO A MANUFACTURING SOLDER PROCESS.

CUSTOMER COPY FOR REFERENCE ONLY									
matl. code	surface	tolerance	projection	product family					
SEE NOTE 1	ISO 1102	ISO 426	ISO 9011	VCC SR					
ltr	ecm	no	dr	date	drawn	checked	approved	specified	title
K	F08	0226	DLE	06.07.07					DUFLEX
					angles				HOUSING SINGLE ROW
E	F00488	PHZ		00.09.13	Linear				scale 5/1
F	F04	0347	DLE	04.12.10	dr	D	LEGRAND	06.07.13	dwg no
G	F05	0160	DLE	06.04.07	PHZ	JM	PHANAN	08.07.13	sheet 1 of 2
H	F05	0236	DLE	05.08.24	PHZ	P	WIZO	08.07.13	size
J	F05	0284	DLE	05.11.07	PHZ	JMP		08.07.13	A2
sheet	revision	K	J						type
index	sheet	1	2						CUSTOMER Drawing

NUMBER OF POS.	NUMBER OF POS.	DIM"N"	DIM"P"
67013-002 LF	1 x 02	2.54	5.00
67013-003 LF	1 x 03	5.08	7.54
67013-004 LF	1 x 04	7.62	10.08
67013-005 LF	1 x 05	10.16	12.62
67013-006 LF	1 x 06	12.70	15.16
67013-007 LF	1 x 07	15.24	17.70
67013-008 LF	1 x 08	17.78	20.24
67013-009 LF	1 x 09	20.32	22.78
67013-010 LF	1 x 10	22.86	25.32
67013-011 LF	1 x 11	25.40	27.86
67013-012 LF	1 x 12	27.94	30.40
67013-013 LF	1 x 13	30.48	32.94
67013-014 LF	1 x 14	33.02	35.48
67013-015 LF	1 x 15	35.56	38.02
67013-016 LF	1 x 16	38.10	40.56
67013-017 LF	1 x 17	40.64	43.10
67013-018 LF	1 x 18	43.18	45.63
67013-019 LF	1 x 19	45.72	48.18
67013-020 LF	1 x 20	48.26	50.72

NUMBER OF POS.	NUMBER OF POS.	DIM"N"	DIM"P"
67013-021 LF	1 x 21	50.80	53.26
67013-022 LF	1 x 22	53.34	55.80
67013-023 LF	1 x 23	55.88	58.34
67013-024 LF	1 x 24	58.42	60.88
67013-025 LF	1 x 25	60.96	63.42
67013-026 LF	1 x 26	63.50	65.96
67013-027 LF	1 x 27	66.04	68.50
67013-028 LF	1 x 28	68.58	71.04
67013-029 LF	1 x 29	71.12	73.58
67013-030 LF	1 x 29	73.66	76.12
67013-031 LF	1 x 31	76.20	78.66
67013-032 LF	1 x 32	78.74	81.20
67013-033 LF	1 x 33	81.28	83.74
67013-034 LF	1 x 34	83.82	86.28
67013-035 LF	1 x 35	86.36	88.82
67013-036 LF	1 x 36	88.90	91.36

CUSTOMER COPY FOR REFERENCE ONLY

mat'l. code		surface <input checked="" type="checkbox"/> ISO 1382 <input type="checkbox"/> ISO 486 <input type="checkbox"/> ISO 486		tolerance <input checked="" type="checkbox"/> unless otherwise specified		projection		product family VCC SR	
Ltr	ecm no	dr	date	tolerances	angles	linear	mm	title DUFLEX HOUSING SINGLE ROW	
C	F40060	PNZ	94.02.07					dwg no 67013 sheet 2 of 2 size A3	
D	F80386	DLE	98.03.13					type CUSTOMER Drawing	
E	F00499	PNZ	00.09.13						
F	F04-0347	DLE	04.12.10	dr	D	LEGRAND	98.07.13		
G	F05-0169	DLE	05.04.07	engr	JM,PHAMVAN	98.07.13			
H	F05-0236	DLE	05.08.24	chr	P.NIZZI	98.03.13			
J	F06-0224	DLE	06.07.07	appd	JM,P	98.03.13			
sheet index	revision	sheet							