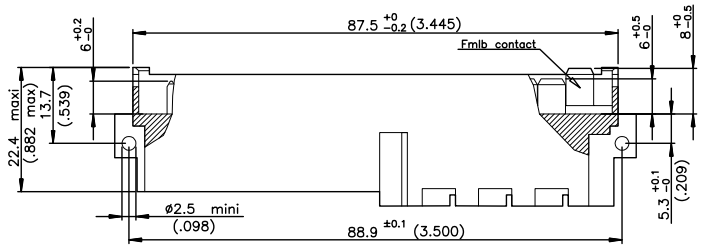

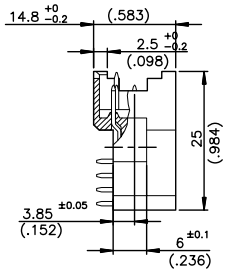

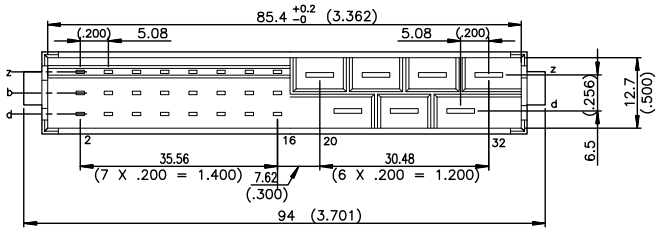

ELECTRICAL DATA

–Current at AMB.	5.5 A at 20° / 4 A at 70°
–Contact resistance	?15m? according to DIN 41640 Teil 4 test 2a
–Insulation resistance	˚10 M? according to DIN 41640 teil 7 test 3a
–TEST VOLTAGE	according to DIN 41640 teil 21
contact/contact	1550V eff
contact/ground	1550V eff

MECHANICAL DATA

–Insertion force	?60N
–Mechanical endurance –class 1	500 matings unmatings according to DIN41640 teil 21
–class 2	400 matings unmatings according to DIN41640 teil 21
–Material insulator	Polyester UL94V0
–Material contacts	Copper alloy
–Medium power contact:	Gold over nickel on contact area. lead–free on termination.
–High power contact:	Silver over nickel on active and on terminaison area
–Schock	?40m? according to DIN 41640 Teil 14 test 6c
–Vibration –class 1	10–2000Hz/20g according to DIN 41640 Teil 15
–class 2	10–500Hz/5g according to DIN 41640 Teil 15

ENVIRONMENTAL DATA

–Climatic category	According to DIN 41612
–Corrosion	According to DIN 41612

NOTE RoHS INFORMATION

– The "LF" products meet European Union Directives and other country regulations as described in GS–22–008.
– The housing will whistand exposure to 260°C peak temperature for 3.5 seconds in a wave solder application with a 1.6mm minimum thick circuit board.
– For the right angled versions , like the current leaded versions, it's recommended to use high temperature adhesive or metallic device, to protect the nearest plastic part in contact with of the solder wave, to avoid any visual plastic deterioration.

P.C. CARD DRILLING

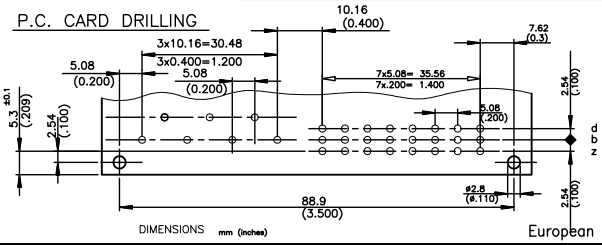

TERMINATION

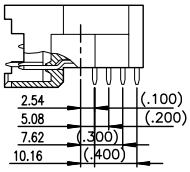

LEAD–FREE PART–NUMBER 5159 002 31 23□ 4 11 LF

- MIXED STYLE F24/H7
- NUMBER OF CONTACTS
- TERMINATION: 24 angled spills 4 row + 7 foston
- PERFORMANCE CLASS: DIN 41612 class 2 — 5; DIN 41612 class 1 — 9
- CONTACT TERMINATION: Angled spills 2.54 X 5.08
- LEAD–FREE

rev	ecn no	dr	date
A	–	–	–
B	–	–	–
C	LS05–0119	–	2005/12/13
D	LS05–0119	LGO	2006/02/21
E	LS06–0097	LGO	2006/02/26
F	LS07–0288	LGO	2007/11/19
G	F10–0214	APA	2010/10/01

DIMENSIONS mm (inches)

European Views

www.fciconnect.com			surface ISO 1302	tolerance std ISO 406 ISO 1101		projection	mm
			TOLERANCES UNLESS OTHERWISE SPECIFIED				
Dr	MPESSON	2006/02/21	ANGULAR	LINEAR	0.X ±0.1	size A3	Scale 1.5
Eng	MPESSON	2006/02/21			0.XX ±0.1		
Chr	LEGARE	2006/02/21	0.XX° ±2°		0.XXX ±0.1	ECN	F10–0214
Appr	LEGARE	2006/02/21	Product family	DIN POWER 5159		Spec ref	–

title: PLUGS–MEDIUM HIGHT POWER
MIXED STYLE F24/H7

dwg no: C01–5159–0041 Rev. G

catalog no –

CUSTOMER sheet 1 of 1

REV F – 2006–04–17

Copyright FCI.

PDM: Rev:G STATUS:Released Printed: Oct 07, 2010

Downloaded from Elcodis.com electronic components distributor