

330854

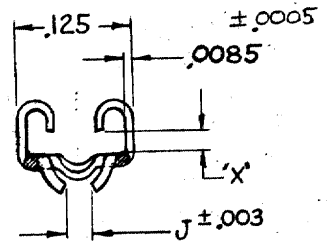
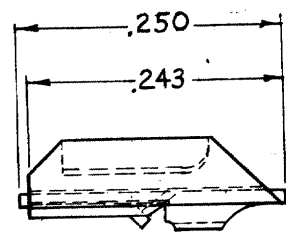
ZONE	LTR	DESCRIPTION	DATE	APPROVED
	P1	REVISED PER ECO-11-005294	07APR11	HMR

WIRE SIZE (AWG)	CLIP COLOR CODE	"J"	PNEUMATIC TOOL	MANUAL SERVICE TOOL
			1000 CLIPS/REEL	40 STRIPS 25 EACH
20	YELLOW	.051	2-330854-6	2-330854-4
24	RED	.029	2-330854-9	4-330854-1

CLIP SELECTION CHART

INSULATION DIA. RANGE	MANDREL NUMBER	
	PNEUMATIC TOOL (69585-0)	MANUAL SERVICE TOOL (69702)
.066-.075	69542	69561-1
.076-.085	69542-1	
.055-.065	69542-8	69561-4

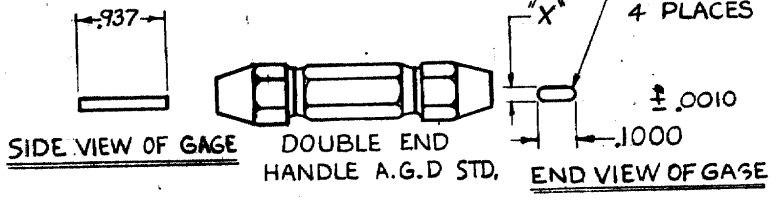
MANDREL SELECTION CHART



NOTE: LTIN PLATE (MIL-T-10727) .0001 MIN THK

AMP IDENTIFYING CODE (SEE TABLE)

SUGGESTED GAGE DESIGN



SCALE: 1-1

NOTE: GAGE TO VERIFY "X" DIM ONLY

DIM	GO	NO GO
"X"	.0214	.0261

UNLESS OTHERWISE SPECIFIED DIM. ARE IN INCHES. TOLERANCES ON DECIMALS $\pm .005$ ANGLES $\pm .5^\circ$		CONTRACT NO. #		TE Connectivity	
DR <i>R. Weiler</i> 3-23-67		CHK <i>R. Weiler</i> 3/24/67		NAME	
MATER: PHOS BRONZE (QQ-P-750)		APPR <i>R. Weiler</i> 3-28-67		TERMI-POINT CLIP .031x.093 SYSTEM	
DESIGN APPD		OTHER APPD		SIZE B	CODE IDENT NO. 00779
LOC PRINTED		HEAT TREAT		NUMBER	330854
FINISH		NOTE: 1		SCALE 10:1	WT CALC ACTUAL SHEET 0 F 1

AMP INFO
LOC PRINTED
FINISH