

- ▶ Flexible
- ▶ Modular
- ▶ Powerful
- ▶ Robust
- ▶ Certified

SHORT FORM CATALOGUE



Stand-Alone products Accessories

Licence-free frequency Data Modems

863 / 870MHz

▶ 200m range - 10mW

ARF33-PRO
Europe



Sensitivity: -112dBm
RF data rate: 9.6 / 57.6kbps
Number of channels: 2 (WB) / 65 (NB)
Flow control: None or RTS/CTS
UART data rate: 9.6 / 57.6kbps
Modes: T / A / R*
Supply voltage: 4.5 to 36V
Operating temperature: -30 / +70°C
Enclosure: IP65 box

Interface	Part Nb Integrated antenna	Part Nb External antenna
RS232 / RS485	ARF7474KA	ARF7474LA
Self-powered USB	ARF7474MA	ARF7474NA

863 / 870MHz

▶ 1000m range - up to 50mW

ARF43-PRO
Europe



Sensitivity: -112dBm
RF data rate: 9.6 / 57.6kbps
Number of channels: 2 (WB) / 65 (NB)
Flow control: None or RTS/CTS
UART data rate: 9.6 / 57.6kbps
Modes: T / A / R*
Supply voltage: 4.5 to 36V
Operating temperature: -30 / +70°C
Enclosure: IP65 box

Interface	Part Nb Integrated antenna	Part Nb External antenna
RS232 / RS485	ARF7474OA	ARF7474PA
Self-powered USB	ARF7474QA	ARF7474RA

869.525MHz

▶ 6000m range - up to 500mW

ARF53-PRO
Europe



Sensitivity: -112dBm
RF data rate: 9.6 / 57.6kbps
Number of channels: 2 (WB) / 65 (NB)
Flow control: None or RTS/CTS
UART data rate: 9.6 / 57.6kbps
Modes: T / A / R*
Supply voltage: 4.5 to 36V
Operating temperature: -30 / +70°C
Enclosure: IP65 box

Interface	Part Nb Integrated antenna	Part Nb External antenna
RS232 / RS485	ARF7474SA	ARF7474TA
Self-powered USB	ARF7474UA	ARF7474VA

902 / 928MHz

▶ 6000m range - up to 500mW

ARF53
USA



Sensitivity: -112dBm
RF data rate: 9.6 / 57.6kbps
Number of channels: 50 FHSS
Flow control: None or RTS/CTS
UART data rate: 9.6 / 57.6kbps
Modes: T / A / S*
Supply voltage: 4.5 to 36V
Operating temperature: -30 / +70°C
Enclosure: IP65 box

Interface	Part Nb Integrated antenna	Part Nb External antenna
RS232 / RS485	ARF7474C	ARF7474E
Self-powered USB	ARF7474G	ARF7474I

Under licence Data Modems

400 / 470MHz

▶ 25km range - 0.5 to 4W

ARF73



Sensitivity: -115dBm
RF data rate: 9.6kbps
Flow control: CTS
UART data rate: 4.8 to 115.2kbps
Modes: T / A / R*
Supply voltage: 10 to 28V
Operating temperature: -30 / +70°C
Enclosure: IP65 box

Interface	Part Nb External antenna
RS232 / RS422	ARF7499B
RS485	ARF7499C

Interoperable

Powerfull

Full certified

IP65 box

Flexible

*T: transparent / A: addressed / S: secured / R: repeater

www.adeunis-rf.com

I/O Modules

863 / 870MHz

▶ 200m to 25km range

ARF50-PRO



Must be connected to an ARFx3-PRO radio modem
 Range: depending on modem
 I/O refreshing rate: from 100ms**
 Digital Inputs: 0/40V NPN
 Digital Outputs: 0/40V PNP
 Analog Inputs/Outputs: 12 bits 0/20mA or 0/10V
 Supply voltage: 10 to 36V
 UART data rate: 9.6 / 57.6kbps
 Connection to modem & supervisor: RS485
 Bus: Modbus RTU
 Operating temperature: -10 / +50°C

I/O designation	Part Nb
4 digital inputs + 4 digital outputs	ARF7663AA
4 digital inputs + 4 digital outputs + 2 analog inputs + 2 analog outputs	ARF7663BA

WIFI® Modems

2.41 / 2.48GHz

▶ 200m range - 802.11b/g/i

ARF45-PRO



Sensitivity: -82dBm
 UART data rate: 2.4 to 921.6kbps
 Supply voltage: 8 to 30V
 Serial port: RS232
 Flow control: RTS/CTS
 Set-up & configuration: RS232 - Telnet / Http
 Mode: T*
 Operating temperature: -30 / +70°C
 Enclosure: IP65 box

Security	Part Nb
WEP64, WEP128, WPA-PSK	ARF7532I
WEP64, WEP128, WPA-PSK, WPA2-PSK, WPA2-Enterprise	ARF7532K

BLUETOOTH® Dongles

2.41 / 2.45GHz

▶ 150m range - Class1

ARF62



Supply voltage: 3.8 to 20V
 Sensitivity: -87dBm
 UART data rate: 9.6 to 115.2kbps
 UART ports: TXD/RXD - RTS/CTS
 Profiles: GAP - SDAP - SPP - DUN
 Size: 65x20x25mm

Connector / Power supply	Part Nb
DCE/DB9F + power supply	ARF7501B
DTE/DB9M + power supply	ARF7502B
DTE/DB15HD M + self-powered	ARF7503C
DCE/DB9F + DTE/DB9M	ARF7509A

Softwares

For a fast and easy installation of the products



Free download on www.adeunis-rf.com

We recommend to use the ADEUNIS RF softwares and programs for configuration, testing and for updating the firmware of the following products:

- ARF53 (from version V1.01)
- «X3-PRO» RF Modems range (ARF33-PRO, ARF43-PRO, ARF53-PRO)
- ARF62 (from version V0.07)
- ARF73 (from version V1.06)
- ARF50
- ARF50-PRO

Addressed

Transparent

Repeater

Secured

Modular

**Architecture: 1 master to 1 RF slave with a ARF53 modem in WB (rate 57.6kbps)

www.adeunis-rf.com

Remote Control

433.92MHz

▶ 300m range - 1 way

ARF18



Remote control

Modulation: ASK
Power: 1mW
Operating temperature: -30 / +70°C



OEM receiver

Consumption: 15mA
Sensitivity: -104dBm
Power supply: 2.7 / 3.6V



Relay receivers

Consumption: 30mA (open relays) - 130mA (closed)
Sensitivity: -104dBm
Power supply: 15 to 30V
Enclosure: IP65 box

Serial decoder

UART data rate: 2.4 to 115.2kbps
Consumption: 16mA (RS232) - 32mA (RS485)
Sensitivity: -104dBm
Power supply: 8 to 30V
Enclosure: IP65 box

Remote control numbers of keys	Part Nb
1 key	ARF7291A
2 keys	ARF7291B
4 keys	ARF7291D
8 keys	ARF7291R

Receiver versions		Part Nb
OEM	Outputs: serial interface level, 0/VCC	ARF7293A
Relays	1 relay NO/NC	ARF7341F
	2 relays 1NO + 1NO/NC	ARF7341D
	4 relays 4NO	ARF7341B
Serial decoder	Serial port: RS232	ARF7263K
	Serial port: USB	ARF7263S

869.525MHz

▶ 300m range - 2 ways

ARF18



Remote control

Modulation: FSK
Power: 6mW
Operating temperature: -30 / +70°C



OEM receiver

Consumption: 15mA
Sensitivity: -104dBm
Power supply: 2.7 / 3.6V

Numbers ok keys	Part Nb
1 key	ARF7292A
2 keys	ARF7292B
3 keys	ARF7292C
4 keys	ARF7292D

Receiver version		Part Nb
OEM	Outputs: serial interface level, 0/VCC	ARF7294A

Perform your application in a few minutes



Evaluate ADEUNIS RF products
Perform RF measurements
Develop a prototype

Kit contain

1 demoboard
1 OEM receiver
1 remote control
1 whip antenna
1 RS232 cable










Remote control Starter kit

Versions	Part Nb
433.92MHz - 1 way	ARF7439S
869.525MHz - 2 ways	ARF7439M




Accessories

▶ Antennas




Impedance: 50 Ohms
TNC connector type: Male

	Designation	Frequency	Gain	Size	Part Nb
	Flexible antenna 1/2 Wave	863/870MHz	2dBi	17.5 cm	ACC1400AA
	Antenna 1/2 Wave	902/928MHz	5dBi	21.5 cm	ACC1400BM
	Antenna 1/2 Wave	400/440MHz	5dBi	39 cm	ACC1400AO
	Antenna 1/2 Wave	425/455MHz	5dBi	38 cm	ACC1400AP
	Antenna 1/2 Wave	445/470MHz	5dBi	36.5 cm	ACC1400AQ
	Antenna 1/4 Wave + fixing system	400/470MHz	0dBi	10 x 10x 3 cm + 17cm	ACC1400BP
	Dual-band GPS/ISM groundplane antenna	869MHz - GPS	2dBi	6.8 x 4.8 x 4 cm	ACC1400AU
	Dual-band GPS/ISM groundplane antenna	410/430MHz - GPS	2dBi	diam: 16 cm	ACC1400AS
	Groundplane antenna	410/430MHz	2dBi	diam: 16cm	ACC-1400AE


▶ Antenna adapters & supports

	Designation	TNC Connector type	Size	Part Nb
	TNC converter package	1 Male/Male + 1 Female/Female	-	ACC1400AM
	Fixing system for antenna	Male/Female adapter	10 x 10 x 3 cm	ACC1400AN
	DIN Rail fixing systems for ADEUNIS RF IP65 boxes	-	-	ACC1400AT










▶ Antenna cables

	Designation	TNC Connector type	Size	Part Nb
	Antenna cable - Coax 0.5dB loss	Male to Female	100 cm	ACC1400AH
	Antenna cable - Coax 1dB loss	Male to Female	300 cm	ACC1400AI
	Antenna cable - Coax 1.5dB loss	Male to Female	500 cm	ACC1400AJ

▶ Power block

	Designation	Connector type	Size	Part Nb
	Power block - 220Vac/50mA to 9Vdc/500mA	Jack 3.5/1.3 «+ on the middle» connector	185 cm	ACC1400AB

▶ Data & power cables

	Designation	Connector	Size	Part Nb
	Cable	USB A to serial RS232 converter	60 cm	ACC1400AG
	Power cable	USB A to jack 3.5/1.3 «+ on the middle» connector	200 cm	ACC1400BR
	Y cable	6 wires (power & data) to DB9F + 2 power wires	200 cm	ACC1400AC
	Bundle including * Y cable: ACC-CBL-10011 * Power block: ACC-PWB-10000	6 wires (power & data) to DB9F + 2 power wires + Jack 3.5/1.3 «+ on the middle» connector	200 cm + 185 cm	ACC1400AR
	Serial RS232 cable	DB9F to DB9M	100 cm	ACC1400BS
	Serial RS232 cable	DB9F to DB9F	100 cm	ACC1400BT
	4-wire cable	4-wire WAGO terminal block to breakout cable	75 cm	ACC1400BK
	4-wire cable	4-wire WAGO terminal block to breakout cable	200 cm	ACC1400BL
	4-wire cable for ARF50 chaining		100 cm	ACC1400BV

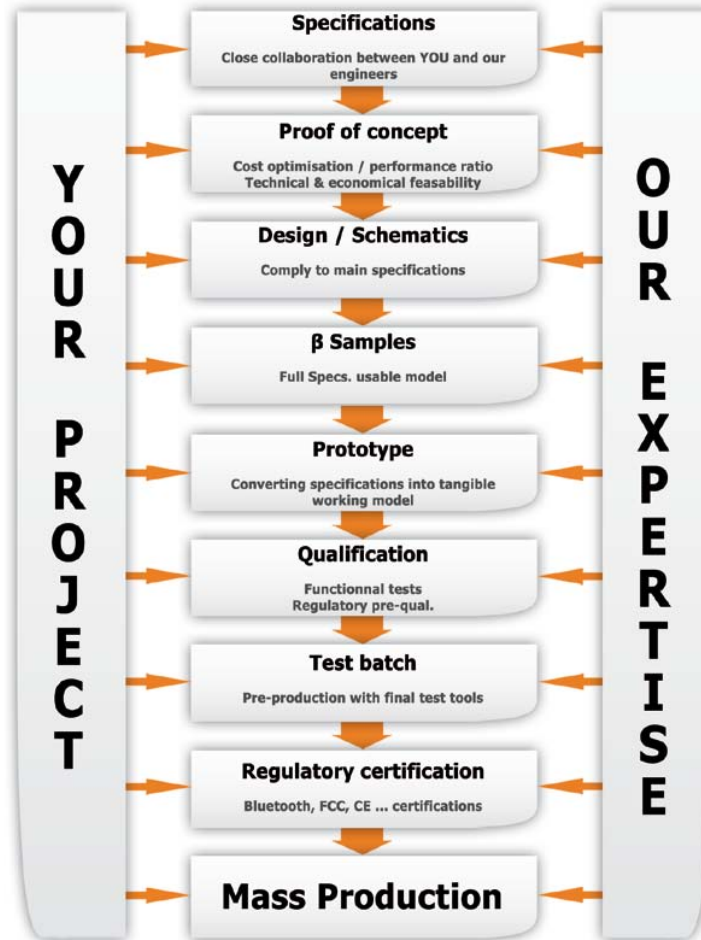
For a quick & safe choice

Accessories selection guide


		ARF33-PRO				ARF43-PRO				ARF53-PRO				ARF73	ARF50 & PRO		ARF45 & PRO		ARF62									
		ARF7474KA	ARF7474LA	ARF7474MA	ARF7474NA	ARF7474OA	ARF7474PA	ARF7474QA	ARF7474RA	ARF7474SA	ARF7474TA	ARF7474UA	ARF7474VA	ARF7474C	ARF7474E	ARF7474G	ARF7474I	ARF7499B	ARF7499C	ARF7663A	ARF7663B	ARF7532I	ARF7532K	ARF7501B	ARF7502B	ARF7503C	ARF7509A	
ANTENNAS	ACC1400AA	x	x	x	x	x	x	x	x	x	x	x																
	ACC1400BM												x	x	x	x												
	ACC1400AO																x	x										
	ACC1400AP																x	x										
	ACC1400AQ																x	x										
	ACC1400BP																x	x										
	ACC1400AU	x	x	x	x	x	x	x	x	x	x	x	x															
	ACC1400AS																x	x										
ACC1400AE																x	x											
ANTENNA ADAPTERS & SUPPORTS	ACC1400AM		x		x	x	x	x	x	x	x	x	x	x	x	x	x											
	ACC1400AN		x		x	x	x	x	x	x	x	x	x	x	x	x	x											
	ACC1400AT	x	x	x	x	x	x	x	x	x	x	x	x	x	x						x	x						
ANTENNA CABLES	ACC1400AH		x		x	x	x	x	x	x	x	x	x	x	x	x	x											
	ACC1400AI		x		x	x	x	x	x	x	x	x	x	x	x	x	x											
	ACC1400AJ		x		x	x	x	x	x	x	x	x	x	x	x	x	x											
DATA & POWER CABLES	ACC1400AG																							x	x		x	
	ACC1400BR																							x	x		x	
	ACC1400AC	x	x			x	x			x	x		x	x						x	x							
	ACC1400AR	x	x			x	x			x	x		x	x														
	ACC1400BS																							x	x		x	
	ACC1400BT																											x
	ACC1400BK	x	x			x	x			x	x		x	x			x	x	x	x								
	ACC1400BL	x	x			x	x			x	x		x	x			x	x	x	x								
ACC1400BV																			x	x								
POWER BLOCK	ACC1400AB	x	x			x	x			x	x		x	x									x	x		x		

From idea ... to product ... to market

Short time to market through wireless engineering expertise combined with low-cost production



Typical applications



Public & consumer market

- Home automation
- Access control
- Alarm - Security
- Technical building management
- Clock system management
- Medical
- Electronic surveillance
- ...



Industry

- Remote control for automation
- Measurement & telemetry
- Remote management
- Traceability
- On-board systems
- Door remote control
- Logistics & storage
- ...



Energy - Environment

- Metering
- Gas and oil industries
- Water treatment
- Photovoltaic
- Windmill
- ...



Long range

- Site-to-site communication
- Electronic display
- Signaling
- Agriculture
- Transport
- ...

About ADEUNIS RF



Founded in 1993, Adeunis RF is a privately owned independent company, designing and manufacturing solely Wireless Products. Based in the High Tech Valley near Grenoble and partnered with several research institutes and organizations, we benefit from unique technical expertise.

With an installed base of more than 4 million units and an annual production exceeding 500 000 pieces, we have acquired experience in a myriad of markets and applications requiring wireless connectivity. Our success is not only based on profitability and market share, but on building enduring, long term partnerships with our Customers based on our core values of innovation, quality, compliance and environmental responsibility.

Services & skills

Skills area

- Solutions using Bluetooth, Wifi & Zigbee standards
- Worldwide ISM bands
- Rf solutions from kHz to GHz
- Low consumption products
- Mesh - Addressed - Repeater & Transparent transmission modes

Standard expertise

- Owner of several patents
- Strong worldwide Standards knowledge
- Partnership with European laboratories
- Capability to propose pre/full certifications and European Notifications
- Strict compliance with Standards: EN300-220, EN301-489, EN300-113, EN60950 ...

Your local distributor



283 rue Louis Néel - Parc Technologique Pré Roux
38920 CROLLES - France
Tél. : +33 (0)4 76 92 07 77
Fax : +33 (0)4 76 04 80 87
arf@adeunis-rf.com
www.adeunis-rf.com - www.vokkero.com