

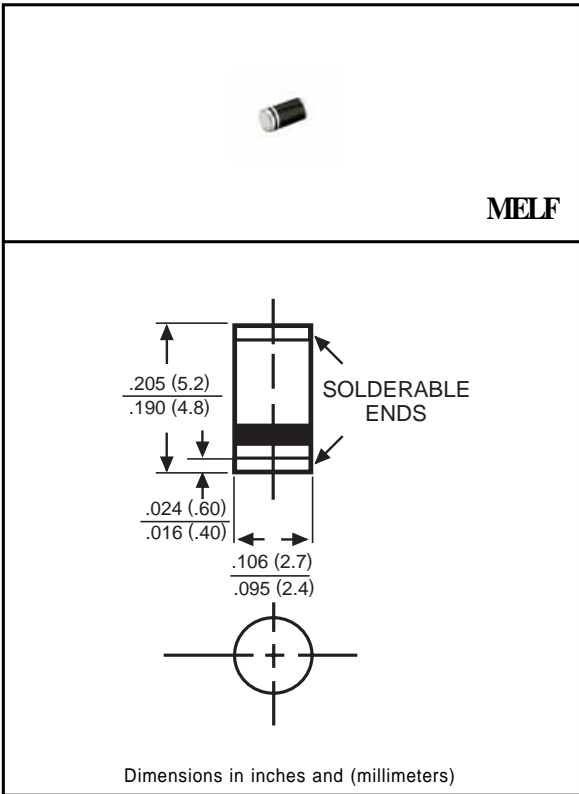
**SURFACE MOUNT**  
**GLASS PASSIVATED SILICON RECTIFIER**  
**VOLTAGE RANGE 50 to 1000 Volts CURRENT 1.0 Ampere**

**FEATURES**

- \* Glass passivated device
- \* Ideal for surface mounted applications
- \* Low leakage current
- \* Metallurgically bonded construction
- \* Mounting position: Any
- \* Weight: 0.015 gram

**MECHANICAL DATA**

- \* Epoxy : Device has UL flammability classification 94V-0



**MAXIMUM RATINGS AND ELECTRICAL CHARACTERISTICS**

Ratings at 25 °C ambient temperature unless otherwise specified.  
 Single phase, half wave, 60 Hz, resistive or inductive load.  
 For capacitive load, derate current by 20%.

**MAXIMUM RATINGS** (At TA = 25°C unless otherwise noted)

RATINGS	SYMBOL	SM4001	SM4002	SM4003	SM4004	SM4005	SM4006	SM4007	UNITS
Maximum Recurrent Peak Reverse Voltage	VRRM	50	100	200	400	600	800	1000	Volts
Maximum RMS Voltage	VRMS	35	70	140	280	420	560	700	Volts
Maximum DC Blocking Voltage	VDC	50	100	200	400	600	800	1000	Volts
Maximum Average Forward Rectified Current TA = 75°C	Io	1.0							Amps
Peak Forward Surge Current IFM(surge): 8.3 ms single half sine-wave superimposed on rated load (JEDEC method)	IFSM	30							Amps
Maximum Thermal Resistance	(Note 2) RθJA	50							°C/W
	(Note 3) RθJC	20							°C/W
Typical Junction Capacitance (Note 1)	CJ	15							pF
Operating and Storage Temperature Range	TJ, TSTG	-55 to + 150							°C

**ELECTRICAL CHARACTERISTICS** (At TA = 25°C unless otherwise noted)

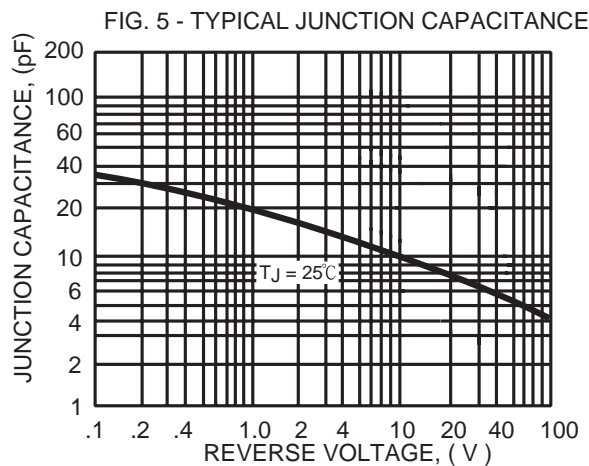
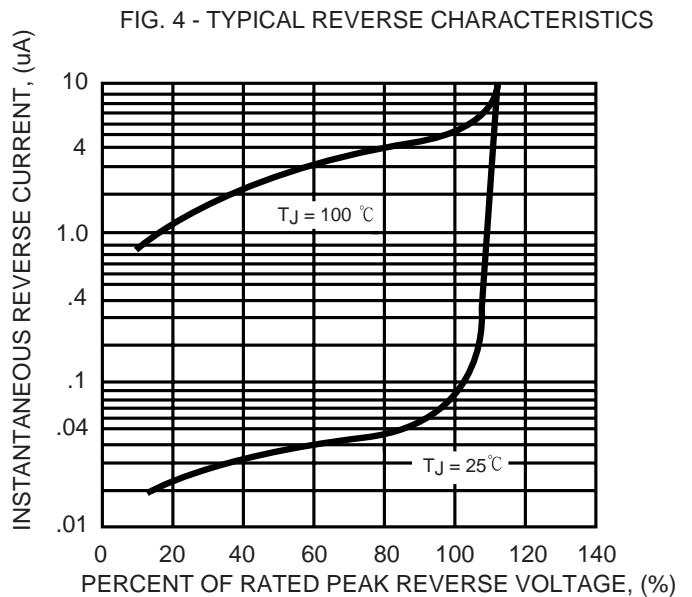
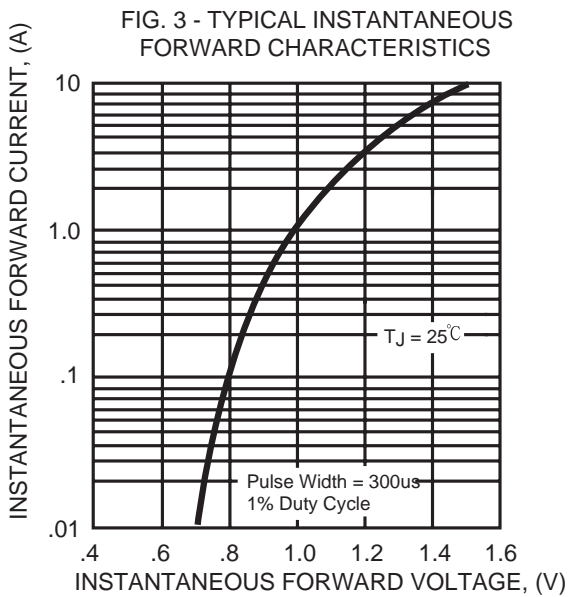
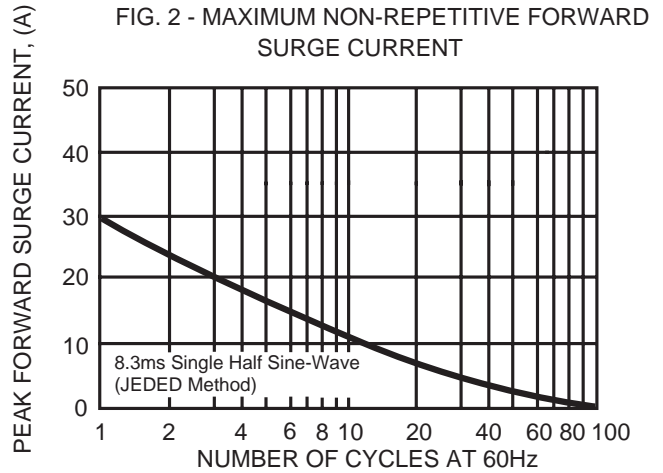
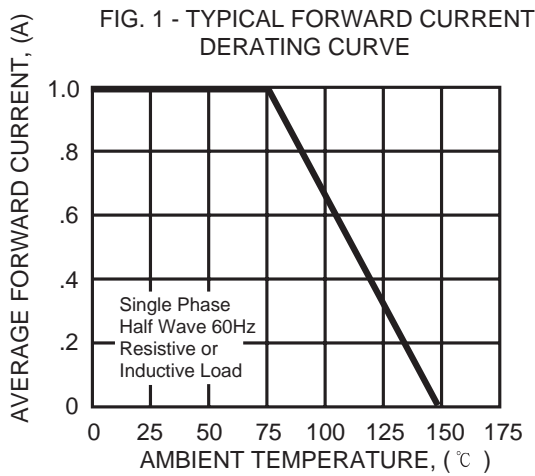
CHARACTERISTICS	SYMBOL	SM4001	SM4002	SM4003	SM4004	SM4005	SM4006	SM4007	UNITS	
Maximum Forward Voltage at 1.0A DC	VF	1.1							Volts	
Maximum Full Load Reverse Current, Full cycle Average at TA=75 °C	IR	30							uAmps	
Maximum DC Average Reverse Current at Rated DC Blocking Voltage		@TA = 25°C	5.0							uAmps
		@TA = 125°C	100							uAmps

- NOTES : 1. Measured at 1.0 MHz and applied average voltage of 4.0VDC  
 2. Thermal resistance junction to ambient, 6.0mm<sup>2</sup> copper pads to each terminal.  
 3. Thermal resistance junction to case.  
 4. "Fully ROHS compliant", "100% Sn plating (Pb-free)".

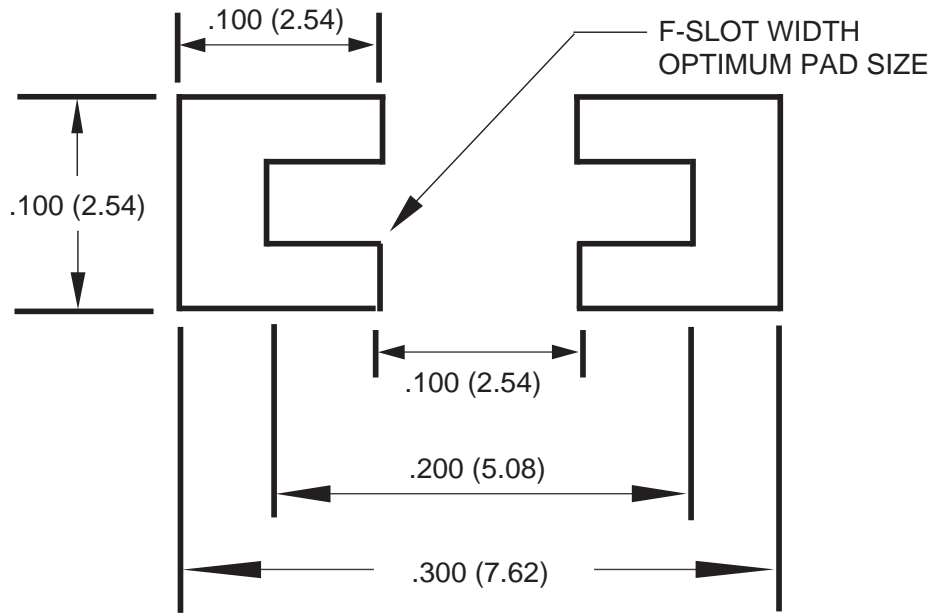
2006-1

REV:A

# RATING AND CHARACTERISTIC CURVES ( SM4001 THRU SM4007 )



## Mounting Pad Layout



Dimensions in inches and (millimeters)