



DTA123JM / DTA123JE / DTA123JUA  
DTA123JKA / DTA123JSA

Transistors

● Absolute maximum ratings (Ta=25°C)

Parameter	Symbol	Limits(DTA123J□)					Unit
		M	E	UA	KA	SA	
Supply voltage	V <sub>CC</sub>	-50					V
Input voltage	V <sub>IN</sub>	-12~+5					V
Output current	I <sub>O</sub>	-100					mA
	I <sub>C(Max.)</sub>	-100					
Power dissipation	P <sub>d</sub>	150	200		300		mW
Junction temperature	T <sub>J</sub>	150					°C
Storage temperature	T <sub>stg</sub>	-55~+150					°C

● Electrical characteristics (Ta=25°C)

Parameter	Symbol	Min.	Typ.	Max.	Unit	Conditions
Input voltage	V <sub>I(off)</sub>	-	-	-0.5	V	V <sub>CC</sub> =-5V, I <sub>O</sub> =-100μA
	V <sub>I(on)</sub>	-1.1	-	-		V <sub>O</sub> =-0.3V, I <sub>O</sub> =-5mA
Output voltage	V <sub>O(on)</sub>	-	-0.1	-0.3	V	I <sub>O</sub> /I <sub>I</sub> =-5mA/-0.25mA
Input current	I <sub>I</sub>	-	-	-3.6	mA	V <sub>I</sub> =-5V
Output current	I <sub>O(off)</sub>	-	-	-0.5	μA	V <sub>CC</sub> =-50V, V <sub>I</sub> =0V
DC current gain	G <sub>I</sub>	80	-	-	-	V <sub>O</sub> =-5V, I <sub>O</sub> =-10mA
Input resistance	R <sub>1</sub>	1.54	2.2	2.86	kΩ	-
Resistance ratio	R <sub>2</sub> /R <sub>1</sub>	17	21	26	-	-
Transition frequency	f <sub>T</sub>	-	250	-	MHz	V <sub>CE</sub> =-10V, I <sub>E</sub> =5mA, f=100MHz *

\* Transition frequency of the device

● Packaging specifications

Type	Package	VMT3	EMT3	UMT3	SMT3	SPT
	Packaging type	Taping	Taping	Taping	Taping	Taping
	Code	T2L	TL	T106	T146	TP
	Basic ordering unit (pieces)	8000	3000	3000	3000	5000
DTA123JM		○	-	-	-	-
DTA123JE		-	○	-	-	-
DTA123JUA		-	-	○	-	-
DTA123JKA		-	-	-	○	-
DTA123JSA		-	-	-	-	○



Transistors

● Electrical characteristic curves

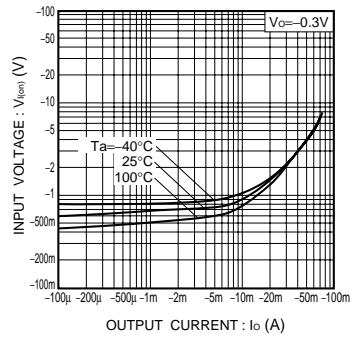


Fig.1 Input voltage vs. output current (ON characteristics)

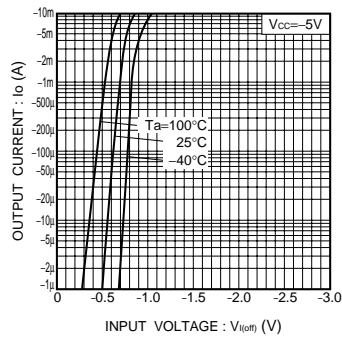


Fig.2 Output current vs. input voltage (OFF characteristics)

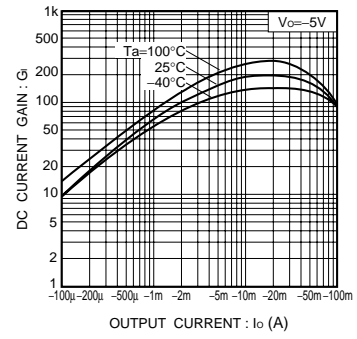


Fig.3 DC current gain vs. output current

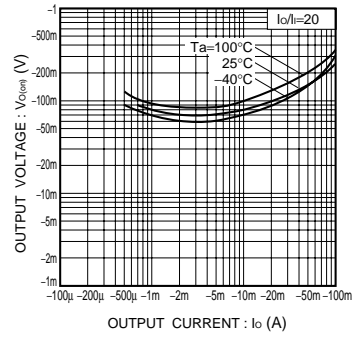


Fig.4 Output voltage vs. output current