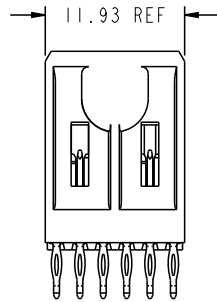
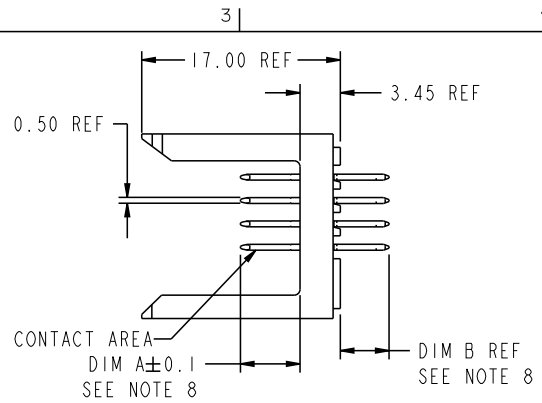
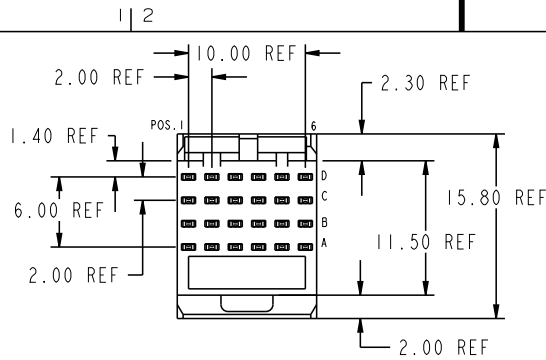


PRODUCT NUMBER
70232-XYX
70232-XYXLF



PLATING IN CONTACT AREA		
DASH NUMBER	PERFORMANCE LEVEL	NOTES
-Ayy	TELCORDIA CO	SEE NOTE 9
-N1yy	TELCORDIA CO (NXT)	-
-N5yy	TELCORDIA UE (NXT)	-
-1yy	TELCORDIA CO	-
-2yy	TELECOM CLASS	-
-3yy	IEC CLASS I	-
-5yy	TELCORDIA UE	-
-AYXLF	TELCORDIA CO	SEE NOTE 10
-N1YXLF	TELCORDIA CO (NXT) IEC CLASS I	SEE NOTE 10
-N5YXLF	TELCORDIA UE (NXT)	SEE NOTE 10
-1YXLF	TELCORDIA CO IEC CLASS I	SEE NOTE 10
-2YXLF	TELECOM CLASS	SEE NOTE 10
-5YXLF	TELCORDIA UE	SEE NOTE 10

mat'l code				tolerances unless otherwise specified				CUSTOMER		FCJ		
ltr	ecm no.	dr	date					COPY		www.fciconnect.com		
AL	V06-0498	DCH	2006-05-31	linear	0.X ±0.3				projection	title METRAL SIGNAL HEADER 1 MOD, 4 ROW PRESS-FIT		
AM	DG09-0256	TER	2009-08-19		0.XX ±0.13							
-	-	-	-	angles	.XXX ±.051				MM	product family METRAL code 213		
AG	V04-0554	TAB	06/07/04	dr	T.BRUNGARD	11/19/99						
AH	V05-0079	HTB	02/03/05	engr	M.STRAWER	11/19/99				scale 2:1	size dwg no 70232	
AJ	V05-0359	DAI	04/21/05	chr	M.STRAWER	11/19/99						
AK	V05-1030	LP	11/18/05	oppd	M.STRAWER	02/29/00				sheet 1 of 8		
sheet index	revision sheet	AM	AM	AM	AM	AM	AM	AM	AM	code 22526		



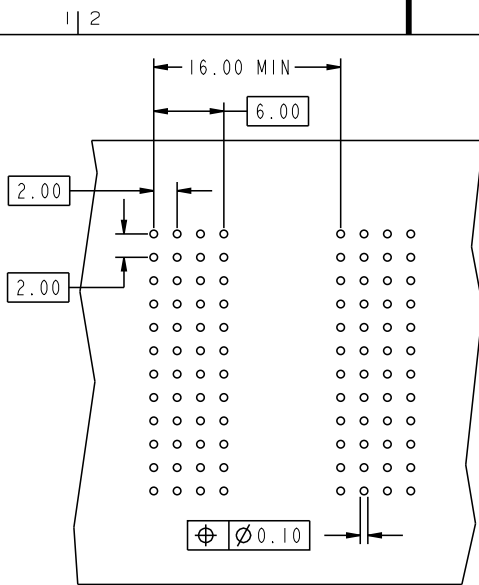
This document is the property of and embodies CONFIDENTIAL and PROPRIETARY information of FCJ. No part of the information shown on this document may be used in any way or disclosed to others without the written consent of FCJ. Copyright FCJ.

REV E - 2006-04-18

PDM: Rev:AM STATUS:Released Printed: Jan 17, 2011



This document is the property of and embodies CONFIDENTIAL and PROPRIETARY information of FCI. No part of the information shown on this document may be used in any way or disclosed to others without the written consent of FCI. Copyright FCI.



REQUIRED PC BOARD LAYOUT
COMPONENT SIDE

SEE PRINT 58351 FOR
ADDITIONAL PCB INFORMATION

KEY		
CODE	DIMENSIONS	
	DIM "A" MATE	DIM "B" TAIL
1	5.00	4.30
2	5.75	4.30
3	6.50	4.30
4	7.25	4.30
5	5.00	13.60
6	5.75	13.60
7	6.50	13.60
8	7.25	13.60
9	5.00	17.00
10	5.75	17.00
11	6.50	17.00
12	7.25	17.00
13	8.25	4.30
14	8.25	13.60
15	8.25	17.00
19	8.00	4.30
20	8.00	13.60
21	8.00	17.00

mat'l code				tolerances unless otherwise specified		CUSTOMER		FCI		www.fciconnect.com	
ltr	ecn no.	dr	date	linear	0.X ±0.3	projection	COPY		title		
AM					0.XX ±0.13				METRAL SIGNAL HEADER		
				angles	.XXX ±.051				I MOD, 4 ROW PRESS-FIT		
				dr	∅ ±2°	MM			product family		code
				engr	T.BRUNGARD 11/19/99	MM			METRAL		213
				chr	M.STRAWER 11/19/99	MM			size		sheet
				appd	M.STRAWER 02/29/00	MM			dwg no		2
sheet index		revision sheet		scale		1:1		A		70232	
										code code	
										22526	

PDM: Rev:AM

STATUS:Released

Printed: Jan 17, 2011



This document is the property of and embodies CONFIDENTIAL and PROPRIETARY information of FCI. No part of the information shown on this document may be used in any way or disclosed to others without the written consent of FCI. Copyright FCI.

METRAL P/N	ROW	CONTACT CODE MOD. I					
		1	2	3	4	5	6
70232-X10 SEE NOTE 11 LEAD FREE OPTION	D	1	1	1	1	1	1
	C	2	2	2	2	2	2
	B	2	2	2	2	2	2
	A	3	3	3	3	3	3
70232-X14 SEE NOTE 11 LEAD FREE OPTION	D	4	4	4	4	4	4
	C	3	3	3	3	3	3
	B	3	3	3	3	3	3
	A	4	4	4	4	4	4
70232-X18 SEE NOTE 11 LEAD FREE OPTION	D	3	3	3	3	3	3
	C	1	1	1	1	1	1
	B	1	1	1	1	1	1
	A	1	1	1	1	1	1
70232-X22 SEE NOTE 11 LEAD FREE OPTION	D	5	5	5	5	5	5
	C	5	5	5	5	5	5
	B	5	5	5	5	5	5
	A	7	7	7	7	7	7
70232-X26 SEE NOTE 11 LEAD FREE OPTION	D	6	6	6	6	6	6
	C	6	6	6	6	6	6
	B	6	6	6	6	6	6
	A	6	6	6	6	6	6
70232-X11 SEE NOTE 11 LEAD FREE OPTION	D	1	1	1	1	1	1
	C	1	1	1	1	1	1
	B	1	1	1	1	1	1
	A	1	1	1	1	1	1
70232-X15 SEE NOTE 11 LEAD FREE OPTION	D	3	3	3	3	3	3
	C	3	3	3	3	3	3
	B	3	3	3	3	3	3
	A	3	3	3	3	3	3
70232-X19 SEE NOTE 11 LEAD FREE OPTION	D	4	4	4	4	4	4
	C	4	4	4	4	4	4
	B	4	4	4	4	4	4
	A	4	4	4	4	4	4
70232-X23 SEE NOTE 11 LEAD FREE OPTION	D	7	7	7	7	7	7
	C	6	6	6	6	6	6
	B	6	6	6	6	6	6
	A	7	7	7	7	7	7
70232-X27 SEE NOTE 11 LEAD FREE OPTION	D	7	7	7	7	7	7
	C	6	6	6	6	6	6
	B	6	6	6	6	6	6
	A	5	5	5	5	5	5
70232-X12 SEE NOTE 11 LEAD FREE OPTION	D	1	1	1	1	1	1
	C	1	1	1	1	1	1
	B	1	1	1	1	1	1
	A	3	3	3	3	3	3
70232-X16 SEE NOTE 11 LEAD FREE OPTION	D	2	2	2	2	2	2
	C	2	2	2	2	2	2
	B	2	2	2	2	2	2
	A	2	2	2	2	2	2
70232-X20 SEE NOTE 11 LEAD FREE OPTION	D	5	5	5	5	5	5
	C	6	6	6	6	6	6
	B	6	6	6	6	6	6
	A	7	7	7	7	7	7
70232-X24 SEE NOTE 11 LEAD FREE OPTION	D	8	8	8	8	8	8
	C	7	7	7	7	7	7
	B	7	7	7	7	7	7
	A	8	8	8	8	8	8
70232-X28 SEE NOTE 11 LEAD FREE OPTION	D	7	7	7	7	7	7
	C	5	5	5	5	5	5
	B	5	5	5	5	5	5
	A	5	5	5	5	5	5
70232-X13 SEE NOTE 11 LEAD FREE OPTION	D	3	3	3	3	3	3
	C	2	2	2	2	2	2
	B	2	2	2	2	2	2
	A	3	3	3	3	3	3
70232-X17 SEE NOTE 11 LEAD FREE OPTION	D	3	3	3	3	3	3
	C	2	2	2	2	2	2
	B	2	2	2	2	2	2
	A	1	1	1	1	1	1
70232-X21 SEE NOTE 11 LEAD FREE OPTION	D	5	5	5	5	5	5
	C	5	5	5	5	5	5
	B	5	5	5	5	5	5
	A	5	5	5	5	5	5
70232-X25 SEE NOTE 11 LEAD FREE OPTION	D	7	7	7	7	7	7
	C	7	7	7	7	7	7
	B	7	7	7	7	7	7
	A	7	7	7	7	7	7
70232-X29 SEE NOTE 11 LEAD FREE OPTION	D	8	8	8	8	8	8
	C	8	8	8	8	8	8
	B	8	8	8	8	8	8
	A	8	8	8	8	8	8

mat'l code		--		tolerances unless otherwise specified		CUSTOMER		FCI	
lfr	ecn no.	dr	date	linear	0.X ±0.13	projection	title	www.fciconnect.com	
AM				angles	.XXX ±.051		METRAL SIGNAL HEADER		
				dr	T.BRUNGARD 11/19/99		1 MOD, 4 ROW PRESS-FIT		
				eng	M.STRAWER 11/19/99	product family	METRAL	code	213
				chr	M.STRAWER 11/19/99	size	dwg no	sheet	3
				appd	M.STRAWER 02/29/00	scale	70232	sheet	3
sheet index	revision								
	sheet								

REV E - 2006-04-18

PDM: Rev:AM

STATUS:Released

Printed: Jan 17, 2011



This document is the property of and embodies CONFIDENTIAL and PROPRIETARY information of FCI. No part of the information shown on this document may be used in any way or disclosed to others without the written consent of FCI. Copyright FCI.

METRAL P/N		CONTACT CODE MOD. I					
ROW	1	2	3	4	5	6	
70232-X30	D	9	9	9	9	9	
SEE NOTE 11 LEAD FREE OPTION	C	10	10	10	10	10	
	B	10	10	10	10	10	
	A	11	11	11	11	11	

mat'l code		--		tolerances unless otherwise specified		CUSTOMER		FCI	
lfr	ecn no.	dr	date	linear	0.X ±0.3	COPY	www.fciconnect.com	title	
AM				angles	.XXX ±.051	projection		METRAL SIGNAL HEADER	
				dr	0° ±2°	MM		I MOD, 4 ROW PRESS-FIT	
				eng	T.BRUNGARD 11/19/99	product family	METRAL	code	213
				chr	M.STRAWER 11/19/99	size	dwg no	sheet	4
				appd	M.STRAWER 02/29/00	scale	70232	sheet	4
sheet index	revision								
	sheet								



This document is the property of and embodies CONFIDENTIAL and PROPRIETARY information of FCI. No part of the information shown on this document may be used in any way or disclosed to others without the written consent of FCI. Copyright FCI.

METRAL P/N	ROW	CONTACT CODE MOD. I					
		1	2	3	4	5	6
70232-X50 SEE NOTE 11 LEAD FREE OPTION	D	6	6	6	6	6	6
	C	6	6	6	6	6	6
	B	8	8	8	8	8	8
	A	6	6	6	6	6	6

METRAL P/N	ROW	CONTACT CODE MOD. I					
		1	2	3	4	5	6
70232-X54 SEE NOTE 11 LEAD FREE OPTION	D	6	6	6	6	6	6
	C	7	7	7	7	7	7
	B	8	8	8	8	8	8
	A	7	7	7	7	7	7

METRAL P/N	ROW	CONTACT CODE MOD. I					
		1	2	3	4	5	6
70232-X58 SEE NOTE 11 LEAD FREE OPTION	D	20	20	20	20	20	20
	C	20	20	20	20	20	20
	B	20	20	20	20	20	20
	A	20	20	20	20	20	20

METRAL P/N	ROW	CONTACT CODE MOD. I					
		1	2	3	4	5	6
70232-X62 SEE NOTE 11 LEAD FREE OPTION	D	9	9	9	9	9	9
	C	9	9	9	9	9	9
	B	9	9	9	9	9	9
	A	10	10	10	10	10	10

METRAL P/N	ROW	CONTACT CODE MOD. I					
		1	2	3	4	5	6
70232-X66 SEE NOTE 11 LEAD FREE OPTION	D	21	21	21	21	21	21
	C	11	11	11	11	11	11
	B	11	11	11	11	11	11
	A	11	11	11	11	11	11

METRAL P/N	ROW	CONTACT CODE MOD. I					
		1	2	3	4	5	6
70232-X51 SEE NOTE 11 LEAD FREE OPTION	D	6	6	6	6	6	6
	C	6	6	6	6	6	6
	B	6	6	6	6	6	6
	A	8	8	8	8	8	8

METRAL P/N	ROW	CONTACT CODE MOD. I					
		1	2	3	4	5	6
70232-X55 SEE NOTE 11 LEAD FREE OPTION	D	5	5	5	5	5	5
	C	6	6	6	6	6	6
	B	7	7	7	7	7	7
	A	8	8	8	8	8	8

METRAL P/N	ROW	CONTACT CODE MOD. I					
		1	2	3	4	5	6
70232-X59 SEE NOTE 11 LEAD FREE OPTION	D	8	8	8	8	8	8
	C	7	7	7	7	7	7
	B	7	7	7	7	7	7
	A	7	7	7	7	7	7

METRAL P/N	ROW	CONTACT CODE MOD. I					
		1	2	3	4	5	6
70232-X63 SEE NOTE 11 LEAD FREE OPTION	D	15	15	15	15	15	15
	C	11	11	11	11	11	11
	B	11	11	11	11	11	11
	A	11	11	11	11	11	11

METRAL P/N	ROW	CONTACT CODE MOD. I					
		1	2	3	4	5	6
70232-X67 SEE NOTE 11 LEAD FREE OPTION	D	12	12	12	12	12	12
	C	12	12	12	12	12	12
	B	15	15	15	15	15	15
	A	15	15	15	15	15	15

METRAL P/N	ROW	CONTACT CODE MOD. I					
		1	2	3	4	5	6
70232-X52 SEE NOTE 11 LEAD FREE OPTION	D	5	5	5	5	5	5
	C	5	5	5	5	5	5
	B	5	5	5	5	5	5
	A	6	6	6	6	6	6

METRAL P/N	ROW	CONTACT CODE MOD. I					
		1	2	3	4	5	6
70232-X56 SEE NOTE 11 LEAD FREE OPTION	D	20	20	20	20	20	20
	C	7	7	7	7	7	7
	B	7	7	7	7	7	7
	A	7	7	7	7	7	7

METRAL P/N	ROW	CONTACT CODE MOD. I					
		1	2	3	4	5	6
70232-X60 SEE NOTE 11 LEAD FREE OPTION	D	10	10	10	10	10	10
	C	10	10	10	10	10	10
	B	12	12	12	12	12	12
	A	10	10	10	10	10	10

METRAL P/N	ROW	CONTACT CODE MOD. I					
		1	2	3	4	5	6
70232-X64 SEE NOTE 11 LEAD FREE OPTION	D	10	10	10	10	10	10
	C	11	11	11	11	11	11
	B	12	12	12	12	12	12
	A	11	11	11	11	11	11

METRAL P/N	ROW	CONTACT CODE MOD. I					
		1	2	3	4	5	6
70232-X68 SEE NOTE 11 LEAD FREE OPTION	D	21	21	21	21	21	21
	C	21	21	21	21	21	21
	B	21	21	21	21	21	21
	A	21	21	21	21	21	21

METRAL P/N	ROW	CONTACT CODE MOD. I					
		1	2	3	4	5	6
70232-X53 SEE NOTE 11 LEAD FREE OPTION	D	14	14	14	14	14	14
	C	7	7	7	7	7	7
	B	7	7	7	7	7	7
	A	7	7	7	7	7	7

METRAL P/N	ROW	CONTACT CODE MOD. I					
		1	2	3	4	5	6
70232-X57 SEE NOTE 11 LEAD FREE OPTION	D	8	8	8	8	8	8
	C	8	8	8	8	8	8
	B	14	14	14	14	14	14
	A	14	14	14	14	14	14

METRAL P/N	ROW	CONTACT CODE MOD. I					
		1	2	3	4	5	6
70232-X61 SEE NOTE 11 LEAD FREE OPTION	D	10	10	10	10	10	10
	C	10	10	10	10	10	10
	B	10	10	10	10	10	10
	A	12	12	12	12	12	12

METRAL P/N	ROW	CONTACT CODE MOD. I					
		1	2	3	4	5	6
70232-X65 SEE NOTE 11 LEAD FREE OPTION	D	9	9	9	9	9	9
	C	10	10	10	10	10	10
	B	11	11	11	11	11	11
	A	12	12	12	12	12	12

METRAL P/N	ROW	CONTACT CODE MOD. I					
		1	2	3	4	5	6
70232-X69 SEE NOTE 11 LEAD FREE OPTION	D	12	12	12	12	12	12
	C	11	11	11	11	11	11
	B	11	11	11	11	11	11
	A	11	11	11	11	11	11

mat'l code		--		tolerances unless otherwise specified		CUSTOMER		FCI	
lfr	ecn no.	dr	date	linear	0.X ±0.3	projection	title	www.fciconnect.com	
AM				angles	0.XX ±0.13		METRAL SIGNAL HEADER		
				dr	.XXX ±.051		I MOD, 4 ROW PRESS-FIT		
				eng	0° ±2°	MM	product family	METRAL	code
				chr	T. BRUNGARD 11/19/99	scale	size	dwg no	213
				appd	M. STRAWSER 11/19/99	1:1	A	70232	sheet
sheet index	revision				M. STRAWSER 02/29/00				5
	sheet								



This document is the property of and embodies CONFIDENTIAL and PROPRIETARY information of FCI. No part of the information shown on this document may be used in any way or disclosed to others without the written consent of FCI. Copyright FCI.

METRAL P/N		CONTACT CODE MOD. I					
ROW	1	2	3	4	5	6	
70232-X70	D	4	4	4	4	4	
SEE NOTE 11 LEAD FREE OPTION	C	2	2	2	2	2	
	B	2	2	2	2	2	
	A	2	2	2	2	2	
70232-X71	D	3	3	3	3	3	
SEE NOTE 11 LEAD FREE OPTION	C	3	3	3	3	3	
	B	1	1	1	1	1	
	A	3	3	3	3	3	
70232-X72	D	2	2	2	2	2	
SEE NOTE 11 LEAD FREE OPTION	C	4	4	4	4	4	
	B	4	4	4	4	4	
	A	19	19	19	19	19	
70232-X73	D	2	2	2	2	2	
SEE NOTE 11 LEAD FREE OPTION	C	3	3	3	3	3	
	B	2	2	2	2	2	
	A	3	3	3	3	3	
70232-X74	D	2	2	2	2	2	
SEE NOTE 11 LEAD FREE OPTION	C	3	3	3	3	3	
	B	3	3	3	3	3	
	A	3	3	3	3	3	
70232-X75	D	2	2	2	2	2	
SEE NOTE 11 LEAD FREE OPTION	C	2	2	2	2	2	
	B	2	2	2	2	2	
	A	3	3	3	3	3	
70232-X76	D	19	19	19	19	19	
SEE NOTE 11 LEAD FREE OPTION	C	1	1	1	1	1	
	B	1	1	1	1	1	
	A	19	19	19	19	19	
70232-X77	D	2	2	2	2	2	
SEE NOTE 11 LEAD FREE OPTION	C	3	3	3	3	3	
	B	19	19	19	19	19	
	A	3	3	3	3	3	
70232-X78	D	1	1	1	1	1	
SEE NOTE 11 LEAD FREE OPTION	C	1	1	1	1	1	
	B	3	3	3	3	3	
	A	1	1	1	1	1	
70232-X79	D	3	3	3	3	3	
SEE NOTE 11 LEAD FREE OPTION	C	2	2	2	2	2	
	B	2	2	2	2	2	
	A	2	2	2	2	2	
70232-X80	D	8	8	8	8	8	
SEE NOTE 11 LEAD FREE OPTION	C	6	6	6	6	6	
	B	6	6	6	6	6	
	A	6	6	6	6	6	
70232-X81	D	7	7	7	7	7	
SEE NOTE 11 LEAD FREE OPTION	C	7	7	7	7	7	
	B	5	5	5	5	5	
	A	7	7	7	7	7	
70232-X82	D	6	6	6	6	6	
SEE NOTE 11 LEAD FREE OPTION	C	8	8	8	8	8	
	B	8	8	8	8	8	
	A	20	20	20	20	20	
70232-X83	D	6	6	6	6	6	
SEE NOTE 11 LEAD FREE OPTION	C	7	7	7	7	7	
	B	6	6	6	6	6	
	A	7	7	7	7	7	
70232-X84	D	6	6	6	6	6	
SEE NOTE 11 LEAD FREE OPTION	C	7	7	7	7	7	
	B	7	7	7	7	7	
	A	7	7	7	7	7	
70232-X85	D	6	6	6	6	6	
SEE NOTE 11 LEAD FREE OPTION	C	6	6	6	6	6	
	B	6	6	6	6	6	
	A	7	7	7	7	7	
70232-X86	D	20	20	20	20	20	
SEE NOTE 11 LEAD FREE OPTION	C	5	5	5	5	5	
	B	5	5	5	5	5	
	A	20	20	20	20	20	
70232-X87	D	6	6	6	6	6	
SEE NOTE 11 LEAD FREE OPTION	C	7	7	7	7	7	
	B	20	20	20	20	20	
	A	7	7	7	7	7	
70232-X88	D	5	5	5	5	5	
SEE NOTE 11 LEAD FREE OPTION	C	5	5	5	5	5	
	B	7	7	7	7	7	
	A	5	5	5	5	5	
70232-X89	D	7	7	7	7	7	
SEE NOTE 11 LEAD FREE OPTION	C	6	6	6	6	6	
	B	6	6	6	6	6	
	A	6	6	6	6	6	

mat'l code		--		tolerances unless otherwise specified		CUSTOMER		FCI	
lfr	ecn no.	dr	date	linear	0.X ±0.3	projection	title	www.fciconnect.com	
AM					0.XX ±0.13		METRAL SIGNAL HEADER		
				angles	.XXX ±.051		I MOD, 4 ROW PRESS-FIT		
				dr	T.BRUNGARD 11/19/99		product family	METRAL	code
				engr	M.STRAWER 11/19/99		size	dwg no	213
				chr	M.STRAWER 11/19/99		scale		6
				appd	M.STRAWER 02/29/00		1:1		
sheet index	revision	sheet							

REV 1 - 2006-04-18

PDM: Rev:AM STATUS:Released Printed: Jan 17, 2011



This document is the property of and embodies CONFIDENTIAL and PROPRIETARY information of FCI. No part of the information shown on this document may be used in any way or disclosed to others without the written consent of FCI. Copyright FCI.

METRAL P/N	ROW	CONTACT CODE MOD. I					
		1	2	3	4	5	6
70232-X90 SEE NOTE 11 LEAD FREE OPTION	D	12	12	12	12	12	12
	C	10	10	10	10	10	10
	B	10	10	10	10	10	10
	A	10	10	10	10	10	10

METRAL P/N	ROW	CONTACT CODE MOD. I					
		1	2	3	4	5	6
70232-X94 SEE NOTE 11 LEAD FREE OPTION	D	10	10	10	10	10	10
	C	11	11	11	11	11	11
	B	11	11	11	11	11	11
	A	11	11	11	11	11	11

METRAL P/N	ROW	CONTACT CODE MOD. I					
		1	2	3	4	5	6
70232-X98 SEE NOTE 11 LEAD FREE OPTION	D	9	9	9	9	9	9
	C	9	9	9	9	9	9
	B	11	11	11	11	11	11
	A	9	9	9	9	9	9

METRAL P/N	ROW	CONTACT CODE MOD. I					
		1	2	3	4	5	6
70232-X91 SEE NOTE 11 LEAD FREE OPTION	D	11	11	11	11	11	11
	C	11	11	11	11	11	11
	B	9	9	9	9	9	9
	A	11	11	11	11	11	11

METRAL P/N	ROW	CONTACT CODE MOD. I					
		1	2	3	4	5	6
70232-X95 SEE NOTE 11 LEAD FREE OPTION	D	10	10	10	10	10	10
	C	10	10	10	10	10	10
	B	10	10	10	10	10	10
	A	11	11	11	11	11	11

METRAL P/N	ROW	CONTACT CODE MOD. I					
		1	2	3	4	5	6
70232-X99 SEE NOTE 11 LEAD FREE OPTION	D	11	11	11	11	11	11
	C	10	10	10	10	10	10
	B	10	10	10	10	10	10
	A	10	10	10	10	10	10

METRAL P/N	ROW	CONTACT CODE MOD. I					
		1	2	3	4	5	6
70232-X92 SEE NOTE 11 LEAD FREE OPTION	D	10	10	10	10	10	10
	C	12	12	12	12	12	12
	B	12	12	12	12	12	12
	A	21	21	21	21	21	21

METRAL P/N	ROW	CONTACT CODE MOD. I					
		1	2	3	4	5	6
70232-X96 SEE NOTE 11 LEAD FREE OPTION	D	21	21	21	21	21	21
	C	9	9	9	9	9	9
	B	9	9	9	9	9	9
	A	21	21	21	21	21	21

METRAL P/N	ROW	CONTACT CODE MOD. I					
		1	2	3	4	5	6
70232-X93 SEE NOTE 11 LEAD FREE OPTION	D	10	10	10	10	10	10
	C	11	11	11	11	11	11
	B	10	10	10	10	10	10
	A	11	11	11	11	11	11

METRAL P/N	ROW	CONTACT CODE MOD. I					
		1	2	3	4	5	6
70232-X97 SEE NOTE 11 LEAD FREE OPTION	D	10	10	10	10	10	10
	C	11	11	11	11	11	11
	B	21	21	21	21	21	21
	A	11	11	11	11	11	11

mat'l code		tolerances unless otherwise specified		CUSTOMER		FCI	
lfr	ecm no.	dr	date	linear	0.X ± 0.3	COPY	www.fciconnect.com
AM				linear	0.XX ± 0.13	projection	title
				angles	.XXX ± .051		METRAL SIGNAL HEADER
				dr	0° ± 2°		I MOD, 4 ROW PRESS-FIT
				engr	T. BRUNGARD 11/19/99	product family	METRAL
				chr	M. STRAWSER 11/19/99	size	dwg no
				oppd	M. STRAWSER 02/29/00	scale	70232
sheet index	revision sheet					1:1	code
							213
							7
							code code
							22526

1 | 2

3 |

4

PRODUCT NUMBER
70232-XYX
70232-XYXLF

NOTES:

1. FOR DIM A AND B SEE SHEET 2 AND UP.
2. BODY MATERIAL: LIQUID CRYSTAL
POLYMER 30 % GLASS.
FLAME RETARDANT ACC. UL 94-V0.
3. PIN MATERIAL:
PHOSPHOR BRONZE.
4. PLATING ON PRESS-FIT TAIL:
70232 -XYX IS SnPb
70232-XYXLF IS SN (LEAD FREE)
PLATING ON CONTACT AREA CONFORMS TO PERFORMANCE
LEVEL SHOWN IN TABLE.
5. PRODUCT MARKING:
PART NUMBER DESIGNATION & BATCH I.D.
6. ALL PRODUCTS WITH PART NUMBERS SHOWN IN
SUBSEQUENT TABLES WILL BE PACKAGED IN TUBES.
IF TRAY PACKAGING IS REQUIRED, A SUFFIX "P"
WILL BE ADDED TO THE END OF THE PART NUMBER.
EXAMPLE: XXXXX-XXXP OR XXXXX-XXXPLF
7. PRODUCT SPECIFICATION GS-12-180
APPLICATION SPECIFICATION BUS-20-073
- 8 AFTER INSERTION INTO CIRCUIT BOARD WITH
QUALIFIED TOOL.
- 9 -A PLATING HAS Au FLASH IN PRESS FIT
AREA (LEAD FREE).
- 10 THE PRODUCTS WHERE THE PART NUMBER ENDS IN LF MEET THE
EUROPEAN UNION DIRECTIVES AND OTHER COUNTRY REGULATIONS
AS DESCRIBED IN GS-22-008.
- 11 FOR LEAD FREE PART NUMBERS, ADD AN "LF" SUFFIX.
EXAMPLE: 70232-X01LF
12. ALL PRODUCTS EXCEPT THOSE WITH PART NUMBERS CONTAINING
(DRAWING NO.)-N1--- OR (DRAWING NO.)-N5--- WILL WITHSTAND EXPOSURE
TO 260°C FOR 60 SECONDS IN A CONVECTION, INFRA-RED OR
VAPOR PHASE REFLOW OVEN. PART NUMBERS (DRAWING NO.)-N1---
AND (DRAWINGS NO.)-N5--- WILL NOT WITHSTAND REFLOW AND Au CONTACT
SURFACE OF THE CONTACTS SHALL BE EXPOSED TO A MAXIMUM 140°C FOR
NO LONGER THAN 15 SECONDS IN A WAVE SOLDER APPLICATION.

mat'l code				tolerances unless otherwise specified		CUSTOMER		FCJ		www.fciconnect.com	
ltr	ecn no.	dr	date	linear	0, X ±0,3	COPY		projection		title	
AM					0, XX ±0,13	COPY				METRAL SIGNAL HEADER	
				angles	.XXX ±.051					1 MOD, 4 ROW PRESS-FIT	
				dr	0° ±2°			product family		METRAL	
				eng	T.BRUNGARD 11/19/99			size		213	
				chr	M.STRAWER 11/19/99	scale		dwg no		8	
				oppd	M.STRAWER 02/29/00	1:1		70232			
sheet index	revision sheet										

This document is the property of and embodies
 CONFIDENTIAL and PROPRIETARY information of FCJ.
 No part of the information shown on this
 document may be used in any way or disclosed
 to others without the written consent of FCJ.
 Copyright FCJ.

REV E - 2006-04-18

1 | 2

Pro/E

3 |

cage code 22526

4

PDM: Rev:AM STATUS:Released Printed: Jan 17, 2011