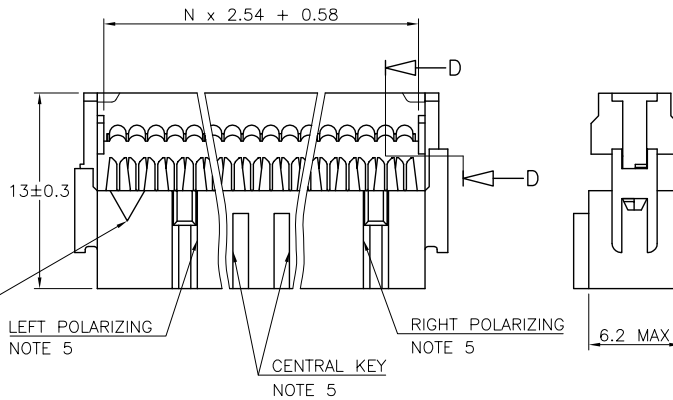


PRODUCT NUMBER  
71600-YXXLF

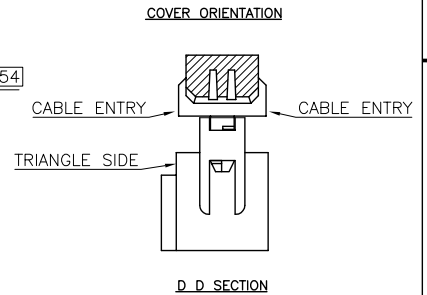
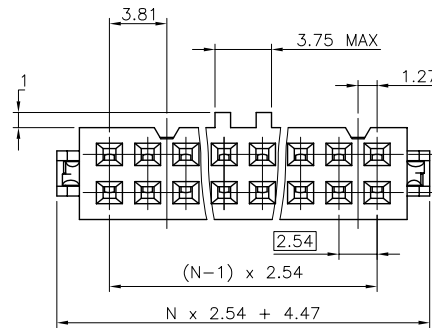
- LEAD FREE, SEE NOTE 6
- TOTAL NB OF POSITION 04 TO 64  
SEE SHEET 2
- OPTIONAL STRAIN RELIEF  
SEE SHEET 2

TRIANGLE INDICATES  
POSITION 1  
NOTE 5



NOTES:

- 1 - PLASTIC MAT'L : GLASS FILLED HIGH TEMPERATURE THERMOPLASTIC. UL94V-0 COLOR: GREY
- 2 - PIN MATERIAL : PHOSPHOR BRONZE
- 3 - PRODUCT PACKAGED IN TUBES.
- 4 - TO DETERMINE DIMENSIONS :  
N = NUMBER OF POSITIONS  
EXAMPLE : 8 POS N x 2.54 = 20.32mm
- 5 - 2x5, 2x6, 2x7 HAVE NO LEFT POLARIZING SLOT.  
- 2x2, 2x3 WITH CENTRAL KEY HAVE NO TRIANGLE, NO LEFT AND RIGHT POLARIZING SLOT.  
- 2x2 WITHOUT CENTRAL KEY HAS NO LEFT AND RIGHT POLARIZING SLOT.  
- 2x3, 2x4 WITHOUT CENTRAL KEY HAVE NO LEFT POLARIZING SLOT  
- 2x4 WITH CENTRAL KEY HAVE NO LEFT AND RIGHT POLARIZING SLOT
- 6 - THIS PRODUCT MEETS EUROPEAN UNION DIRECTIVES AND OTHER COUNTRY REGULATIONS AS PER GS-22-008.  
PACKAGING SPECIFICATION AS PER GS-14-920.



mat'l. code SEE NOTES		surface ISO 1302	tolerance ISO 406 ISO 1101	projection	product family 2.54MM IDC
Ltr	ecm no	dr	date	tolerances unless otherwise specified	title
AG	F04-0330	LMU	04.09.01	angles	QUICKIE III FEM
AH	F05-0109	JCO	05.01.17	linear	0.76µm Au
AJ	F05-0171	LMU	05.04.07	X.XX ±0.3	
AK	F05-0180	LMU	05.04.22	X.XXX ±0.13	
AL	F06-0270	LMU	06.09.12	X.XXX ±0.05	scale 5:1
AM	F06-0274	LMU	06.09.25	D.LE	01.01.24
AN	F09-0233	LMU	09.12.15	P.NZ	01.01.24
				J.F.N	01.01.24
				P.NZ	01.01.24
sheet	revision	AN	AE		
index	sheet	1	2		

PDM: Rev:AN

STATUS:Released

Printed: Feb 20, 2010

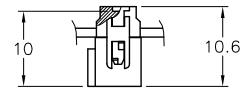
CORE RANGE	
STRAIN RELIEF	Nbr OF POSITIONS
0/1	04
0/1	06
0/1	08
0/1	10
0/1	14
0/1	16
0/1	18
0/1	20
0/1	24
0/1	26
0/1	30
0/1	34
0/1	40
0/1	50
0/1	60
0/1	64

CATALOGUE RANGE	
STRAIN RELIEF	Nbr OF POSITIONS
2/6	04
2/6	06
2/6	08
2/6	10
2/6	14
2/6	16
2/6	18
2/6	20
2/6	24
2/6	26
2/6	30
2/6	34
2/6	40
2/6	50
2/6	60
2/6	64

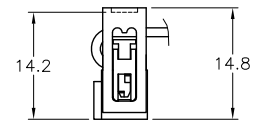
PLATING  
0.76µm GOLD ON CONTACT AREA  
1.27 µm Ni REMAINDER OF PRODUCT

PLATING  
0.76µm GOLD ON CONTACT AREA  
1.27 µm Ni REMAINDER OF PRODUCT

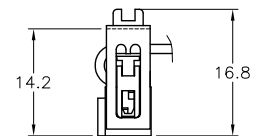
624  
304  
204 / 224  
004  
DASHES NOT AVAILABLE



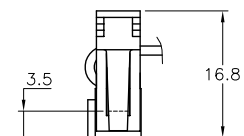
WITHOUT STRAIN RELIEF



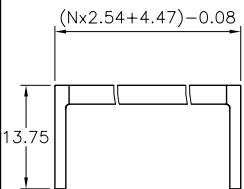
WITH LOW PROFILE STRAIN RELIEF



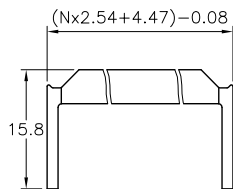
WITH STANDARD STRAIN RELIEF



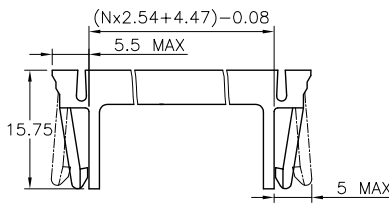
WITH LATCHING STRAIN RELIEF



LOW PROFILE STRAIN RELIEF



STANDARD STRAIN RELIEF



LATCHING STRAIN RELIEF FOR SLIM HEADER

PRODUCT NUMBER	CENTRAL KEY					
	WITH	WITHOUT	STANDARD	WITHOUT	LOW PROFILE	LATCHING
71600-6YYLF	●					●
71600-3YYLF		●	●			
71600-2YYLF	●				●	
71600-1YYLF	●			●		
71600-0YYLF	●		●			

mat'l. code		surface	tolerance	projection	product family
X F70666 AAN 97.11.05		ISO 1302	ISO 406 ISO 1101	mm	QUICKIE
Y F10121 DLE 01.01.24		angles	linear	mm	title
AA F10199 GCO 01.04.26				scale N/A	IDC RECEPT DR
AB F03019 DLE 03.01.23		dr	D.LE	01.01.24	dwg no
AC F05-018d LMU 05.04.22		engr	P.NZ	01.01.24	sheet 2 of - size
AD F06-027d LMU 06.09.12		chr	J.F.N	01.01.24	71600 A3
AE F06-027d LMU 06.09.25		app	P.NZ	01.01.24	type
sheet index		revision sheet	CUSTOMER Drawing		