

4

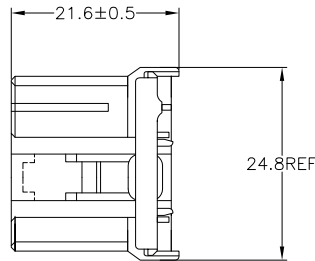
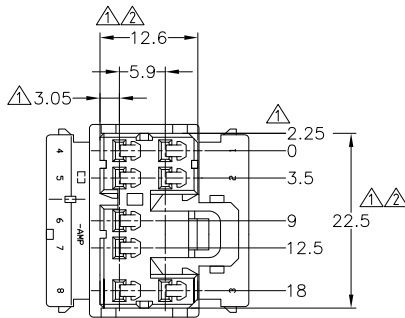
3

2

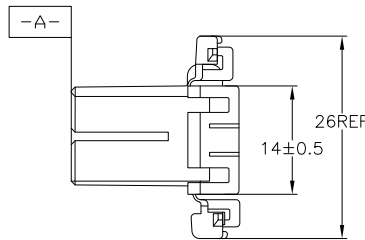
1

THIS DRAWING IS UNPUBLISHED. RELEASED FOR PUBLICATION
 © COPYRIGHT - By - ALL RIGHTS RESERVED.

LOC	DIST	REVISIONS					
J	-	P	LTR	DESCRIPTION	DATE	DWN	APVD
		E3		REVISED PER ECO-11-005140	28MAR11	RK	HMR



△ MUST BE KEPT BETWEEN [-A-] AND 2
 △ TO BE MATED WITH THE CAP HOUSING SMOOTHLY
 3. APPLIED RECEPTACLE CONTACT PARTS NUMBER, 173630, 173631
 4. PRODUCT SPEC. ; 108-5216, 108-5264



△ [-A-] 面より 2mm の範囲で測定
 △ 相手ハウジングと所定の機能を満足して嵌合できること
 3. 内装するリセプタクルコンタクト型番 173630, 173631
 4. 製品規格 ; 108-5216, 108-5264

OBSELETE

V2	WHITE 白	8POS. PLUG HOUSING 8極 プラグハウジング	1-173850-1
-	BLUE 青		173850-5
HB	GREEN 緑		173850-4
HB	BLACK 黒		173850-2
HB	WHITE 白	8POS. PLUG HOUSING 8極 プラグハウジング	173850-1
難燃性 (FLAMEABILITY)	色 (COLOR)	名称 (NAME)	型番 (PARTS NUMBER)

THIS DRAWING IS A CONTROLLED DOCUMENT.

DIMENSIONS:	TOLERANCES UNLESS OTHERWISE SPECIFIED:
単位: 種	一般公差
mm	
0 PLC	±
1 PLC	±
2 PLC	±
3 PLC	±
4 PLC	±
4. PCC	±
ANGLES	±
MATERIAL	FINISH
PBT	仕上

TOLERANCES UNLESS OTHERWISE SPECIFIED:	
10 _μ	± 0.2
30 _μ > 10	± 0.25
100 _μ > 30	± 0.3
ANGLE	± 3°

DWN	M. SUGAWARA	19JUL06	
CHK	T. SHINOHARA	19JUL06	
APVD	K. BUTSUI	19JUL06	
NAME	070 SERIES MULTI-LOCK 8POSITION PLUG HOUSING		
PRODUCT SPEC	製品規格		STE NOTE 4
APPLICATION SPEC	取付適用規格		
WEIGHT	-	SIZE	A3
CUSTOMER DRAWING	CAGE CODE	DRAWING NO	00779 C=173850
SCALE	2:1	SHEET	1 OF 1
REV	E3		