

## APPLICATIONS

- ✓ Ethernet - 10/100/1000 Base T
- ✓ Cellular Phones
- ✓ Handheld - Wireless Systems
- ✓ Personal Digital Assistant (PDA)
- ✓ USB Interface

## IEC COMPATIBILITY (EN61000-4)


- ✓ 61000-4-2 (ESD): Air - 15kV, Contact - 8kV (Level 4)
  - ✓ Exceeds Level 4: Device Handles 10kV Contact & 25kV Air Discharge
- ✓ 61000-4-4 (EFT): 40A - 5/50ns
- ✓ 61000-4-5 (Surge): 24A, 8/20 $\mu$ s - Level 2(Line-Gnd) & Level 3(Line-Line)

## FEATURES

- ✓ 350 Watts Peak Pulse Power per Line (tp=8/20 $\mu$ s)
- ✓ Unidirectional & Bidirectional Configurations
- ✓ Replacement for MLV (0805)
- ✓ Protects One Power or I/O Port
- ✓ ESD Protection > 40 kilovolts
- ✓ Low Clamping Voltage
- ✓ Available in Multiple Voltage Types Ranging From 3V to 24V
- ✓ Ultra Low Capacitance: 3pF Typical
- ✓ RoHS Compliant

## MECHANICAL CHARACTERISTICS

- ✓ Molded JEDEC SOD-323 Package
- ✓ Weight 5 milligrams (Approximate)
- ✓ Available in Lead-Free Pure-Tin Plating(Annealed)
- ✓ Solder Reflow Temperature:
  - Pure-Tin - Sn, 100: 260-270°C
- ✓ Flammability Rating UL 94V-0
- ✓ 8mm Tape and Reel Per EIA Standard 481
- ✓ Device Marking: Marking Code & Polarity Band (*Unidirectional Only*)



## PIN CONFIGURATIONS



# GBLC03 thru GBLC24C

## DEVICE CHARACTERISTICS

### MAXIMUM RATINGS @ 25°C Unless Otherwise Specified

PARAMETER	SYMBOL	VALUE	UNITS
Peak Pulse Power ( $t_p = 8/20\mu s$ ) - See Figure 1	$P_{PP}$	350	Watts
Operating Temperature	$T_A$	-55 to 150	°C
Storage Temperature	$T_{STG}$	-55 to 150	°C

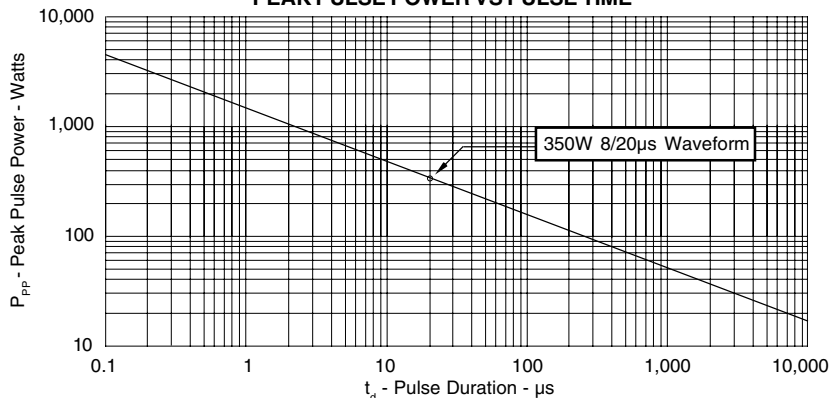
### ELECTRICAL CHARACTERISTICS PER LINE @ 25°C Unless Otherwise Specified

PART NUMBER (See Notes 1-2)	DEVICE MARKING	RATED STAND-OFF VOLTAGE  $V_{WM}$ VOLTS	MINIMUM BREAKDOWN VOLTAGE  @ 1mA $V_{(BR)}$ VOLTS	MAXIMUM CLAMPING VOLTAGE (See Fig. 2)  @ $I_p = 1A$ $V_C$ VOLTS	MAXIMUM CLAMPING VOLTAGE (See Fig. 2)  @ 8/20 $\mu s$ $V_C @ I_{PP}$	MAXIMUM LEAKAGE CURRENT  @ $V_{WM}$ $I_b$ $\mu A$	TYPICAL CAPACITANCE  0V @ 1 MHz C pF
GBLC03	3	3.3	4.0	7.0	19.0V @ 20.0A	5	3
GBLC03C	3C	3.3	4.0	7.0	19.0V @ 20.0A	5	3
GBLC05	5	5.0	6.0	9.8	18.3V @ 17.0A	5	3
GBLC05C	5C	5.0	6.0	9.8	18.3V @ 17.0A	5	3
GBLC08	8	8.0	8.5	13.4	18.5V @ 17.0A	2	3
GBLC08C	8C	8.0	8.5	13.4	18.5V @ 17.0A	2	3
GBLC12	2	12.0	13.3	19.0	28.6V @ 11.0A	1	3
GBLC12C	2C	12.0	13.3	19.0	28.6V @ 11.0A	1	3
GBLC15	6	15.0	16.7	24.0	31.8V @ 10.0A	1	3
GBLC15C	6C	15.0	16.7	24.0	31.8V @ 10.0A	1	3
GBLC18	1	18.0	20.0	29.0	45.0V @ 8.0A	1	3
GBLC18C	1C	18.0	20.0	29.0	45.0V @ 8.0A	1	3
GBLC24	4	24.0	26.7	43.0	56.0V @ 6.0A	1	3
GBLC24C	4C	24.0	26.7	43.0	56.0V @ 6.0A	1	3

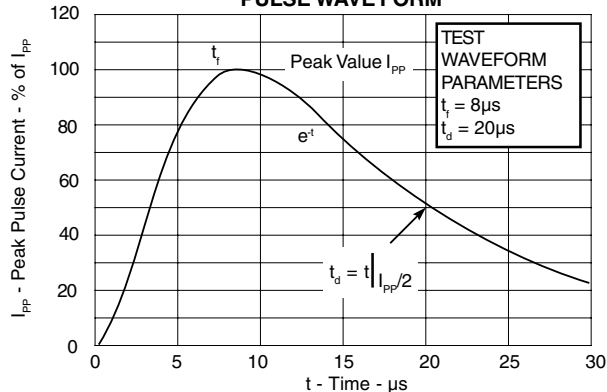
**Note 1:** Part numbers with an additional "C" suffix are bidirectional devices, i.e., GBLC05C.

**Note 2:** *Unidirectional Only:* Positive potential is applied from pin 1 to 2.

**FIGURE 1**  
PEAK PULSE POWER VS PULSE TIME



**FIGURE 2**  
PULSE WAVE FORM



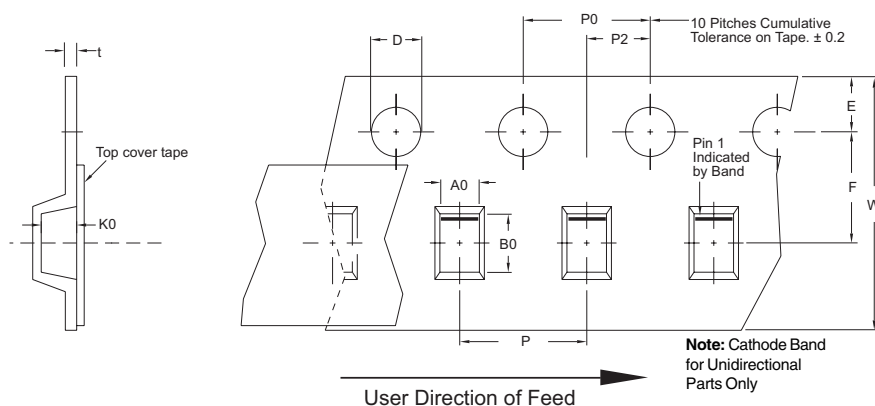
# GBLC03 thru GBLC24C

## SOD-323 PACKAGE OUTLINE & DIMENSIONS

PACKAGE OUTLINE		SOD-323 PACKAGE			
PACKAGE DIMENSIONS					
DIM	MILLIMETERS		INCHES		
	MIN	MAX	MIN	MAX	
A	1.60	1.90	0.063	0.075	
B	1.15	1.45	0.045	0.057	
C	2.39	2.70	0.094	0.106	
D	0.80	1.10	0.031	0.043	
E	0.25	0.40	0.010	0.016	
F	0.10	0.20	0.004	0.008	
H	-	0.10	-	0.004	
L	0.20	-	0.008	-	
MOUNTING PAD		NOTES			
		<p>1. Controlling Dimensions in Millimeters. 2. Dimensions are exclusive of mold flash and metal burrs.</p> <p><b>TAPE &amp; REEL ORDERING NOMENCLATURE</b></p> <p>1. Surface mount product is taped and reeled in accordance with EIA-481. 2. Suffix -T7 = 7 Inch Reel - 3,000 pieces per 8mm tape, i.e., <i>GBLC05C-T7</i>. 3. Suffix -LF = Lead-Free, Pure-Tin Plating, i.e., <i>GBLC05C-LF-T7</i>.</p>			
		<p><b>Outline &amp; Dimensions: Rev 3 - 4/07, 06010</b></p>			

Tape & Reel Specifications (Dimensions in millimeters)

Reel Dia.	Tape Width	A0	B0	K0	D	E	F	W	P0	P2	P	tmax
178mm (7")	8mm	1.55 ± 0.10	2.90 ± 0.10	1.35 ± 0.10	1.50 ± 0.10	1.75 ± 0.10	3.50 ± 0.05	8.00 ± 0.30	4.00 ± 0.10	2.00 ± 0.05	4.00 ± 0.10	0.25



COPYRIGHT © ProTek Devices 2007

SPECIFICATIONS: ProTek reserves the right to change the electrical and or mechanical characteristics described herein without notice (except JEDEC).

DESIGN CHANGES: ProTek reserves the right to discontinue product lines without notice, and that the final judgement concerning selection and specifications is the buyer's and that in furnishing engineering and technical assistance, ProTek assumes no responsibility with respect to the selection or specifications of such products.

**ProTek Devices**  
2929 South Fair Lane, Tempe, AZ 85282  
Tel: 602-431-8101 Fax: 602-431-2288  
E-Mail: [sales@protekdevices.com](mailto:sales@protekdevices.com)  
Web Site: [www.protekdevices.com](http://www.protekdevices.com)