

Features


- Protection from electrostatic surge.
- Surface mounted Gas Arrester.
- IEC-61000-4-5.
- Micro-Gap design.
- Electrostatic capacitance less than 0.3pF.

Applications

- Antenne protection, Telecom protection, xBase T protection, Hub protection, Security systems, Data acquisition and Audio systems.



Safety Agency : Standard		Report NO.
UL	UL497B	E139599



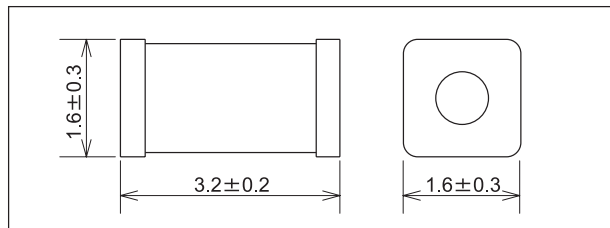
Impulse Absorption Characteristics

Impulse wave form 10/700μs-4kV,
IEC61000-4-5

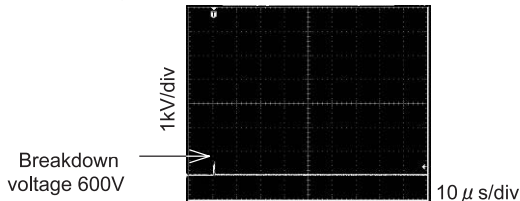


Dimensions

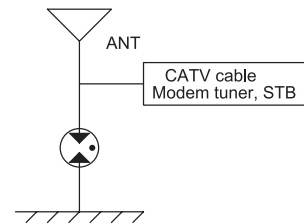
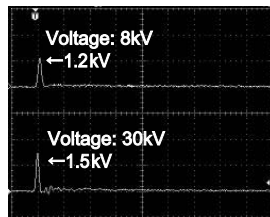
Unit: mm



RHCA-201Q43U



IEC61000-4-2 150pF-330Ω-XkV
RHCA-201Q31B/U ESD impulse wave form



Electrical Specifications

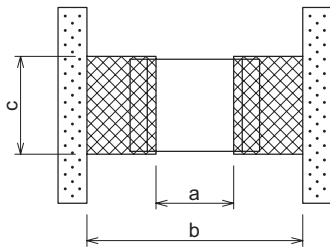
Safety Agency	Model Number	DC Spark-over voltage	Insulation Resistance	Electrostatic Capacitance (1MHz-1.0V)	Impulse Discharge Current	Impulse Life Test	Impulse Withstand Voltage Capacity
	RHCA-900Q31U	90V (63~117)	100MΩ Min. (DC50V)	0.3pF Max.	8/20μs 500A	8/20μs 50A 300 times	10/700μs 4kV (R=25Ω) Positive/Negative 5 times (comform to ITU-T)
	RHCA-201Q31U	200V (140~260)	100MΩ Min. (DC100V)				
	RHCA-301Q31U	300V (210~390)					
	RHCA-401Q31U	400V (280~520)					
	RHCA-501Q31U	500V (350~650)					



Part Numbering Systems

RHCA	201	Q		31	U
Series	DC Breakdown Voltage 201: 201X10 =200V	Tolerance		Size	Packing form
		P	Q	31	U
		± 20%	± 30%	3.2(L) × 1.6(W)	Taping

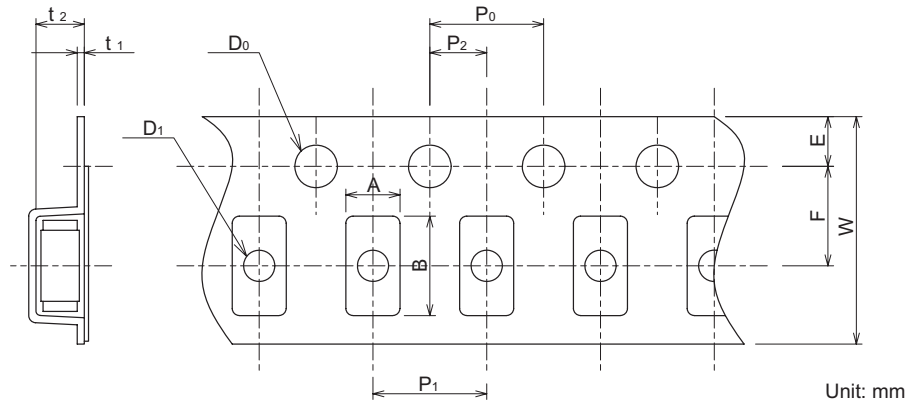
Recommended Land Pattern



Land
 Solder resist

	Dimensions (mm)		
	a	b	c
Reflow Soldering	1.8 ~ 2.5	3.8 ~ 5.5	1.2 ~ 2.0
Flow Soldering	1.8 ~ 2.5	2.4 ~ 3.6	1.2 ~ 1.6

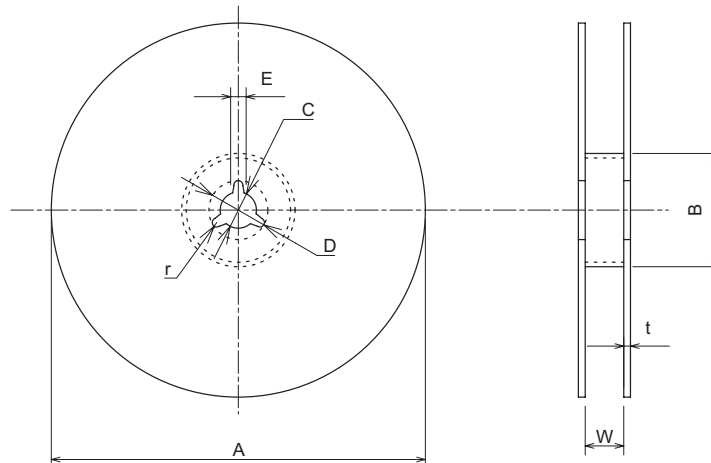
Taping Dimensions



Unit: mm

A	B	W	F	E	P ₁	P ₂	P ₀
1.9 ± 0.1	3.5 ± 0.1	8.0 ± 0.3	3.5 ± 0.05	1.75 ± 0.1	4.0 ± 0.1	2.0 ± 0.05	4.0 ± 0.1
D ₀	D ₁	t ₁	t ₂				
1.5 ^{+0.1} ₋₀	1.1 ± 0.1	0.25 ± 0.05	1.7 ± 0.1				

Reel Dimensions
(2000pcs per one reel)



Unit: mm

A	B	C	D	E	W	t	r
180 ⁺⁰ _{-1.5}	60 ^{+1.0} ₋₀	13.0 ± 0.2	21 ± 0.8	2.0 ± 0.5	9.0 ^{+1.0} _{-0.5}	1.6 ± 0.5	1.0