



Features

- 3 kA, 8/20 μ s surge capability
- Low clamping voltage under surge
- Bidirectional TVS
- UL Recognized 

Applications

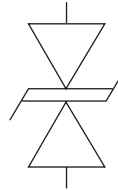
- AC line protection
- High power DC bus protection

PTVS3-xxxC Series High Current TVS Diodes

General Information

The PTVS3-xxxC range of high current bidirectional TVS diodes is designed for use in AC line protection and high power DC bus clamping applications. These devices offer bidirectional port protection from 380 volts to 430 volts.

The devices are RoHS* and UL compliant while also meeting IEC 61000-4-5 8/20 μ s current surge requirements.



Agency Approval

Description	
UL	File Number: Pending

Absolute Maximum Ratings (@ $T_A = 25^\circ\text{C}$ Unless Otherwise Noted)

Rating	Symbol	Value	Unit
Repetitive Standoff Voltage	V_{WM}	380 430	V
Peak Current Rating per 8/20 μ s IEC 61000-4-5	I_{PPM}	3	kA
Operating Junction Temperature Range	T_J	-40 to +125	$^\circ\text{C}$
Storage Temperature Range	T_S	-55 to +150	$^\circ\text{C}$
Lead Temperature, Soldering (10 s)		260	$^\circ\text{C}$

Electrical Characteristics (@ $T_A = 25^\circ\text{C}$ Unless Otherwise Noted)

Parameter	Test Conditions	Min.	Typ.	Max.	Unit
I_D Standby Current	$V_D = V_{WM}$			10	μA
$V_{(BR)}$ Breakdown Voltage	$I_{BR} = 10\text{ mA}$	401 440	420 470	443 490	V
V_C Clamping Voltage	$I_{PP} = 3\text{ kA}$		510 560	570 620	V
$V_{(BR)}$ Temperature Coefficient			0.1		$\%/^\circ\text{C}$
C Capacitance	$F = 10\text{ kHz}$, $V_d = 1\text{ Vrms}$		0.7 0.6	1.2 1.0	nF

BOURNS®

Asia-Pacific: Tel: +886-2 2562-4117 • Fax: +886-2 2562-4116

Europe: Tel: +41-41 768 5555 • Fax: +41-41 768 5510

The Americas: Tel: +1-951 781-5500 • Fax: +1-951 781-5700

www.bourns.com

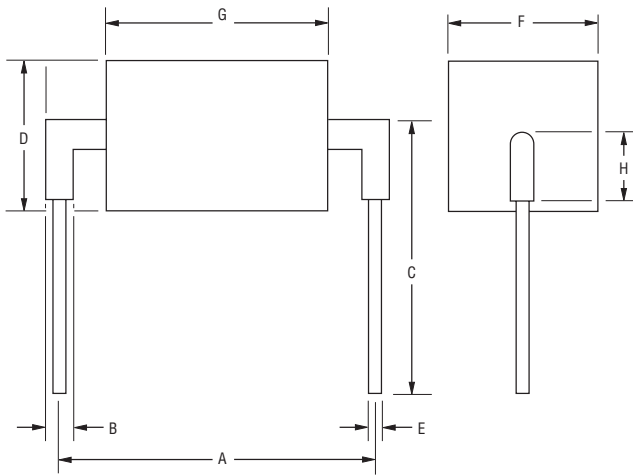
*RoHS Directive 2002/95/EC Jan. 27, 2003 including annex and RoHS Recast 2011/65/EU June 8, 2011.
Specifications are subject to change without notice.
Customers should verify actual device performance in their specific applications.

PTVS3-xxxC Series High Current TVS Diodes

BOURNS®

Product Dimensions

The product is epoxy encapsulated per UL Class 94V-0 with Ag plated leads solderable per MIL-STD-750, Method 2026. The package dimensions and part marking are shown below.




Dimension	PTVS3-380C	PTVS3-430C
A	$\frac{24.15 \pm 0.72}{(0.950 \pm 0.028)}$	$\frac{24.15 \pm 0.72}{(0.950 \pm 0.028)}$
B	$\frac{2.40}{(0.094)}$ Typ.	$\frac{2.40}{(0.094)}$ Typ.
C	$\frac{15.0}{(0.59)}$ Min.	$\frac{15.0}{(0.59)}$ Min.
D	$\frac{12.0}{(0.47)}$ Max.	$\frac{12.0}{(0.47)}$ Max.
E	$\frac{1.25 \pm 0.05}{(0.049 \pm 0.002)}$	$\frac{1.25 \pm 0.05}{(0.049 \pm 0.002)}$
F	$\frac{12.0}{(0.47)}$ Max.	$\frac{12.0}{(0.47)}$ Max.
G	$\frac{17.0}{(0.67)}$ Max.	$\frac{17.0}{(0.67)}$ Max.
H	$\frac{6.60}{(0.26)}$ Max.	$\frac{6.60}{(0.26)}$ Max.

DIMENSIONS: $\frac{\text{MM}}{\text{(INCHES)}}$

Typical Part Marking

PTVS3-380C3380
 PTVS3-430C3430

How to Order



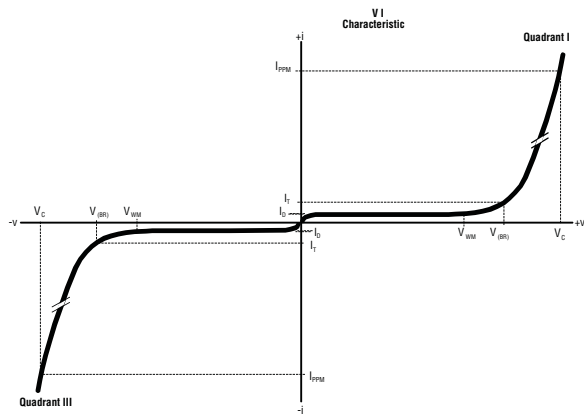
Specifications are subject to change without notice. Customers should verify actual device performance in their specific applications.

PTVS3-xxxC Series High Current TVS Diodes

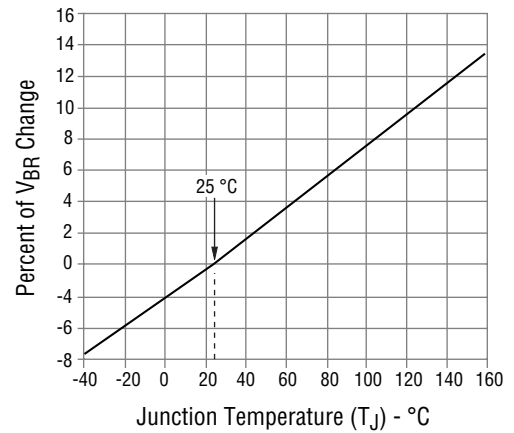
BOURNS®

Performance Graphs

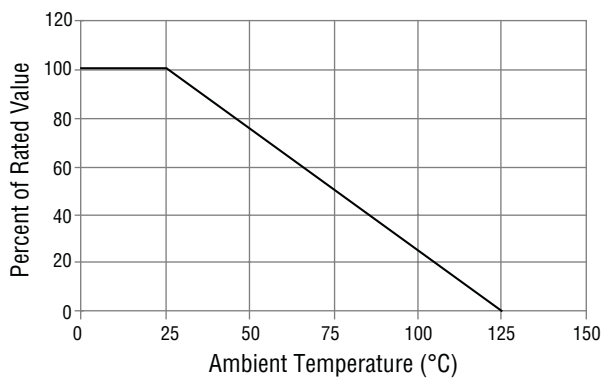
V-I Characteristic



Typical V_{BR} vs. Junction Temperature

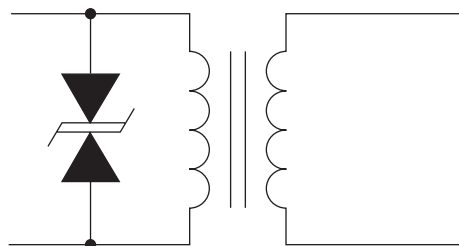


Typical Peak Power Derating



Application

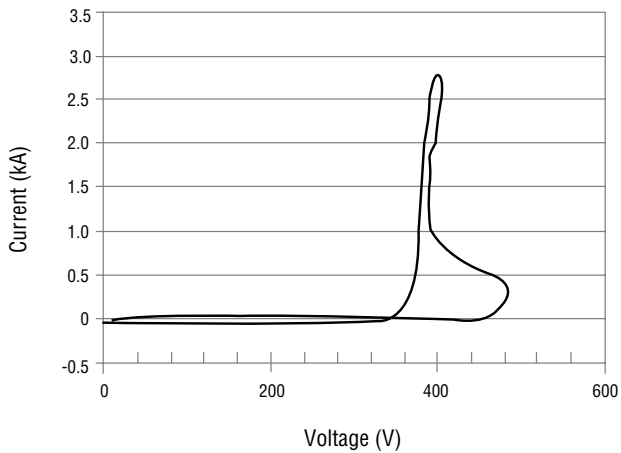
A typical application for PowerTVS products includes AC power line primary protection.



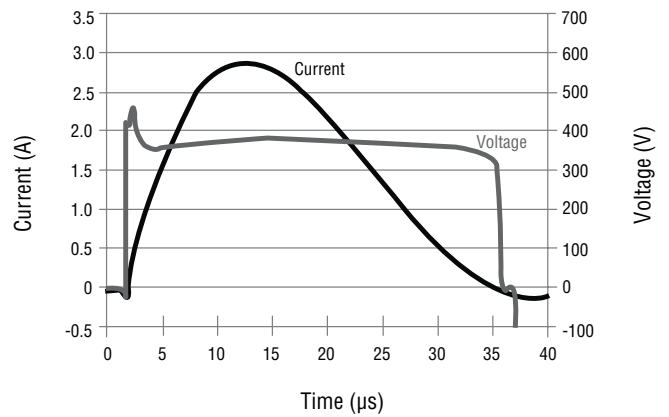
Specifications are subject to change without notice.
Customers should verify actual device performance in their specific applications.

Performance Graphs (Continued)

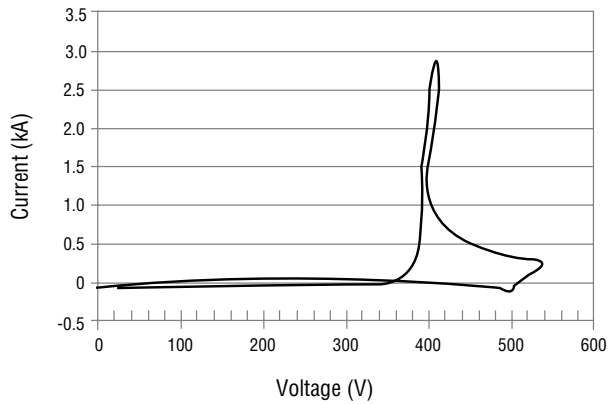
Surge Response - PTVS3-380C



Surge Response (1.2/50, 8/20 Surge) - PTVS3-380C



Surge Response - PTVS3-430C



Surge Response (1.2/50, 8/20 Surge) - PTVS3-430C

