

T821

Box Header w/o Latch, 2.54 Dip, Straight.



X	XX	XX	S1	XX
---	----	----	----	----

Housing Color
0=Grey
1=Black

Positions
06=6 pos
:
:
64=64 pos

Plating
A1=Full flash gold
A2=15u" gold
A3=30u" gold
A4= gold flash / Tin
SN=full Tin
A5= 30u" gold/ Tin

Direction
S1 = Straight

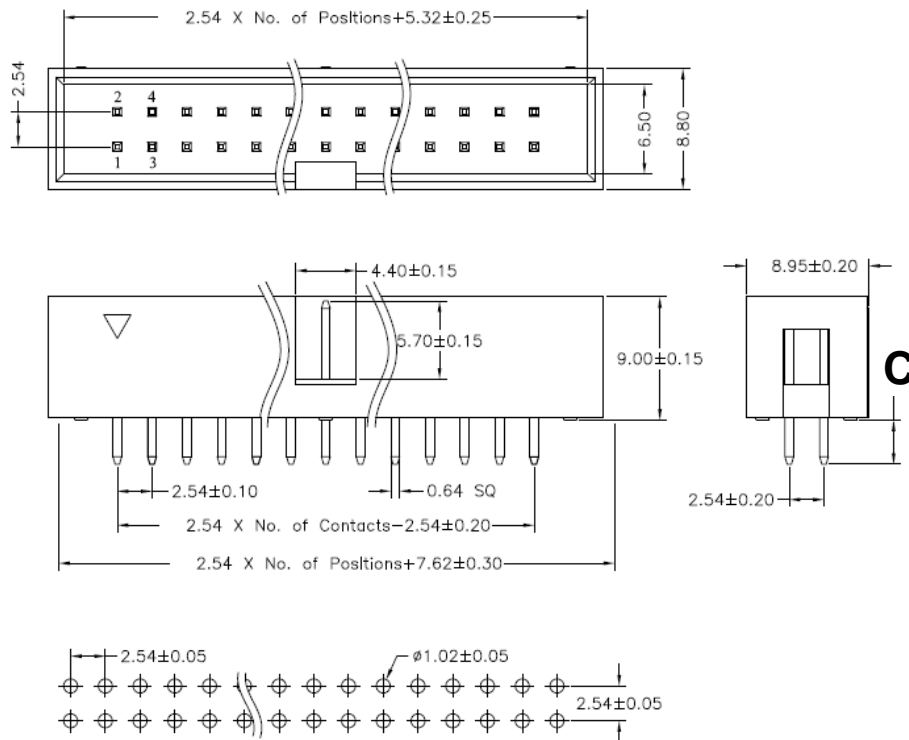
Latch Type
00: STD (non latch)
01:Short metal latch
02:Long metal latch
SO:w/stand off for pin

C	EU
---	----

Variation code

Fixed Index

C= STD, PBT, 3.3mm pin tail
H=Nylon 6T, 3.3mm pin tail
E=PBT / 2.54mm pin



Recommended PCB Layout

General Specification

Materials and Finish :

Insulator: Glass-reinforce thermoplastic, UL 94V-0.
Contact :Phosphor Bronze, plated with full flash gold or selected gold in mating area; 100u" full tin on the termination area, with entire contact under-plated 50u" nickel.

Electrical :

Contact Resistance:20 mΩ max. at 1A DC.
Insulation Resistance:1000 Megohms min. at 500VDC..
Dielectric Withstanding Voltage : 1000 VAC/RMS 60Hz for one minute.
Current Rating : 3A per contact
Valtage Rating : 250VAC/RMS 60Hz

Envirement :

Operating Temperature: -40degree C to +105 degree C

T821

Box Header w/o Latch, 2.54 Dip, Right Angle



X XX XX R1 XX

Housing Color
0=Grey
1=Black

Positions
06=6 pos
:
:
64=64 pos

Plating
A1=Full flash gold
A2=15u" gold
A3=30u" gold
A4= gold flash / Tin
SN=full Tin
A5= 30u" gold/ Tin

Direction
R1=Right Angle

Latch Type
00: STD (non latch)
01:Short metal latch
02:Long metal latch
SO:w/stand off for pin

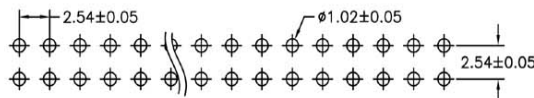
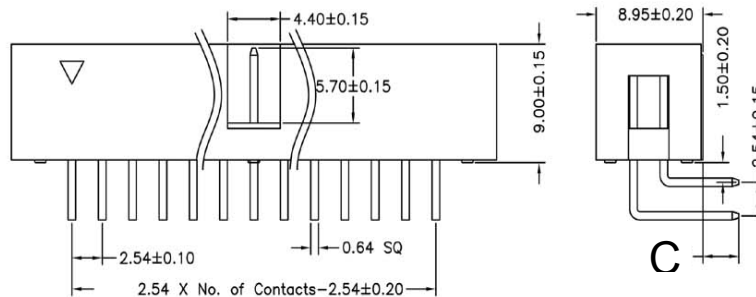
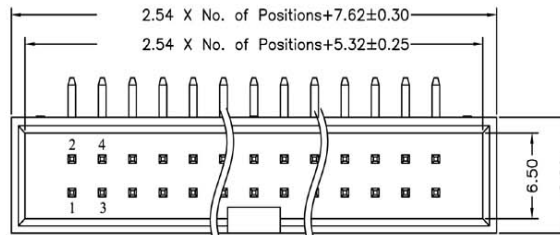
C

EU

Variation code

Fixed Index

C= STD, PBT, 3.0mm pin tail
H=Nylon 6T, 3.0mm pin tail
E=PBT / 2.54mm pin



Recommended PCB Layout

General Specification

Materials and Finish :

Insulator: Glass-reinforce thermoplastic, UL 94V-0.
Contact :Phosphor Bronze, plated with full flash gold or selected gold in mating area; 100u" full tin on the termination area, with entire contact under-plated 50u" nickel.

Electrical :

Contact Resistance:20 mΩ max. at 1A DC.
Insulation Resistance:1000 Megohms min. at 500VDC..
Dielectric Withstanding Voltage : 1000 VAC/RMS 60Hz for one minute.
Current Rating : 3A per contact
Valtage Rating : 250VAC/RMS 60Hz

Envirement :

Operating Temperature: -40degree C to +105 degree C