



# SMT Power Inductors – DO1608C



- High energy storage and very low resistance
- Defense Supply Center CID A-A-59742

**Designer's Kit C377** contains 3 of each stocked part

**Core material** Ferrite

**Core and winding loss** See [www.coilcraft.com/coreloss](http://www.coilcraft.com/coreloss)

**Terminations** RoHS compliant gold over nickel over moly-manganese. Other terminations available at additional cost.

**Weight** 128– 164 mg

**Ambient temperature** –40°C to +85°C with Irms current, +85°C to +125°C with derated current

**Storage temperature** Component: –40°C to +125°C. Packaging: –40°C to +80°C

**Resistance to soldering heat** Max three 40 second reflows at +260°C, parts cooled to room temperature between cycles

**Moisture Sensitivity Level (MSL)** 1 (unlimited floor life at <30°C / 85% relative humidity)

**Failures in Time (FIT) / Mean Time Between Failures (MTBF)**

38 per billion hours / 26,315,789 hours, calculated per Telcordia SR-332

**Packaging** 750/7" reel; 2500/13" reel Plastic tape: 12 mm wide, 0.28 mm thick, 4 mm pocket spacing, 3 mm pocket depth

**PCB washing** Only pure water or alcohol recommended

Part number <sup>1</sup>	L <sup>2</sup> (µH)	% tol <sup>3</sup>	DCR max (Ohms)	SRF typ (MHz)	Isat <sup>4</sup> (A)	Irms (A) <sup>5</sup>	
						20°C rise	40°C rise
DO1608C-102ML_	1.0	<b>20</b>	0.05	130	2.9	1.90	2.70
DO1608C-152ML_	1.5	<b>20</b>	0.06	115	2.6	1.90	2.65
DO1608C-222ML_	2.2	<b>20</b>	0.07	100	2.3	1.85	2.55
DO1608C-272ML_	2.7	<b>20</b>	0.08	75	2.1	1.80	2.45
DO1608C-332ML_	3.3	<b>20</b>	0.08	70	2.0	1.60	2.20
DO1608C-472ML_	4.7	<b>20</b>	0.09	50	1.5	1.40	1.90
DO1608C-682ML_	6.8	<b>20</b>	0.13	45	1.2	1.20	1.60
DO1608C-822ML_	8.2	<b>20</b>	0.16	40	1.15	1.10	1.55
DO1608C-103ML_	10	<b>20</b>	0.16	35	1.10	1.10	1.50
DO1608C-153ML_	15	<b>20</b>	0.23	30	0.90	0.90	1.25
DO1608C-223_L_	22	<b>20,10</b>	0.37	20	0.70	0.75	0.95
DO1608C-333_L_	33	<b>20,10</b>	0.51	15	0.58	0.60	0.80
DO1608C-473_L_	47	<b>20,10</b>	0.64	14	0.50	0.52	0.70
DO1608C-683_L_	68	<b>20,10</b>	0.86	11	0.40	0.44	0.60
DO1608C-104_L_	100	<b>20,10</b>	1.27	9.0	0.31	0.37	0.50
DO1608C-154_L_	150	<b>20,10</b>	2.00	6.0	0.27	0.28	0.39
DO1608C-224_L_	220	<b>20,10</b>	3.11	5.5	0.22	0.23	0.31
DO1608C-334_L_	330	<b>20,10</b>	3.80	5.0	0.18	0.22	0.30
DO1608C-474_L_	470	<b>20,10</b>	5.06	4.0	0.16	0.20	0.26
DO1608C-684_L_	680	<b>20,10</b>	9.20	3.0	0.14	0.14	0.19
DO1608C-105_L_	1000	<b>20,10</b>	13.8	2.0	0.10	0.11	0.15

1. Please specify **tolerance, termination and packaging** codes:

**DO1608C-105MLC**

**Tolerance:** **K** = 10%, **M** = 20% (Table shows stock tolerances in bold.)

**Termination:** **L** = RoHS compliant gold over nickel over moly-manganese.  
Special order: **T** = RoHS tin-silver-copper (95.5/4/0.5) or **S** = non-RoHS tin-lead (63/37).

**Packaging:** **C** = 7" machine-ready reel. EIA-481 embossed plastic tape (750 parts per full reel).

**B** = Less than full reel. In tape, but not machine ready.  
To have a leader and trailer added (\$25 charge), use code letter **C** instead.

**D** = 13" machine-ready reel. EIA-481 embossed plastic tape (2500 parts per full reel).

2. Tested at 100 kHz, 0.1 Vrms, 0 Adc using an Agilent/HP 4263B LCR meter or equivalent.
3. Tolerances in bold are stocked for immediate shipment
4. DC current at which the inductance drops 10% (typ) from its value without current.
5. Current that causes the specified temperature rise from 25°C ambient.
6. Electrical specifications at 25°C.

Refer to Doc 362 "Soldering Surface Mount Components" before soldering.

**SPICE models** ON OUR WEB SITE



[www.coilcraft.com](http://www.coilcraft.com)

**US** +1-847-639-6400 [sales@coilcraft.com](mailto:sales@coilcraft.com)

**UK** +44-1236-730595 [sales@coilcraft-europe.com](mailto:sales@coilcraft-europe.com)

**Taiwan** +886-2-2264 3646 [sales@coilcraft.com.tw](mailto:sales@coilcraft.com.tw)

**China** +86-21-6218 8074 [sales@coilcraft.com.cn](mailto:sales@coilcraft.com.cn)

**Singapore** + 65-6484 8412 [sales@coilcraft.com.sg](mailto:sales@coilcraft.com.sg)

Document 177-1 Revised 08/16/12

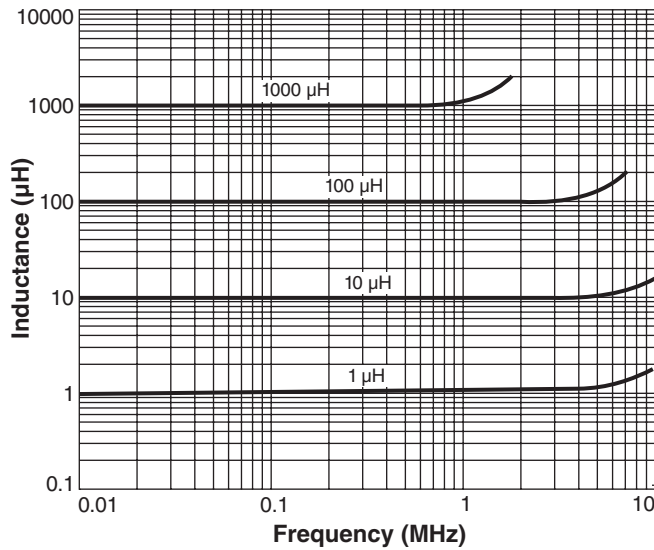
© Coilcraft Inc. 2012

This product may not be used in medical or high risk applications without prior Coilcraft approval. Specification subject to change without notice. Please check out web site for latest information.

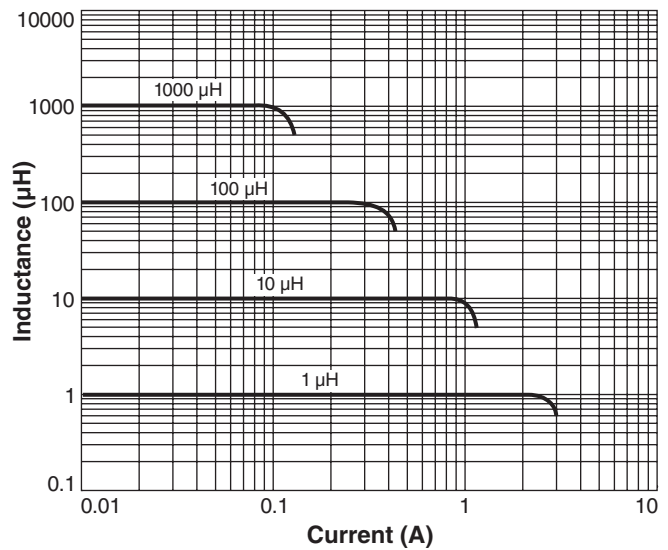


# SMT Power Inductors – DO1608C Series

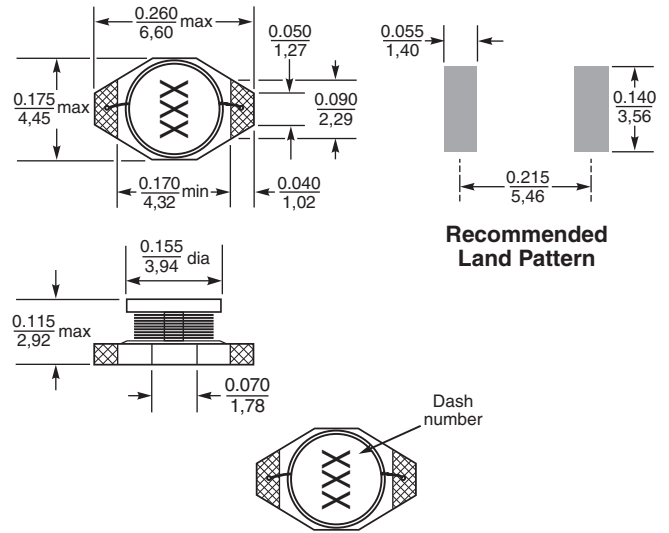
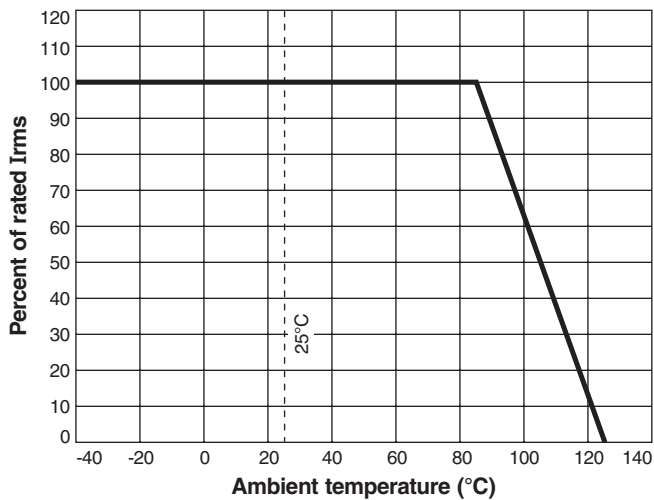
## Typical L vs Frequency



## Typical L vs Current



## Irms Derating



Part marking since Feb. 2005. Parts manufactured prior to that date may have color dots. Visit [www.coilcraft.com/colrpowr.cfm](http://www.coilcraft.com/colrpowr.cfm) for color dot marking details.

Dimensions are in  $\frac{\text{inches}}{\text{mm}}$



[www.coilcraft.com](http://www.coilcraft.com)

**US** +1-847-639-6400 [sales@coilcraft.com](mailto:sales@coilcraft.com)  
**UK** +44-1236-730595 [sales@coilcraft-europe.com](mailto:sales@coilcraft-europe.com)  
**Taiwan** +886-2-2264 3646 [sales@coilcraft.com.tw](mailto:sales@coilcraft.com.tw)  
**China** +86-21-6218 8074 [sales@coilcraft.com.cn](mailto:sales@coilcraft.com.cn)  
**Singapore** + 65-6484 8412 [sales@coilcraft.com.sg](mailto:sales@coilcraft.com.sg)

Document 177-2 Revised 08/16/12

© Coilcraft Inc. 2012

This product may not be used in medical or high risk applications without prior Coilcraft approval. Specification subject to change without notice. Please check out web site for latest information.