


Male connectors with solder connection

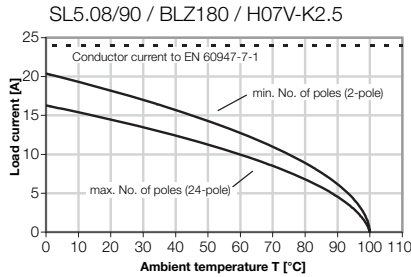
SL 5.08/90
SL 5.00/90



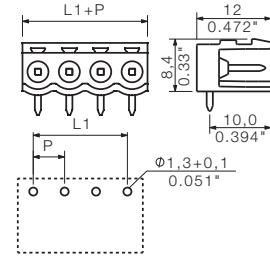
Male connector with 90° outlet direction. Available with open or closed sides. Fixing blocks can be attached to the closed version. The solder pin length has been optimised for wave soldering applications. The male connectors provide space for labelling and can be coded. Packed in cardboard box.

- 400 V (IEC) / 300 V (UL)
- 18 A (IEC) / 15 A (UL)

Derating curve



SL 5.08/90
SL 5.00/90



Technical data

Rated data to IEC 60664-1 / IEC 61984

Clamping range, max.	mm ²
Solid H05(07) V-U	mm ²
Stranded H07 V-R	mm ²
Flexible H05(07) V-K	mm ²
Flexible with ferrule	mm ²
Ferrule with plastic collar	mm ²
Stripping length	mm
Screwdriver blade	mm
according to norm	
Tightening torque range	Nm

Rated current at ambient temperature

	20°C	40°C
A	18	15

Overvoltage category Pollution severity

	III	III	II
	3	2	2

Rated voltage	V	250	320	400
Rated impulse voltage	kV	4	4	4

UL 1059 rated data

	B	C	D
--	---	---	---

Nominal voltage	V	300	300
Rated current	A	15	10
AWG conductor			

CSA C22.2 rated data

	B	C	D
--	---	---	---

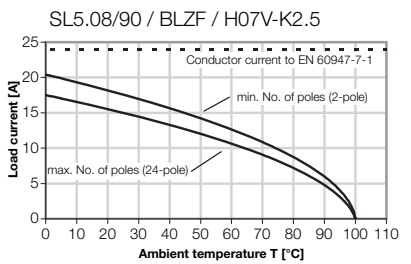
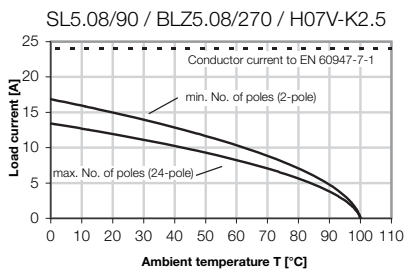
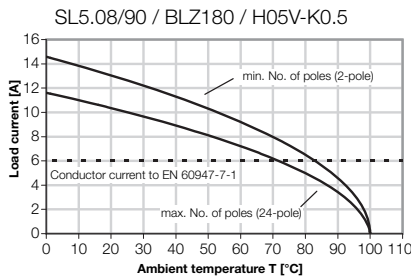
Rated voltage	V	300	300
Rated current	A	15	10
AWG conductor			

Material data

Type of insulating material	PBT
Flammability class acc. UL94	V-0
Contact base material	CuSn
Material of contact surface	tinned

Information

- Additional colours on request
- Gold-plated contact surfaces on request
- Rated current related to rated cross-section and min. No. of poles.
- P on drg. = pitch
- Rated data refer only to the component itself. Clearance and creepage distances to other components are to be designed in accordance with the relevant application standards.



Ordering data

Solder pin length	3.2 mm
Colour of plastic	orange

Pitch 5.08 mm

Poles	L1 mm	(inch)	Qty.	Order No.	Order No.
2	5.08	(0.200)	100	1508060000	
3	10.16	(0.400)	100	1508160000	
4	15.24	(0.600)	100	1508260000	
5	20.32	(0.800)	50	1508360000	
6	25.40	(1.000)	50	1508460000	
7	30.48	(1.200)	50	1508560000	
8	35.56	(1.400)	50	1508660000	
9	40.64	(1.600)	50	1508760000	
10	45.72	(1.800)	50	1508860000	
11	50.80	(2.000)	50	1508960000	
12	55.88	(2.200)	50	1509060000	
13	60.96	(2.400)	50	1509160000	
14	66.04	(2.600)	50	1509260000	
15	71.12	(2.800)	50	1509360000	
16	76.20	(3.000)	50	1509460000	
17	81.28	(3.200)	20	1509560000	
18	86.36	(3.400)	20	1509660000	
19	91.44	(3.600)	20	1509760000	
20	96.52	(3.800)	20	1509860000	
21	101.60	(4.000)	20	1509960000	
22	106.68	(4.200)	20	1510060000	
23	111.76	(4.400)	20	1510160000	
24	116.84	(4.600)	20	1510260000	

Pitch 5.00 mm

Poles	L1 mm	(inch)	Qty.	Order No.	Order No.
2	5.00	(0.197)	100	1571130000	
3	10.00	(0.394)	100	1571140000	
4	15.00	(0.591)	100	1571150000	
5	20.00	(0.787)	50	1571160000	
6	25.00	(0.984)	50	1571170000	
7	30.00	(1.181)	50	1571180000	
8	35.00	(1.378)	50	1571190000	
9	40.00	(1.575)	50	1571200000	
10	45.00	(1.772)	50	1571210000	
11	50.00	(1.969)	50	1571220000	
12	55.00	(2.165)	50	1571110000	
13	60.00	(2.362)	50	1571230000	
14	65.00	(2.559)	50	1571240000	
15	70.00	(2.756)	50	1571250000	
16	75.00	(2.953)	50	1571260000	
17	80.00	(3.150)	20	1571270000	
18	85.00	(3.346)	20	1571280000	
19	90.00	(3.543)	20	1571290000	
20	95.00	(3.740)	20	1571300000	
21	100.00	(3.937)	20	1571310000	
22	105.00	(4.134)	20	1571320000	
23	110.00	(4.331)	20	1571330000	
24	115.00	(4.528)	20	1571340000	