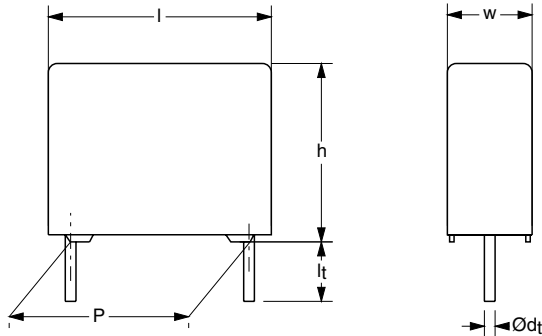


Metallized Polyester Film Capacitors MKT Radial Potted Type



Dimensions in mm

APPLICATIONS

Blocking and coupling. Bypass and energy reservoir

MARKING

C-value; tolerance; rated voltage; code for manufacturer; year and week of manufacturer; manufacturer's type designation

DIELECTRIC

Polyester film

ELECTRODES

Vacuum deposited aluminum

ENCAPSULATION

Flame retardant plastic case and epoxy resin (UL-class 94 V-0)

CONSTRUCTION

Wound mono construction

LEADS

Tinned wire

CAPACITANCE RANGE (E12 SERIES)

0.0047 to 0.68 μ F

FEATURES

Available taped and loose in box
Lead (Pb)-free product
RoHS-compliant product



RoHS
COMPLIANT

CAPACITANCE TOLERANCE

$\pm 10\%$; $\pm 5\%$

RATED (DC) VOLTAGE

100 V; 250 V; 400 V; 630 V

RATED (AC) VOLTAGE

63 V; 160 V; 220 V; 250 V

CLIMATIC CATEGORY

55/105/56

RATED TEMPERATURE

85 °C

MAXIMUM APPLICATION TEMPERATURE

100 °C

REFERENCE SPECIFICATIONS

IEC 60384-2

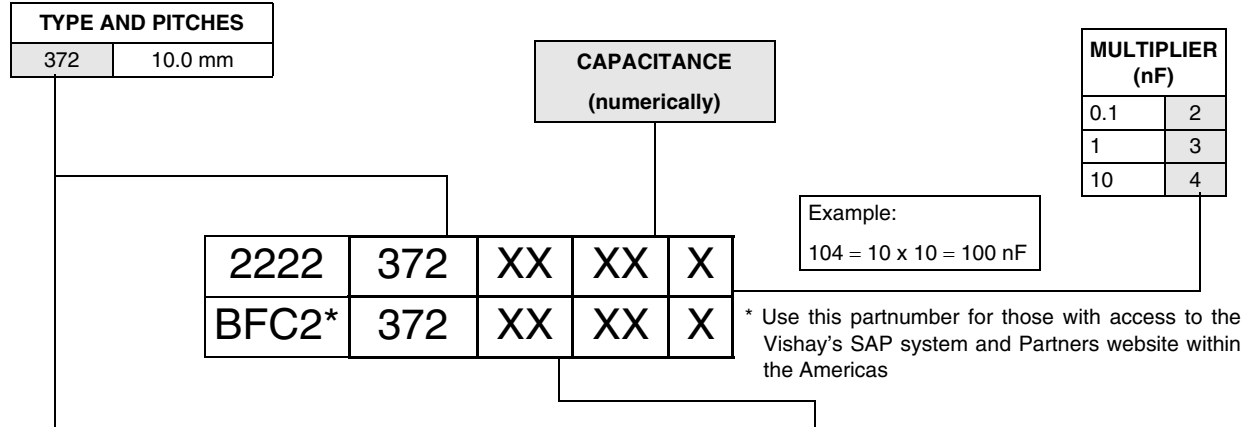
PERFORMANCE GRADE

Grade 1 (long life)

DETAIL SPECIFICATION

For more detailed data and test requirements contact:
filmcaps.roeselare@vishay.com

COMPOSITION OF CATALOG NUMBER



TYPE	PACKAGING	LEAD CONFIGURATION	PREFERRED TYPES				
			C-TOL	100 V	250 V	400 V	630 V
372	loose in box	lead length 4.0 + 1.0/- 0.5 mm	±10 %	21	41	51	61
			ON REQUEST				
372	loose in box	lead length 4.0 + 1.0/- 0.5 mm	±5 %	22	42	52	62
	taped on reel	H = 18.5 mm; P ₀ = 12.7 mm; reel diameter 356 mm	±10 %	25	45	55	65
			±5 %	26	46	56	66
			±10 %	28	48	58	68
ammopack	H = 18.5 mm; P ₀ = 12.7 mm	±5 %	29	49	59	69	

SPECIFIC REFERENCE DATA

DESCRIPTION	VALUE			
	at 1 kHz	at 10 kHz	at 100 kHz	
Tangent of loss angle:				
C ≤ 0.1 μF	≤ 75 × 10 ⁻⁴	≤ 130 × 10 ⁻⁴	≤ 250 × 10 ⁻⁴	
0.1 μF < C ≤ 0.68 μF	≤ 75 × 10 ⁻⁴	≤ 130 × 10 ⁻⁴	≤ 300 × 10 ⁻⁴	
Rated voltage pulse slope (dU/dt) _R	at 100 V (DC)	at 250 V (DC)	at 400 V (DC)	at 630 V (DC)
	34 V/μs	50 V/μs	80 V/μs	120 V/μs
R between leads, for C ≤ 0.33 μF:				
at 100 V; 1 minute	> 15000 MΩ	> 30000 MΩ	> 30000 MΩ	
at 500 V; 1 minute				> 30000 MΩ
RC between leads, for C > 0.33 μF at 100 V; 1 minute	> 5000 s			
R between interconnected leads and case (foil method)	> 30000 MΩ	> 30000 MΩ	> 30000 MΩ	> 30000 MΩ
Withstanding (DC) voltage (cut off current 10 mA); rise time 100 V/s	160 V; 1 minute	400 V; 1 minute	640 V; 1 minute	1008 V; 1 minute
Withstanding (DC) voltage between leads and case	200 V; 1 minute	500 V; 1 minute	800 V; 1 minute	1260 V; 1 minute



Metallized Polyester Film Capacitors Vishay BCcomponents
MKT Radial Potted Type

$U_{Rdc} = 100\text{ V}$, $U_{Rac} = 63\text{ V}$

C (μF)	DIMENSIONS W × H × L (mm)	MASS (g)	CATALOG NUMBER 2222 372 AND PACKAGING				
			LOOSE IN BOX		REEL	AMMOPACK	
			It = 4.0 + 1.0/- 0.5 mm		SPQ	SPQ	SPQ
			C-tol = ± 10 %				
last 5 digits of catalog number		SPQ	SPQ	SPQ			
Pitch = 10.0 ± 0.4 mm; d_t = 0.60 ± 0.06 mm							
0.1 0.12 0.15 0.18	4.0 × 10.0 × 12.5	0.7	21104 21124 21154 21184	1000	1400	750	
0.22 0.27 0.33	4.0 × 10.0 × 12.5	0.7	21224 21274 21334	1000	1400	750	
0.39 0.47	5.0 × 11.0 × 12.5	0.9	21394 21474	1000	1100	600	
0.56 0.68	6.0 × 12.0 × 12.5	1.0	21564 21684	750	900	500	

$U_{Rdc} = 250\text{ V}$; $U_{Rac} = 160\text{ V}$

C (μF)	DIMENSIONS W × H × L (mm)	MASS (g)	CATALOG NUMBER 2222 372 AND PACKAGING				
			LOOSE IN BOX		REEL	AMMOPACK	
			It = 4.0 + 1.0/- 0.5 mm		SPQ	SPQ	SPQ
			C-tol = ± 10 %				
last 5 digits of catalog number		SPQ	SPQ	SPQ			
Pitch = 10.0 ± 0.4 mm; d_t = 0.60 ± 0.06 mm							
0.047 0.056 0.068 0.082 0.1	4.0 × 10.0 × 12.5	0.7	41473 41563 41683 41823 41104	1000	1400	750	
0.12 0.15	5.0 × 11.0 × 12.5	0.9	41124 41154	1000	1100	600	
0.18 0.22	6.0 × 12.0 × 12.5	1.0	41184 41224	750	900	500	

$U_{Rdc} = 400\text{ V}$; $U_{Rac} = 220\text{ V}$

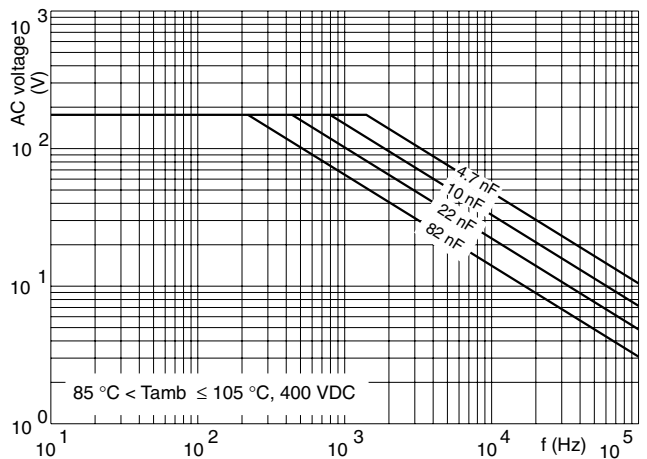
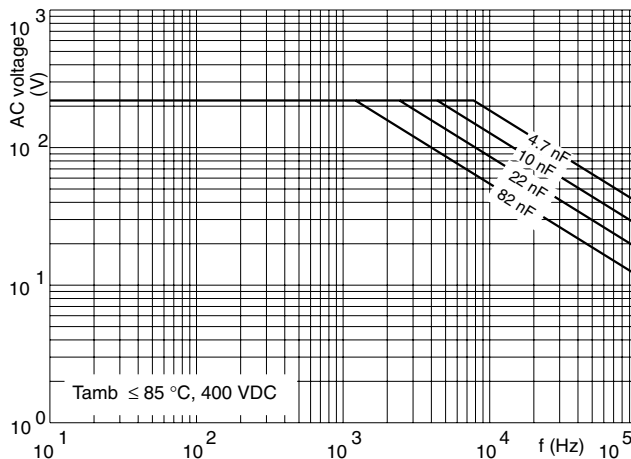
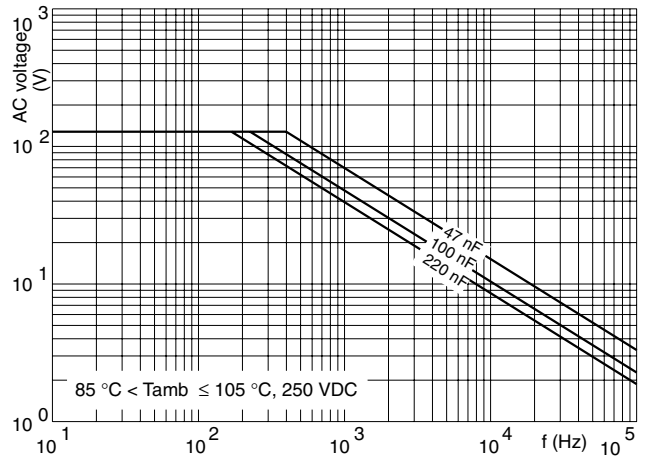
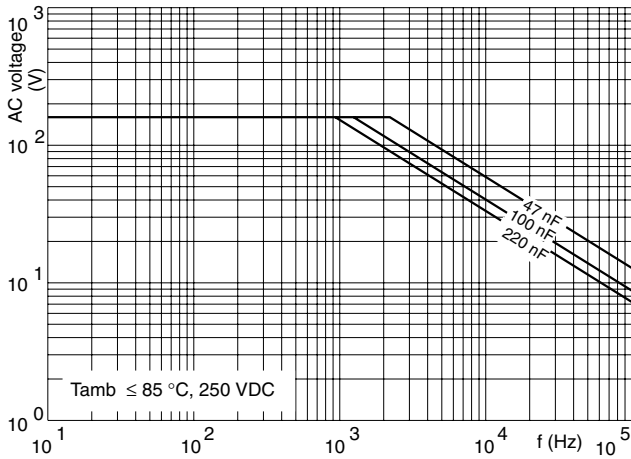
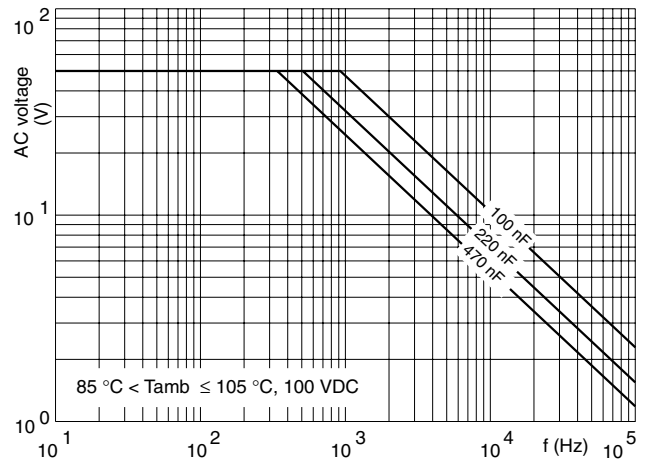
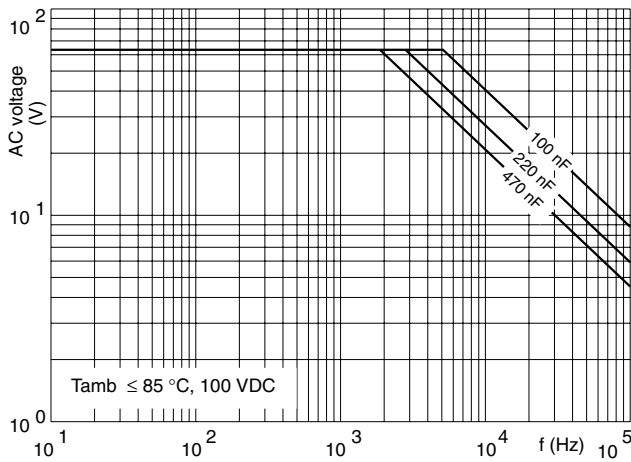
C (μF)	DIMENSIONS W × H × L (mm)	MASS (g)	CATALOG NUMBER 2222 372 AND PACKAGING				
			LOOSE IN BOX		REEL	AMMOPACK	
			It = 4.0 + 1.0/- 0.5 mm		SPQ	SPQ	SPQ
			C-tol = $\pm 10\%$ last 5 digits of catalog number				
Pitch = 10.0 ± 0.4 mm; d_t = 0.60 ± 0.06 mm							
0.0047	4.0 × 10.0 × 12.5	0.7	51472	1000	1400	750	
0.0056			51562				
0.0068			51682				
0.0082			51822				
0.01			51103				
0.012			51123				
0.015			51153				
0.018			51183				
0.022			51223				
0.027			51273				
0.033	51333						
0.039	5.0 × 11.0 × 12.5	0.9	51393	1000	1100	600	
0.047			51473				
0.056			51563				
0.068	6.0 × 12.0 × 12.5	1.0	51683	750	900	500	
0.082			51823				

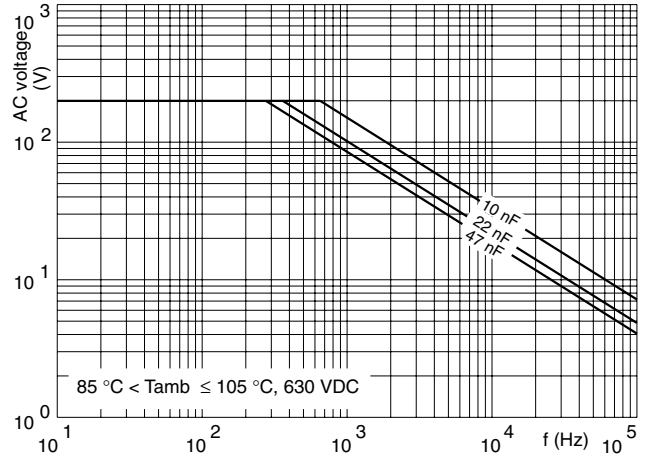
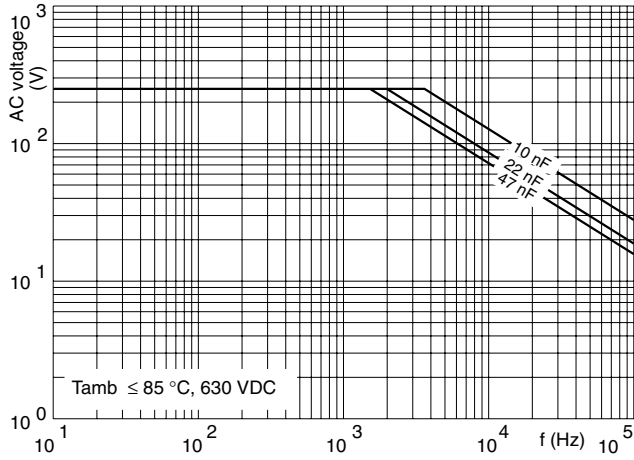
$U_{Rdc} = 630\text{ V}$; $U_{Rac} = 250\text{ V}$

C (μF)	DIMENSIONS W × H × L (mm)	MASS (g)	CATALOG NUMBER 2222 372 AND PACKAGING				
			LOOSE IN BOX		REEL	AMMOPACK	
			It = 4.0 + 1.0/- 0.5 mm		SPQ	SPQ	SPQ
			C-tol = $\pm 10\%$ last 5 digits of catalog number				
Pitch = 10.0 ± 0.4 mm; d_t = 0.60 ± 0.06 mm							
0.01	4.0 × 10.0 × 12.5	0.6	61103	1000	1400	750	
0.012			61123				
0.015			61153				
0.018			61183				
0.022			61223				
0.027	5.0 × 11.0 × 12.5	0.9	61273	1000	1100	600	
0.033			61333				
0.039	6.0 × 12.0 × 12.5	1.0	61393	750	900	500	
0.047			61473				

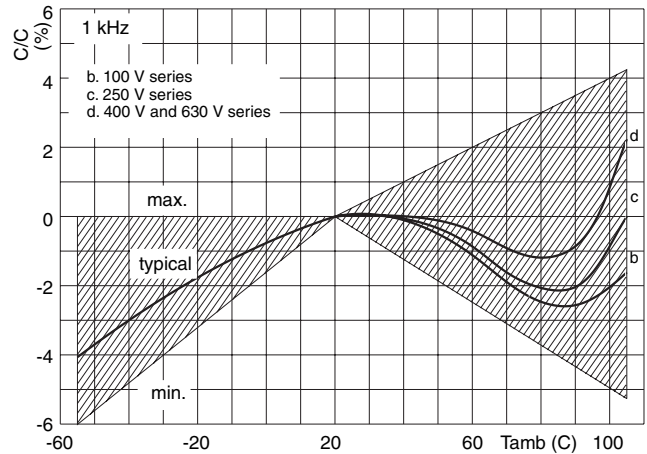
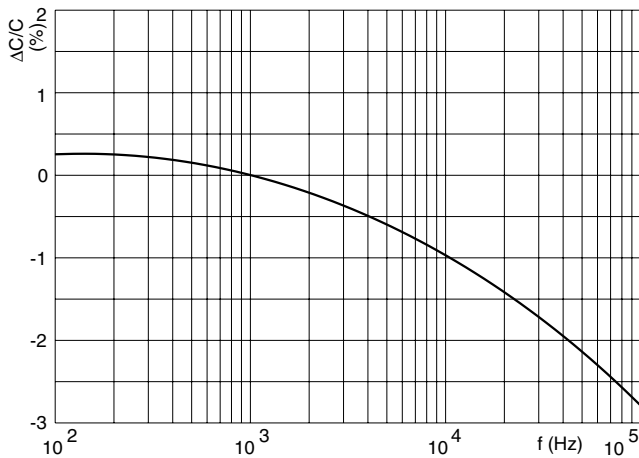


MAXIMUM RMS VOLTAGE (SENEWAVE) AS A FUNCTION OF FREQUENCY

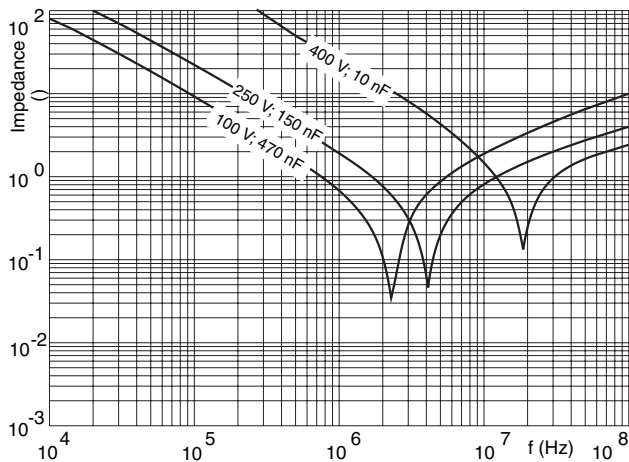




CAPACITANCE



IMPEDANCE





Notice

Specifications of the products displayed herein are subject to change without notice. Vishay Intertechnology, Inc., or anyone on its behalf, assumes no responsibility or liability for any errors or inaccuracies.

Information contained herein is intended to provide a product description only. No license, express or implied, by estoppel or otherwise, to any intellectual property rights is granted by this document. Except as provided in Vishay's terms and conditions of sale for such products, Vishay assumes no liability whatsoever, and disclaims any express or implied warranty, relating to sale and/or use of Vishay products including liability or warranties relating to fitness for a particular purpose, merchantability, or infringement of any patent, copyright, or other intellectual property right.

The products shown herein are not designed for use in medical, life-saving, or life-sustaining applications. Customers using or selling these products for use in such applications do so at their own risk and agree to fully indemnify Vishay for any damages resulting from such improper use or sale.