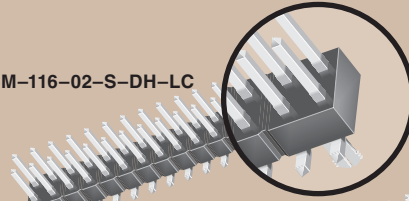




ELP
EXTENDED LIFE PRODUCT

10 Year Mixed Flowing Gas (MFG)
2,500 cycles when mated with BCS
2,500 cycles when mated with SSM

TSM-116-02-S-DH-LC



TSM-118-01-T-SV

Surface
SMT
Mount

.025" SQ TERMINAL STRIPS TSM SERIES

Mates with:
SSW, SSQ, SSM, BSW,
ESW, ESQ, BCS, SLW,
CES, IDSS, IDSD, HLE

SPECIFICATIONS

For complete specifications and recommended PCB layouts see www.samtec.com/TSM

Insulator Material:
Black Liquid
Crystal Polymer

Terminal Material:
Phosphor Bronze

Plating:
Au or Sn over
50µ" (1,27µm) Ni



Operating Temp Range:
-55°C to +105°C with Tin;
-55°C to +125°C with Gold

Voltage Rating:
475 VAC -SV/-DV mated with
BCS or SSM

RoHS Compliant:
Yes

AMBIENT TEMPERATURE	CURRENT RATING
20°C	7A
40°C	6A
60°C	4A
80°C	3A

Processing:

Max Processing Temp:
230°C for 60 seconds, or
260°C for 20 seconds 3x

Lead-Free Solderable:
Yes

-DH/-SH Lead Coplanarity:
(0,15mm) .006" max (02-36)

-DV/-SV Lead Coplanarity:
(0,10mm) .004" max (02-05)
(0,13mm) .005" max (06-10)
(0,15mm) .006" max (11-36)

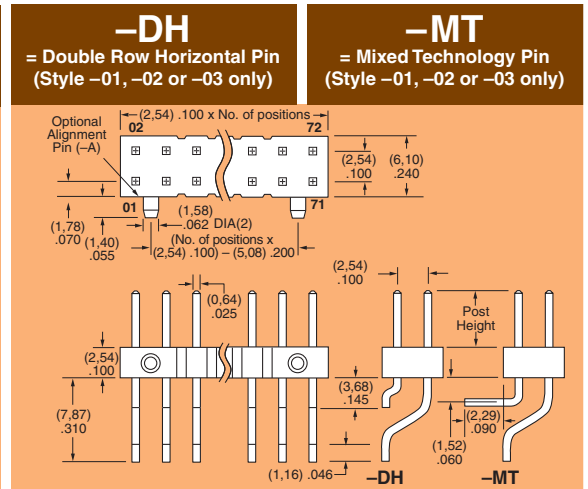
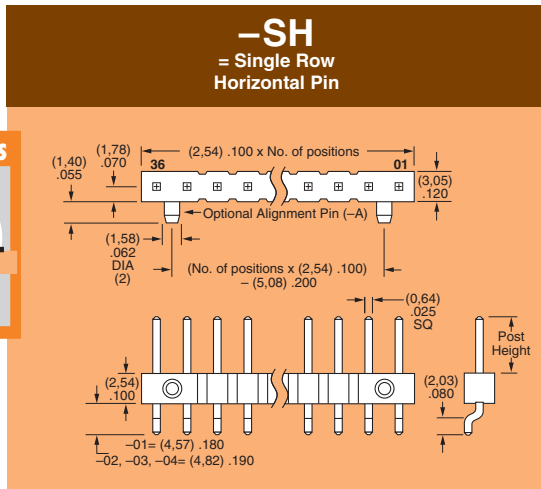
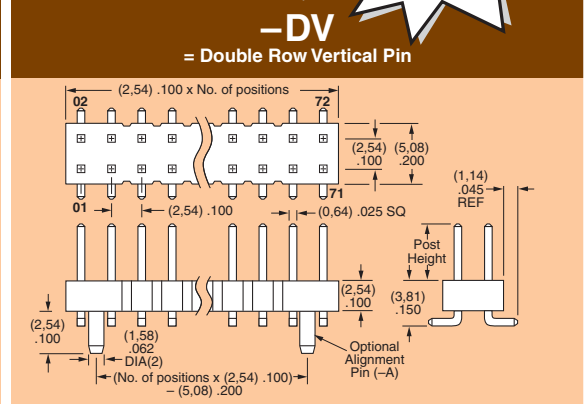
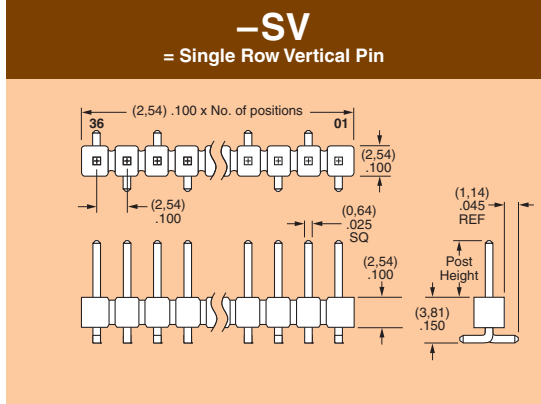
APPLICATIONS



HORIZONTAL

Note: Some lengths, styles and options are non-standard, non-returnable.

TSM	1	NO. PINS PER ROW	LEAD STYLE	PLATING OPTION	ROW OPTION
		02 thru 36		-L = 10µ" (0,25µm) Gold on post, Matte Tin on tail	
				-T Matte Tin on tail	
				-S = 30µ" (0,76µm) Gold on post, Matte Tin on tail	




Due to technical progress, all designs, specifications and components are subject to change without notice.


WWW.SAMTEC.COM

SAMTEC USA • Tel: 1-800-SAMTEC-9 or 812-944-6733 • Fax: 812-948-5047
 SAMTEC GERMANY • Tel: +49 (0) 89 / 89460-0 • Fax: +49 (0) 89 / 89460-299
 SAMTEC ASIA PACIFIC • Tel: 65 6745-5955 • Fax: 65 6841-1502
 SAMTEC HONG KONG • Tel: 852-2800-4850 • Fax: 852-2800-4842
 SAMTEC SILICON VALLEY • Tel: 408-395-5900 • Fax: 408-395-1520
 SAMTEC FRANCE • Tel: 33 01 60 95 06 60 • Fax: 33 01 60 95 06 61
 SAMTEC ISRAEL • Tel: 972-3-7526600 • Fax: 972-3-7526690
 SAMTEC CHINA • Tel: 86-21-61103766 • Fax: 86-21-5423 4575
 SAMTEC SOUTH AFRICA • Tel: 27 11 452 8112 • Fax: 27 86 6714432
 SAMTEC UK • Tel: 44 01236 739292 • Fax: 44 01236 727113
 SAMTEC ITALY • Tel: 39 039 6890337 • Fax: 39 039 6890315
 SAMTEC NORDIC/BALTIC • Tel: +46-84477280 • Fax: +46-87420413
 SAMTEC INDIA • Tel: +91-80-3272 1612 • Fax: +91-80-4152 8187
 SAMTEC TAIWAN • Tel: 886-2-2735-6109 • Fax: 886-2-2735-5036
 SAMTEC ANZ • Tel: 613 9512 7747 • Fax: 613 9512 7745


TSM-118-01-L-DH



TSM-115-01-T-SH-A



TSM-110-01-T-DV



OTHER OPTIONS

-A

= Alignment Pin
Metal or plastic at
Samtec discretion
N/A with -TV, TM
or -MT.
(02 positions
minimum)
(N/A with -LC)

-LC

= Locking Clip
(Not available
with -TV or -TM)
(3 positions
minimum)
(N/A with -A)

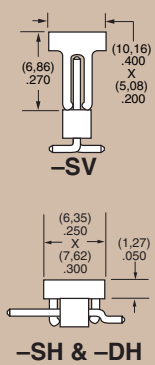
-K

= (6,50mm) .256"
DIA Polyimide
Film Pick &
Place Pad
(-SH: 4 positions
minimum without
-TR; 2 & 3 positions
available with -TR)
(-DH: 4 positions
minimum
without -TR)

“XXX”
= Polarized
Position

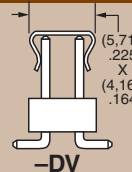
-P

= Plastic Pick & Place Pad
(-DV: 4 positions minimum
without -TR; 2 & 3 positions
available with -TR)
(-SH: 4 positions
minimum without -TR;
2 & 3 positions available
with -TR)
(-DH: 5 positions minimum
without -TR)
(-SV: 4 positions
minimum without -TR;
2 & 3 positions
available with -TR)



-M

= Metal Pick & Place Pad
(4 positions minimum
without -TR)
(2 & 3 positions
available with -TR)
Styles -01 & -04 only
(N/A with -T plating)



-TR

= Tape & Reel Packaging
(-SV = 02-22 positions;
02 & 03 positions only available with -P)
(-DV = 02-28 positions;
02 & 03 positions only available with -M)
(-SH = 02-30 positions;
02 position only available with -P)
(-DH = 02-36 positions;
02 & 03 positions only available with -K
and -P, 04 positions only with -P)

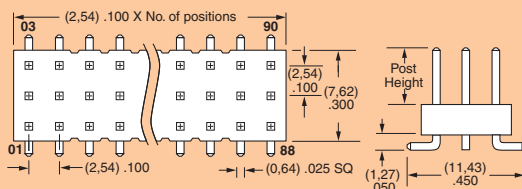
N/A with -MT, -TV or -TM



-TV

= Triple Row Vertical Surface Mount (Style -01 only)

02 thru 30 positions only



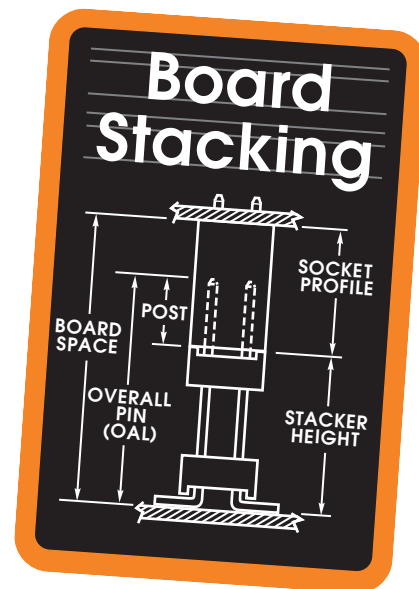
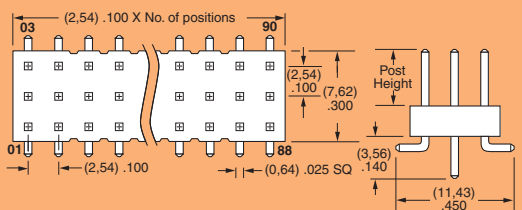
APPLICATION SPECIFIC OPTIONS

Edge Mount and Locking Clips for -SV,
Solder Locks for -DH and Shrouds for -DV.
Call Samtec.

-TM

= Triple Row Vertical Mixed Technology
(Style -01 only)

02 thru 30 positions only



Due to technical progress, all designs, specifications and components are subject to change without notice.

WWW.SAMTEC.COM

SAMTEC USA • Tel: 1-800-SAMTEC-9 or 812-944-6733 • Fax: 812-948-5047

SAMTEC SILICON VALLEY • Tel: 408-395-5900 • Fax: 408-395-1520

SAMTEC UK • Tel: 44 01236 739292 • Fax: 44 01236 727113

SAMTEC GERMANY • Tel: +49 (0) 89/89460-0 • Fax: +49 (0) 89/89460-299

SAMTEC FRANCE • Tel: 33 01 60 95 06 60 • Fax: 33 01 60 95 06 61

SAMTEC ITALY • Tel: 39 039 6890337 • Fax: 39 039 6890315

SAMTEC NORDIC/BALTIC • Tel: +46-84477280 • Fax: +46-87420413

SAMTEC ISRAEL • Tel: 972-3-7526600 • Fax: 972-3-7526690

SAMTEC INDIA • Tel: +91-80-3272 1612 • Fax: +91-80-4152 8187

SAMTEC ASIA PACIFIC • Tel: 65 6745-5955 • Fax: 65 6841-1502

SAMTEC JAPAN • Tel: 045-475-1385 • Fax: 045-475-1340

SAMTEC CHINA • Tel: 86-21-61103766 • Fax: 86-21-5423 4575

SAMTEC TAIWAN • Tel: 886-2-2735-6109 • Fax: 886-2-2735-5036

SAMTEC HONG KONG • Tel: 852-2600-4850 • Fax: 852-2600-4841

SAMTEC KOREA • Tel: 82-31-717-5685 • Fax: 82-31-717-5681

SAMTEC SOUTH AFRICA • Tel: 27 11 452 8112 • Fax: 27 86 6714432

SAMTEC ANZ • Tel: 613 9512 7747 • Fax: 613 9512 7745