

## BLM□□A Series



The BLM□□A Series ferrite beads provide outstanding electrical characteristics in packages as small as 0402. For noise applications covering a wide frequency range.

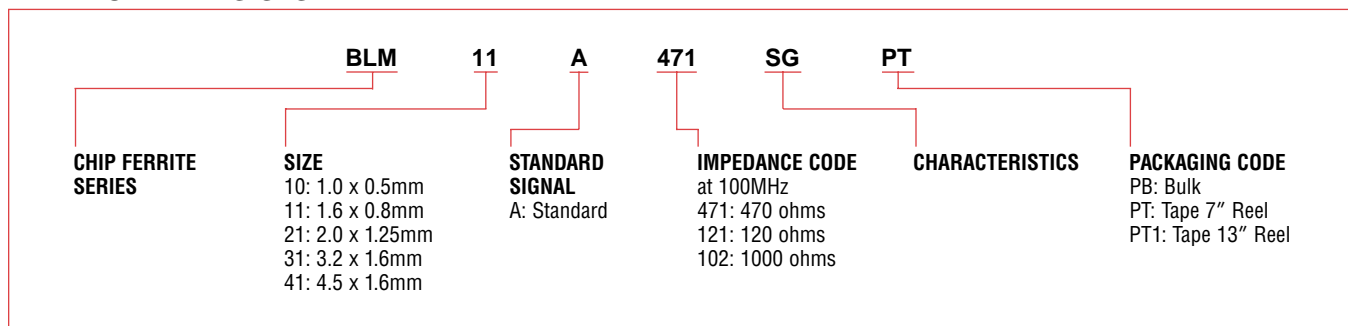
### FEATURES

- Suitable for flow and reflow soldering
- Wide temperature range
- High Z characteristics

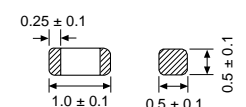
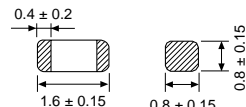
### APPLICATIONS

- I/O ports, DC power lines, and Signal lines

### PART NUMBERING SYSTEM

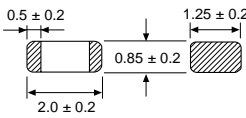
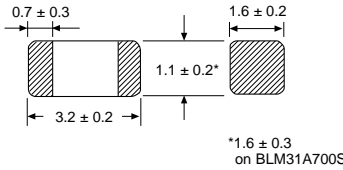
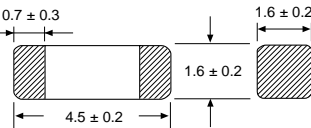


### SPECIFICATIONS

Dimensions: mm	Part Number	Impedance (Ohms) Typ. @ 100MHz	Rated Current (mA)	DCR (Ohms max.)	Operating Temperature Range
<b>0402</b> 	★BLM10A100S	10	500	0.05	-55 ~ +125°C
	★BLM10A700S	70	200	0.40	
	★BLM10A121S	120		0.50	
	★BLM10A221SG	220	100	0.70	
	★BLM10A601SG	600	50	1.10	
	★BLM10A102SG	1000		1.50	
<b>0603</b> 	★BLM11A121S	120	200	0.2	
	★BLM11A151SG	150		0.25	
	★BLM11A221S	220		0.3	
	★BLM11A331SG	330		0.45	
	★BLM11A471SG	470		0.5	
	★BLM11A601S	600			
	★BLM11A102S	1000		100	0.7

\*Available as standard through authorized Murata Electronics Distributors.

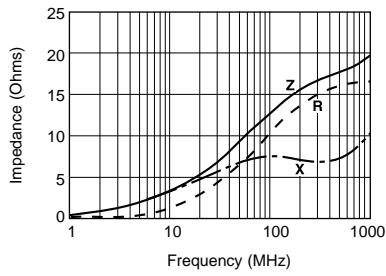
**SPECIFICATIONS**

Dimensions: mm	Part Number	Impedance (Ohms) Typ. @ 100MHz	Rated Current (mA)	DCR (Ohms max.)	Operating Temperature Range
	★BLM21A121F	120	200	0.15	-55 ~ +125°C
	★BLM21A151SG	150		0.15	
	★BLM21A221SG	220		0.20	
	★BLM21A331SG	330		0.25	
	★BLM21A401S	400		0.85	
	★BLM21A471SG	470		0.25	
	★BLM21A601F	600		0.3	
	★BLM21A601R	600	500	0.3	-55 ~ +85°C
	★BLM21A601S	600	200	1.1	-55 ~ +125°C
	★BLM21A102F	1000		0.45	
	★BLM21A102S	1000		0.45	-55 ~ +85°C
		★BLM31A260S	26	500	0.05
★BLM31A700S		70	200	0.15	
★BLM31A601S		600		0.90	
	★BLM41A800S	80	500	0.1	-55 ~ +125°C
	★BLM41A151S	150	200	0.5	

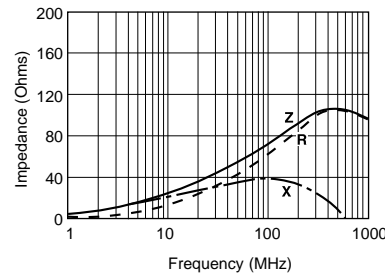
\*Available as standard through authorized Murata Electronics Distributors.

**TYPICAL IMPEDANCE CHARACTERISTICS**

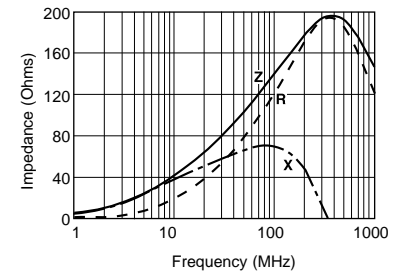
**BLM10A100S**



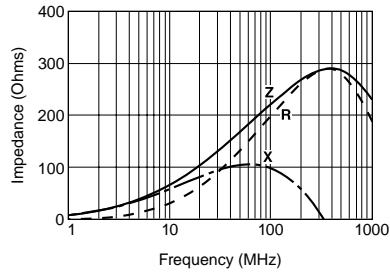
**BLM10A700S**



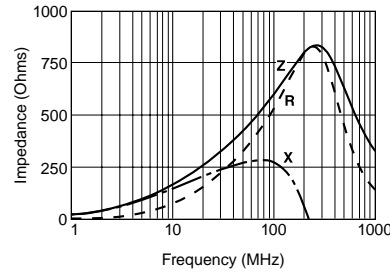
**BLM10A121S**



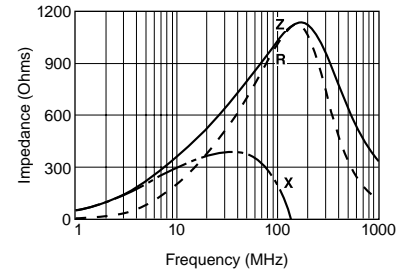
**BLM10A221SG**



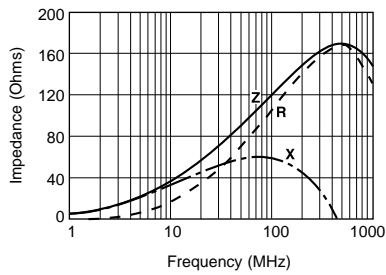
**BLM10A601SG**



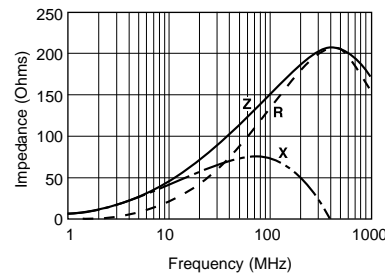
**BLM10A102SG**



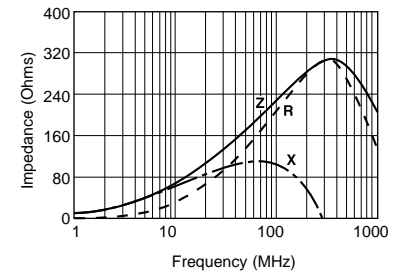
**BLM11A121S**



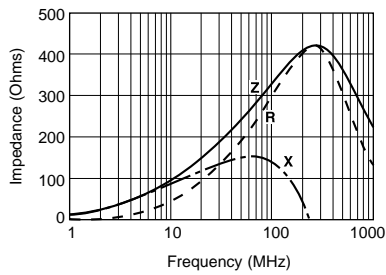
**BLM11A151SG**



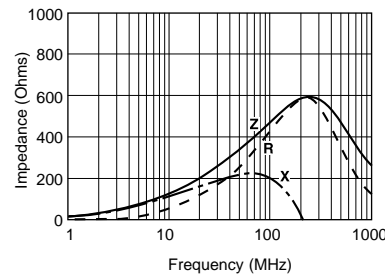
**BLM11A221S**



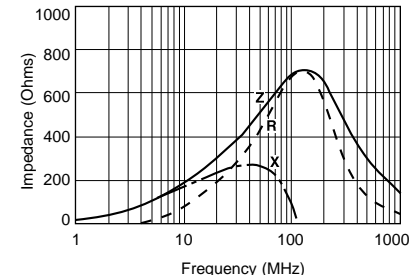
**BLM11A331SG**



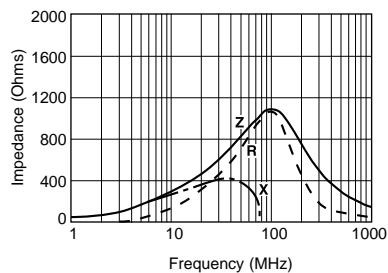
**BLM11A471SG**



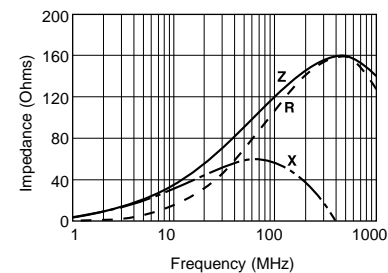
**BLM11A601S**



**BLM11A102S**

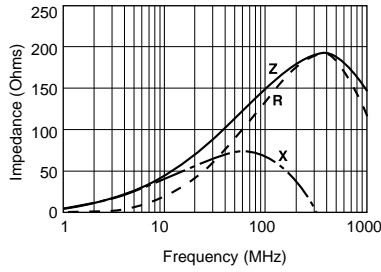


**BLM21A121F**

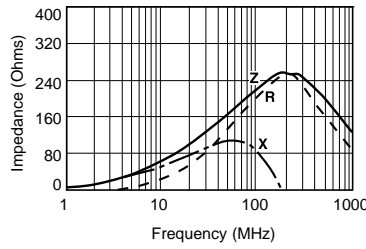


### TYPICAL IMPEDANCE CHARACTERISTICS

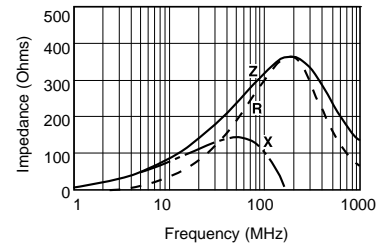
**BLM21A151SG**



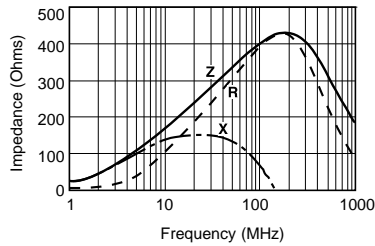
**BLM21A221SG**



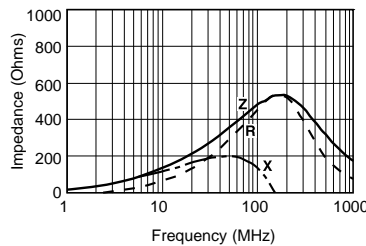
**BLM21A331SG**



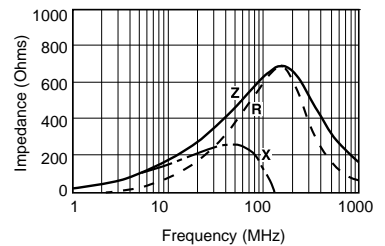
**BLM21A401S**



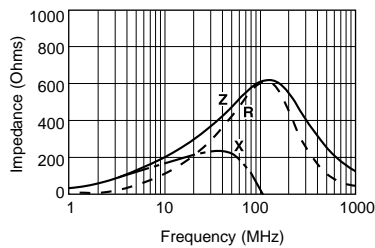
**BLM21A471SG**



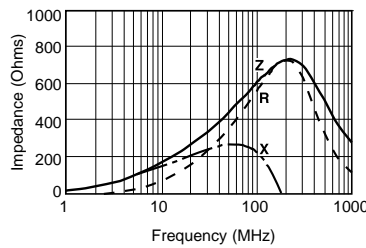
**BLM21A601F**



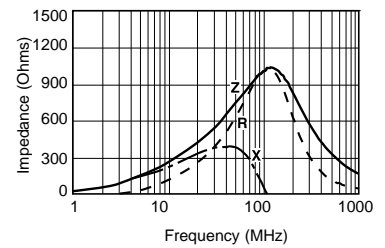
**BLM21A601R**



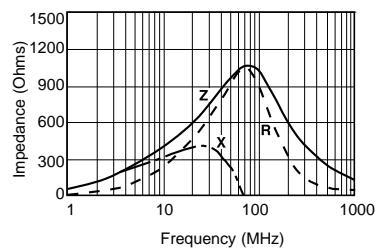
**BLM21A601S**



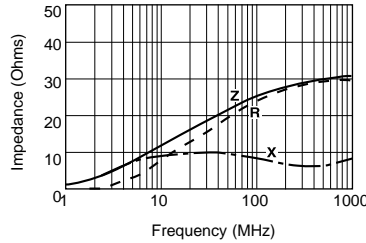
**BLM21A102F**



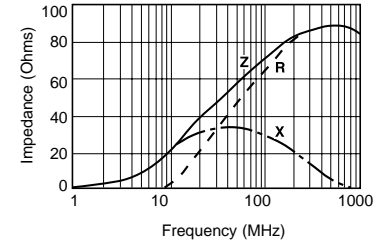
**BLM21A102S**



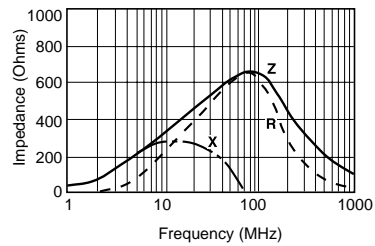
**BLM31A260S**



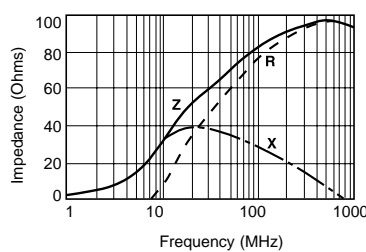
**BLM31A700S**



**BLM31A601S** (For low speed signal line)



**BLM41A800S**



**BLM41A151S**

