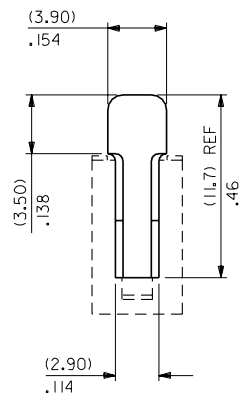
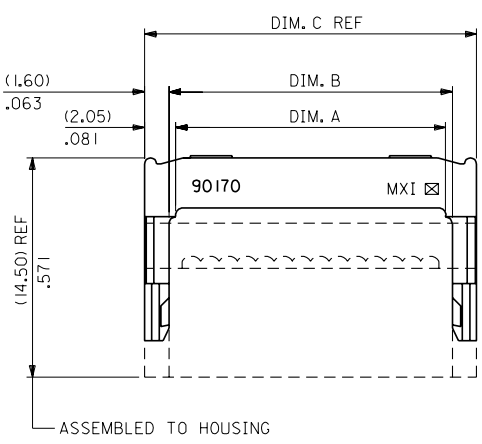



PART NO.  
DWC. REF.  
SEE CHART  
SD-90170



90170-0064	YES	64	(81.81)/3.221	(82.70)/3.256	(85.90)/3.382
-0060	↑	60	(76.73)/3.021	(77.63)/3.056	(80.83)/3.182
-0050		50	(64.03)/2.521	(64.93)/2.556	(63.13)/2.682
-0040		40	(51.33)/2.021	(52.23)/2.056	(55.43)/2.182
-0034		34	(43.71)/1.721	(44.61)/1.756	(47.81)/1.882
-0030		30	(38.63)/1.521	(39.53)/1.556	(42.73)/1.682
-0026		26	(33.55)/1.321	(34.45)/1.356	(37.65)/1.482
-0020		20	(25.93)/1.021	(26.83)/1.056	(30.03)/1.182
-0016		16	(20.85)/.821	(21.75)/.856	(24.95)/.982
-0014	↓	14	(18.31)/.721	(19.21)/.756	(22.41)/.882
90170-0010	YES	10	(13.23)/.521	(14.13)/.556	(17.33)/.682
PART NUMBER	TOOLED	CCTS.	DIM. A (±0.20) ±.008	DIM. B (±0.20) ±.008	DIM. C REF

NOTES

1. MATERIAL: G.F. POLYESTER, 94V-0, COLOUR BLACK .
2. THIS PART MATES WITH HOUSING ASSEMBLIES, SERIES 5320 5321, 52037, 90573 AND 90574 .

FOR PREVIOUS DRAWING ISSUES SEE MRI.

REDRAWN ON CAD ECN E30020 26 AUGUST 1992 SM	REVISIONS	DIMENSIONS SHOWN ( METRIC ) INCH UNLESS OTHERWISE SPECIFIED TOLERANCES: ANGULAR ± 8° INCH ( METRIC ) 3 PLACE ± .008 2 PLACE ± .020 1 PLACE ± .5 DRAFT WHERE APPL (CABLE MUST REMAIN WITHIN DIMENSIONS)	DRWG BY KC
E	LTR	DESIGN DIMENSION (MM) □ IN. EQUIVALENT DIMENSION (SECONDARY) □ (MM) □ IN.	CHK'D BY
		SCALE 4:1	APP'D BY

REVISE ONLY ON CAD SYSTEM		SH.	REV.
CAD/CAM FILENAME SD90170X1 DCW	THIS DRAWING CONTAINS INFORMATION THAT IS PROPRIETARY TO MOLEX INC. & SHOULD NOT BE USED WITHOUT WRITTEN PERMISSION		
TITLE QIK-FLECS, DIN STANDARD LOW PROFILE STRAIN RELIEF			
MOLEX EUROPE		SHEET NO. 1 OF 1	DATE 87/07/17
PART NO. SEE CHART	DWG NO. SD-90170	SIZE B	

7132-1283