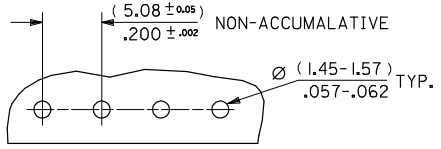
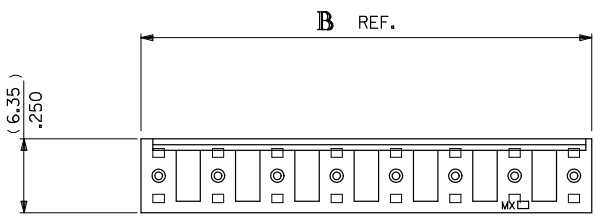
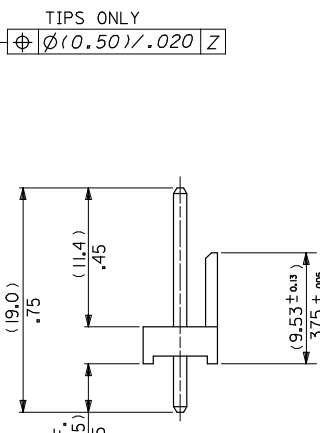
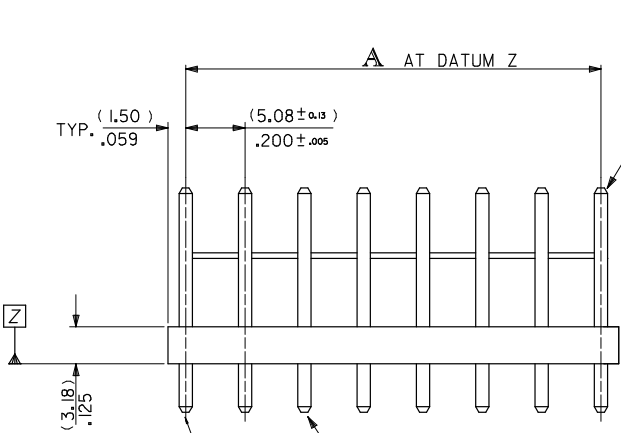


10 9 8 7 6 5 4 3 2 1



RECOMMENDED PCB HOLE DIMENSIONS

No OF CCTS.	DIMn. A	DIMn. B
2	(5.08 ± 0.13) .200 ± .005	(8.08) .318
3	(10.16 ± 0.13) .400 ± .005	(13.16) .518
4	(15.24 ± 0.13) .600 ± .005	(18.24) .718
5	(20.32 ± 0.13) .800 ± .005	(23.32) .918
6	(25.40 ± 0.15) 1.000 ± .006	(28.40) 1.118
7	(30.48 ± 0.18) 1.200 ± .007	(33.48) 1.318
8	(35.56 ± 0.18) 1.400 ± .007	(38.56) 1.518
9	(40.64 ± 0.20) 1.600 ± .008	(43.64) 1.718
10	(45.72 ± 0.20) 1.800 ± .008	(48.72) 1.918
11	(50.80 ± 0.20) 2.000 ± .008	(53.80) 2.118
12	(55.88 ± 0.23) 2.200 ± .009	(58.88) 2.318
13	(60.96 ± 0.23) 2.400 ± .009	(63.96) 2.518
14	(66.04 ± 0.25) 2.600 ± .010	(69.04) 2.718
15	(71.12 ± 0.25) 2.800 ± .010	(74.12) 2.918
16	(76.20 ± 0.25) 3.000 ± .010	(79.20) 3.118
17	(81.28 ± 0.28) 3.200 ± .011	(84.28) 3.318
18	(86.36 ± 0.28) 3.400 ± .011	(89.36) 3.518
19	(91.44 ± 0.30) 3.600 ± .012	(94.44) 3.718
20	(96.52 ± 0.30) 3.800 ± .012	(99.52) 3.918



TIPS ONLY
⊕ Ø(0.50) / .020 Z

TIPS ONLY
⊕ Ø(0.38) / .015 Z

AE-2599M-N**
NO. OF CKTS. VOID CKT. LOCn.
VERSION SEE SHEET 2

- NOTES*
1. WAFER MATERIAL NYLON 6/6, 94V-2. TERMINAL PIN, (1.14) / .045 DIA. - BRASS FOR PLATING SEE CHARTS.
 2. PIN PUSH OUT FORCE (1.36 Kg) / 3 LBS. MIN.
 3. PINS MUST CONFORM TO MOLEX SOLDERABILITY SPEC. ES-152.
 4. RECOMMENDED PCB THICKNESS 1.6MM

ADDED NOTE EIC NO: E2008-0337 DRWN: K. ERMAN CHYD: 2008/02/15 APPR: BMAGUIRE 2008/02/15 AC	QUALITY SYMBOLS ▽=O ▽=O	GENERAL TOLERANCES (UNLESS SPECIFIED)		DIMENSION STYLE MM/IN		SCALE 3:1	DESIGN UNITS METRIC	THIRD ANGLE PROJECTION	
		4 PLACES ± --- ± ---	mm INCH	DRAWN BY MC	DATE 23/02/1988	TITLE WAFER KK (5.08)/.200 CENTRES WITH POLARIZING WALL			
		3 PLACES ± --- ± .010		CHECKED BY DMORIARTY	DATE	MOLEX INCORPORATED			
		2 PLACES ± 0.25 ± .014		APPROVED BY JDENNEHY	DATE	MATERIAL NO. DOCUMENT NO. SHEET NO. SEE CHART SDAE-2599M-N* 1 OF 2			
1 PLACE ± 0.35 ± ---		DRAFT WHERE APPLICABLE MUST REMAIN WITHIN DIMENSIONS		THIS DRAWING CONTAINS INFORMATION THAT IS PROPRIETARY TO MOLEX INCORPORATED AND SHOULD NOT BE USED WITHOUT WRITTEN PERMISSION					

ib_frame_A3_P_ME_T Rev. D 2004/04/02 9 8 7 6 5 4 3 2 1

PART NO. SEE CHART
 ENG. NO. SDAE-2599M-N*

10 9 8 7 6 5 4 3 2 1

No. OF CCTS.
2
3
4
5
6
7
8
9
10
11
12
13
14
15
16
17
18
19
20
PLATING

AE-2599M-NA	
PART No.	ENG. No.
10-08-5021	AE-2599M- 2 A
↑ 5031	↑ 3 A
5041	4 A
5051	5 A
5061	6 A
5071	7 A
5081	8 A
5091	9 A
5101	10 A
5111	11 A
5121	12 A
5131	13 A
5141	14 A
5151	15 A
5161	16 A
5171	17 A
5181	18 A
↓ 5191	↓ 19 A
10-08-5201	AE-2599M- 20 A
(0.0051)/.0002 MIN TIN OVER (0.0025)/.0001 MIN COPPER	

AE-2599M-NAG	
PART No.	ENG. No.
10-45-5021	AE-2599M- 2 AG
↑ 5031	↑ 3 AG
5041	4 AG
5051	5 AG
5061	6 AG
5071	7 AG
5081	8 AG
5091	9 AG
5101	10 AG
5111	11 AG
5121	12 AG
5131	13 AG
5141	14 AG
5151	15 AG
5161	16 AG
5171	17 AG
5181	18 AG
↓ 5191	↓ 19 AG
10-45-5201	AE-2599M- 20 AG
(0.0005)/.00002 MIN GOLD OVER (0.0005)/.00005 MIN NICKEL	

AE-2599M-NA - *			
PART No.	ENG. No.	PART No.	ENG. No.
38-00-0888	AE-2599M- 3 A-1	38-00-7480	AE-2599M- 8 A-5
38-00-7089	↑ 3 A-2	38-00-7486	↑ 8 A-1,5
38-00-7586	3 A-3	38-00-7097	8 A-3,5
38-00-7091	4 A-1,3	38-00-7606	8 A-3,6
38-00-7090	4 A-2	38-00-7598	8 A-5,7
38-00-7092	4 A-3	38-00-7485	8 A-5,8
38-00-4903	4 A-2,3	38-00-8278	08 A-2
38-00-7483	5 A-2	38-00-7660	8 A-3
38-00-7610	5 A-2,4	38-00-7707	8 A-6
38-00-7093	5 A-3	38-00-8277	8 A-7
38-00-7594	5 A-4	38-00-7609	9 A-2
38-00-7487	5 A-5	38-00-7084	9 A-3
38-00-7584	6 A-2	38-00-7585	9 A-4
38-00-7094	6 A-3	38-00-7607	9 A-4,7
38-00-7095	6 A-4	38-00-7098	9 A-5
38-00-7096	6 A-5	38-00-7599	9 A-6
38-00-7100	6 A-4,5	38-00-7670	9 A-7
38-00-7479	6 A-6	38-00-7484	10 A-3
38-00-1208	7 A-2	38-00-4902	10 A-4
38-00-7608	7 A-2,5	38-00-4905	10 A-6
38-00-7481	7 A-3	38-00-7099	11 A-5
38-00-0887	7 A-4	38-00-4900	12 A-2
38-00-7595	7 A-5	38-00-7482	12 A-4
38-00-7596	7 A-6	38-00-4899	12 A-6
38-00-7664	↓ 8 A-3	38-00-4904	12 A-8
38-00-7597	AE-2599M- 8 A-4	38-00-4901	12 A-9
		38-00-7600	12 A-3,10
		38-00-7601	12 A-6,10
		38-00-7709	13 A-4
		38-00-7085	↓ 14 A-4
		38-00-7087	AE-2599M- 17 A-4
(0.0051)/.0002 MIN TIN OVER (0.0025)/.0001 MIN COPPER			

FOR PREVIOUS DRAWING ISSUES SEE MRI.

PART 38-00-8278 & ENG AE-2599M-A2 ADDED
 EC NO. E2004-0350
 DRWN: PSHEAHAN 03/10/16
 CHK: / / / / /
 APPR: / / / / /
 REV: / / / / /

QUALITY SYMBOLS MAJOR CRITICAL C	GENERAL TOLERANCES: (UNLESS SPECIFIED)	SCALE	DESIGN UNITS	THIRD ANGLE PROJECTION	DIMENSIONS:	SHT	REV
	mm INCH	mm INCH	mm INCH	mm INCH	mm INCH	mm ONLY	REVISE ON CAD ONLY
4 PLACES ±0. ±.	3 PLACES ±0. ±.	2 PLACES ±0. ±.	1 PLACE ±0. ±.	ANGULAR: ± °	DRAWN BY & DATE MC 23/02/88		TITLE: WAFFER, KK (5.08)/.200 CENTRES WITH POLARISING WALL
DRAFT WHERE APPLICABLE MUST REMAIN WITHIN DIMENSIONS		APPROVED BY & DATE		MATERIAL NO. SEE CHART		DRAWING NO. SDAE-2599M-N*	
THIS DRAWING CONTAINS INFORMATION THAT IS PROPRIETARY TO MOLEX INCORPORATED AND SHOULD NOT BE USED WITHOUT WRITTEN PERMISSION.		CAD FILENAME SA2599MX2.DGN		MOLEX INCORPORATED		SHEET NO. 20F	
						SIZE B	

7132-1283 10 9 8 7 6 5 4 3 2 1