

KPA-3010EC	HIGHEFFICIENCYRED
KPA-3010SGC	SUPERBRIGHTGREEN
KPA-3010YC	YELLOW

Features

- 3.0mmx1.0mm SMTLED, 2.0mm THICKNESS.
- LOW POWER CONSUMPTION.
- WIDE VIEWING ANGLE.
- IDEAL FOR BACKLIGHT AND INDICATOR.
- VARIOUS COLORS AND LENS TYPES AVAILABLE.
- PACKAGE : 2000PCS / REEL.

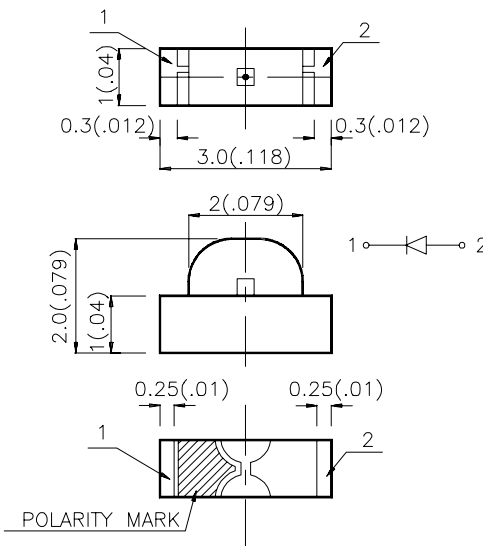
Description

The High Efficiency Red source color devices are made with Gallium Arsenide Phosphide on Gallium Phosphide Orange Light Emitting Diode.

The Super Bright Green source color devices are made with Gallium Phosphide Green Light Emitting Diode.

The Yellow source color devices are made with Gallium Arsenide Phosphide on Gallium Phosphide Yellow Light Emitting Diode.

Package Dimensions



Notes:

1. All dimensions are in millimeters (inches).
2. Tolerance is ± 0.15 (0.006") unless otherwise noted.
3. Lead spacing is measured where the lead emerge package.
4. Specifications are subject to change without notice.

Selection Guide

Part No.	Dice	Lens Type	I _v (mcd) @ 20 mA		Viewing Angle
			Min.	Typ.	2θ1/2
KPA-3010EC	HIGH EFFICIENCY RED(GaAsP/GaP)	WATER CLEAR	5	12	120°
KPA-3010SGC	SUPER BRIGHT GREEN (GaP)	WATER CLEAR	3	12	120°
KPA-3010YC	YELLOW (GaAsP/GaP)	WATER CLEAR	3	5	120°

Note:

1. θ1/2 is the angle from optical centerline where the luminous intensity is 1/2 the optical centerline value.

Electrical / Optical Characteristics at T_A=25°C

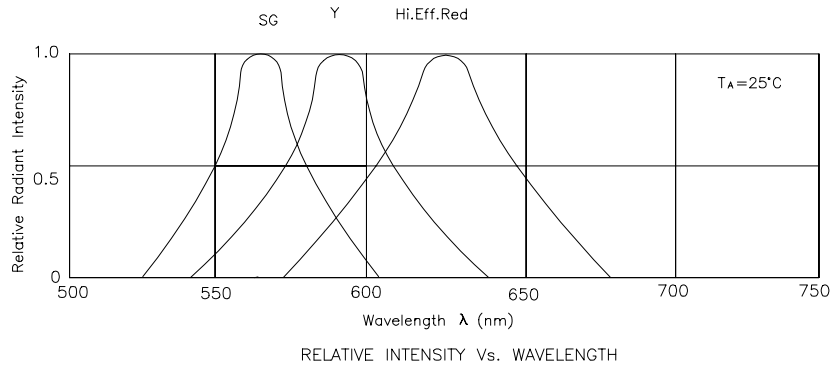
Symbol	Parameter	Device	Typ.	Max.	Units	Test Conditions
λ _{peak}	Peak Wavelength	High Efficiency Red Super Bright Green Yellow	627 565 590		nm	I _F =20mA
λ _D	Dominate Wavelength	High Efficiency Red Super Bright Green Yellow	625 568 588		nm	I _F =20mA
Δλ _{1/2}	Spectral Line Halfwidth	High Efficiency Red Super Bright Green Yellow	45 30 35		nm	I _F =20mA
C	Capacitance	High Efficiency Red Super Bright Green Yellow	15 15 20		pF	V _F =0V;f=1MHz
V _F	Forward Voltage	High Efficiency Red Super Bright Green Yellow	2.0 2.2 2.1	2.5 2.5 2.5	V	I _F =20mA
I _R	Reverse Current	High Efficiency Red Super Bright Green Yellow		10	μA	V _R = 5V

Absolute Maximum Ratings at T_A=25°C

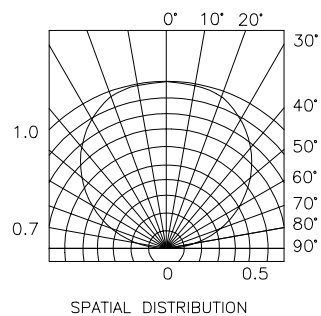
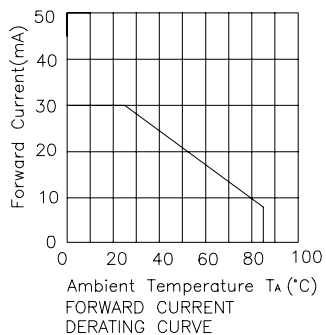
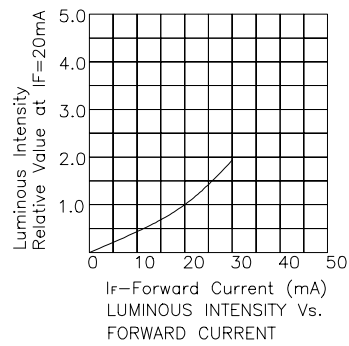
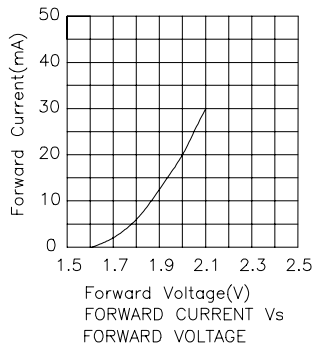
Parameter	High Efficiency Red	Super Bright Green	Yellow	Units
Power dissipation	105	105	105	mW
DC Forward Current	30	25	30	mA
Peak Forward Current [1]	160	140	140	mA
Reverse Voltage	5	5	5	V
Operating/Storage Temperature	-40°C To +85°C			

Note:

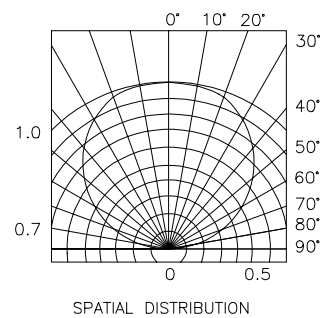
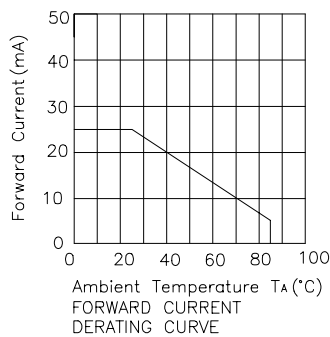
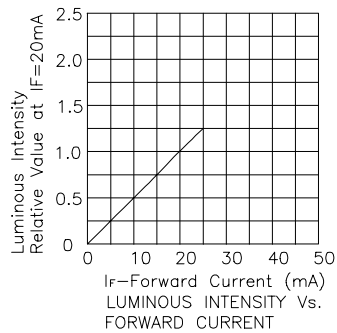
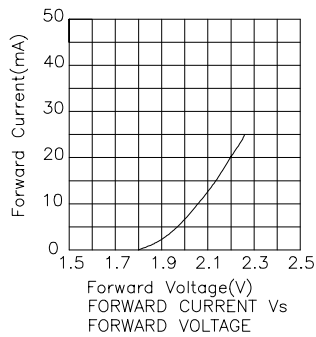
1. 1/10 Duty Cycle, 0.1ms Pulse Width.



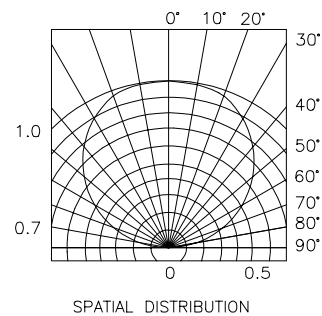
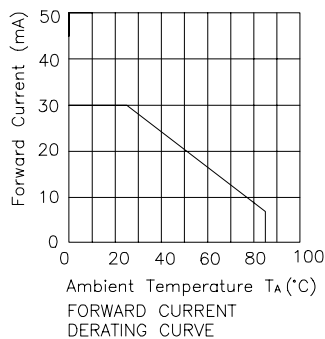
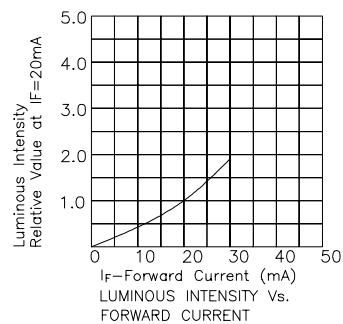
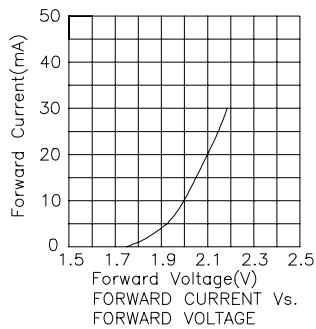
High Efficiency Red KPA-3010EC



Super Bright Green KPA-3010SGC

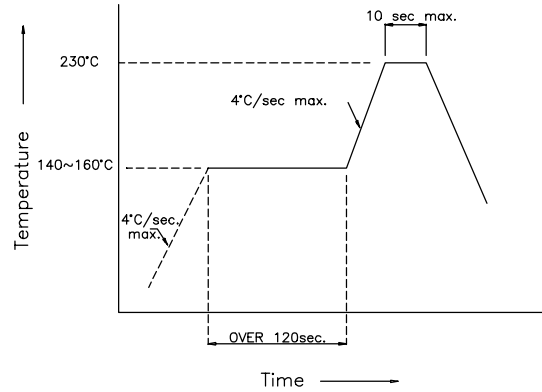


Yellow KPA3010YC

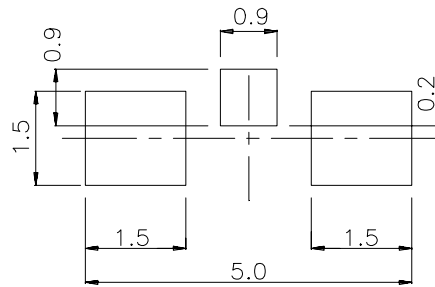


KPA-3010EC, KPA-3010SGC, KPA-3010YC SMT Reflow Soldering Instructions

Number of reflow process shall be less than 2 times and cooling process to normal temperature is required between first and second soldering process.



Recommended Soldering Pattern (Units : mm)



Tape Specifications (Units : mm)

