

POWER RELAY

1 POLE - 16A LOW PROFILE TYPE

FTR-K1 Series

RoHS Compliant

■ FEATURES

- Low profile (height: 15.7mm)
- HIGH ISOLATION5
Insulation Distance (between coil and contacts: 10mm min.)
Dielectric strength: 5KV
Surge strength: 10KV
- Class F coil
- UL, Flammability 94V-0
- Cadmium free contacts
- SAFETY STANDARDS
UL, CSA, VDE, SEMKO approved
UL, CSA TV-5 rating approved
- RoHS Compliant since production



■ ORDERING INFORMATION

[Example] FTR-K1 C K 005 W - **
 (a) (b) (c) (d) (e) (f)

(a)	Series Name	FTR-K1: FTR-K1 Series
(b)	Contact Arrangement	A : 1 form A (SPST-NO) C : 1 form C (SPDT) (standard type "K" only)
(c)	Coil Type / Enclosure	K : Standard (400 mW) / Flux free (16 A, 12A contacts only) L : High Sensitive (250 mW)/ Flux free (10A, contacts only)
(d)	Nominal Voltage	005 : 5 VDC, 006 : 6VDC, 009 : 9VDC 012 : 12VDC 018 : 18 VDC (standard type only) 022 : 022VDC (standard type only), 024 : 24VDC, 048 : 48VDC
(e)	Contact Material / TV type	W : AgSnO2 T : AgSnO2 / TV-5 rated (1form A 16A type only)
(f)	Contact rated / Terminal pitch/ Temperature range	Nil : 16A/5.0mm/-40 to +85°C (standard type "K" only) -MA : 12A/3.5mm/-40 to +85°C (standard type "K" only) -LA : 10A/3.5mm/-40 to +85°C (high sensitive "L" only) -LB : 10A/5.0mm/-40 to +105°C (high sensitive type "L" only)

Actual marking does not carry the type name : "FTR"

E.g.: Ordering code: FTR-K1CK012W

Actual marking: K1CK012W

■ SAFETY STANDARD AND FILE NUMBERS

UL508, 873 (File No. E63614)

C22.2 No.1and No. 14 (File No. LR40304)

VDE 0435, 0631, 0700, 0860

SEMKO EN 610558-I, 61095

Type	Nominal Voltage	Contact Rating
FTR-K1 16A type	5 to 48 VDC	1/2 HP 125VAC/ 1HP 277VAC 16A 277VAC/24VDC resistive Pilot duty B300
FTR-K1 10A type	5 to 48 VDC	1/3 HP 125VAC/ 1/2HP 277VAC 10A 277VAC/24VDC resistive Pilot duty B300
FTR-K1 TV-5	5 to 48 VDC	TV-5 120VAC 1/2 HP 125VAC/ 1HP 277VAC 16A 277VAC/24VDC resistive Pilot duty A300

FTR-K1 SERIES

■ SPECIFICATIONS

Item		FTR-K1CK () W (Standard)	FTR-K1AK () T (Standard)	FTR-K1AL () W-LB (High sensitive)	
Contact	Arrangement	1 form C	1 form A		
	Material	Silver alloy			
	Resistance (initial)	Maximum 100mΩ (at 1A 6VDC)			
	Rating	16A, 250VAC/24VDC		10A 250VAC	
	Maximum Carrying Current	16A		10A	
	Maximum Switching Rating	4,000VA / 384W		2,500VAC	
	Maximum Switching Voltage	440VAC / 300VDC		440 VAC	
	Minimum Switching Load*1	10mA 5VDC			
	Maximum Switching Current	16A		10A	
	Minimum Inrush Current	---	120VAC 78A(TV5)		---
Coil	Power	400 mW		250 mW	
	Operating Temperature	-40° C to +85° C (no frost)		-40° C to +105° C (no frost)	
Time Value	Operate Time (without diode)	Maximum 15ms (at nominal voltage, no bounce)			
	Release Time (without diode)	Maximum 5ms (at nominal voltage, no bounce)			
Insulation	Resistance (at 500VDC)		Minimum 1,000 Mohms		
	Dielectric Strength	Between open contacts	1,000 VAC 1 minute		
		Between coil and contacts	5,000 VAC 1 minute		
	Surge Strength		10,000V (at 1.2 x 50 micro sec.)		
Life	Mechanical		20 x 10 ⁶ operations minimum		
	Electrical	AC contact rating	50 x 10 ³ ops. minimum	100 x 10 ³ ops. minimum	150 x 10 ³ ops. min. (at 105 degrees)
		DC contact rating	30 x 10 ³ ops. min.	100 x 10 ³ ops. min.	---
		Lamp load (TV-5)	---	25 x 10 ³ ops. min.	---
Other	Vibration Resistance	Misoperation	10 to 500 Hz, 5gn (double amplitude of 0.35mm) 10 to 55 Hz at double amplitude of 0.7mm		
		Endurance	10-55 Hz, (double amplitude of 1.5mm)		
	Shock Resistance	Misoperation	Min. 100m/s ² (11±1ms)		
		Endurance	Min. 1,000m/s ² (6±1ms)		
	Weight		Approximately 13g		

*1 Minimum switching loads mentioned above are reference values. Please perform the confirmation test with the actual load before production since reference values may vary according to switching frequencies, environmental conditions and expected reliability levels.

FTR-K1 SERIES

■ SPECIFICATIONS

Item		FTR-K1CK () W-MA (Standard)	FTR-K1AK () W-MA (Standard)	FTR-K1AL () W-LA (High sensitive)
Contact	Arrangement	1 form C	1 form A	
	Material	Silver alloy		
	Resistance (initial)	Maximum 100mΩ (at 1A 6VDC)		
	Rating	12A, 250VAC/24VDC		10A 250VAC
	Maximum Carrying Current	14A		10A
	Maximum Switching Rating	3,000VA / 288W		2,500VAC
	Maximum Switching Voltage	440VAC / 300VDC		440 VAC
	Minimum Switching Load*1	10mA 5VDC		
	Maximum Switching Current	12A		10A
	Minimum Inrush Current	---	---	---
Coil	Operating Temperature	-40° C to +85° C (no frost)		
Time Value	Operate Time (without diode)	Maximum 15ms (at nominal voltage, no bounce)		
	Release Time (without diode)	Maximum 5ms (at nominal voltage, no bounce)		
Insulation	Resistance (at 500VDC)	Minimum 1,000 Mohms		
	Dielectric Strength	Between open contacts	1,000 VAC 1 minute	
		Between coil and contacts	5,000 VAC 1 minute	
	Surge Strength	10,000V (at 1.2 x 50 micro sec.)		
Life	Mechanical	20 x 10 ⁶ operations minimum		
	Electrical	AC contact rating	100 x 10 ³ ops. minimum	100 x 10 ³ ops. min.
		DC contact rating	100 x 10 ³ ops. min.	
		Lamp load (TV-5)	---	---
Other	Vibration Resistance	Misoperation	10 to 500 Hz, 5gn (double amplitude of 0.35mm) 10 to 55 Hz at double amplitude of 0.7mm	
		Endurance	10-55 Hz, (double amplitude of 1.5mm)	
	Shock Resistance	Misoperation	Min. 100m/s ² (11±1ms)	
		Endurance	Min. 1,000m/s ² (6±1ms)	
	Weight	Approximately 13g		

FTR-K1 SERIES

■ COIL DATA CHART

Standard type (type K)

Model		Nominal Voltage	Coil Resistance (± 10%)	Must Operate Voltage	Must Release Voltage	Nominal Power
Standard	TV-5					
FTR-K1CK005W	FTR-K1AK005T	5VDC	62 Ω	3.5VDC	0.5VDC	400mW
FTR-K1CK006W	FTR-K1AK006T	6VDC	90 Ω	4.2VDC	0.6VDC	400mW
FTR-K1CK009W	FTR-K1AK009T	9VDC	202 Ω	6.3VDC	0.9VDC	400mW
FTR-K1CK012W	FTR-K1AK012T	12VDC	360 Ω	8.4VDC	1.2VDC	400mW
FTR-K1CK018W	FTR-K1AK018T	18 VDC	810 Ω	12.6 VDC	1.8 VDC	400mW
FTR-K1CK022W	FTR-K1AK022T	22VDC	1,210 Ω	15.4VDC	2.2VDC	400mW
FTR-K1CK024W	FTR-K1AK024T	24VDC	1,440 Ω	16.8VDC	2.4VDC	400mW
FTR-K1CK028W	FTR-K1AK028T	28VDC	1,960 Ω	19.6VDC	2.8VDC	400mW
FTR-K1CK048W	FTR-K1AK048T	48VDC	5,360 Ω	33.6VDC	4.8VDC	430mW

High sensitive type (type L)

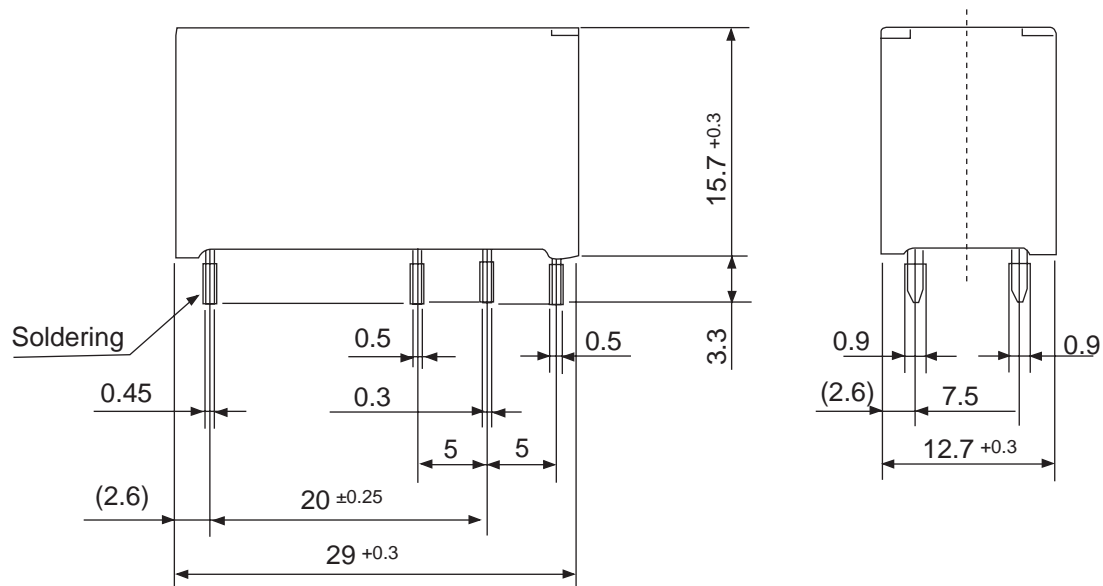
Model	Nominal Voltage	Coil Resistance (± 10%)	Must Operate Voltage	Must Release Voltage	Nominal Power
High sensitive type (type L)					
FTR-K1AL005W-LB	5VDC	100 Ω	3.75VDC	0.5VDC	250mW
FTR-K1AL006W-LB	6VDC	145 Ω	4.5VDC	0.6VDC	250mW
FTR-K1AL009W-LB	9VDC	325 Ω	6.75VDC	0.9VDC	250mW
FTR-K1AL012W-LB	12VDC	575 Ω	9VDC	1.2VDC	250mW
FTR-K1AL018W-LB	18VDC	1,300 Ω	13.5VDC	1.8VDC	250mW
FTR-K1AL024W-LB	24VDC	2,310 Ω	18VDC	2.4VDC	250mW
FTR-K1AL048W-LB	48VDC	9,216 Ω	36VDC	4.8VDC	250mW

Note: All values in the table are measured at 20°C.

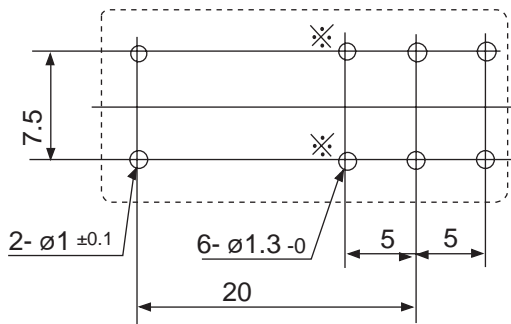
FTR-K1 SERIES

■ DIMENSIONS

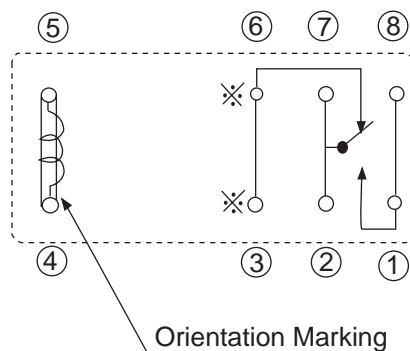
FTR-K1CK () W / FTR-K1AK () T / FTR-K1AL () W-LB



● PC Board mounting hole layout (BOTTOM VIEW)



● Schematics (BOTTOM VIEW)



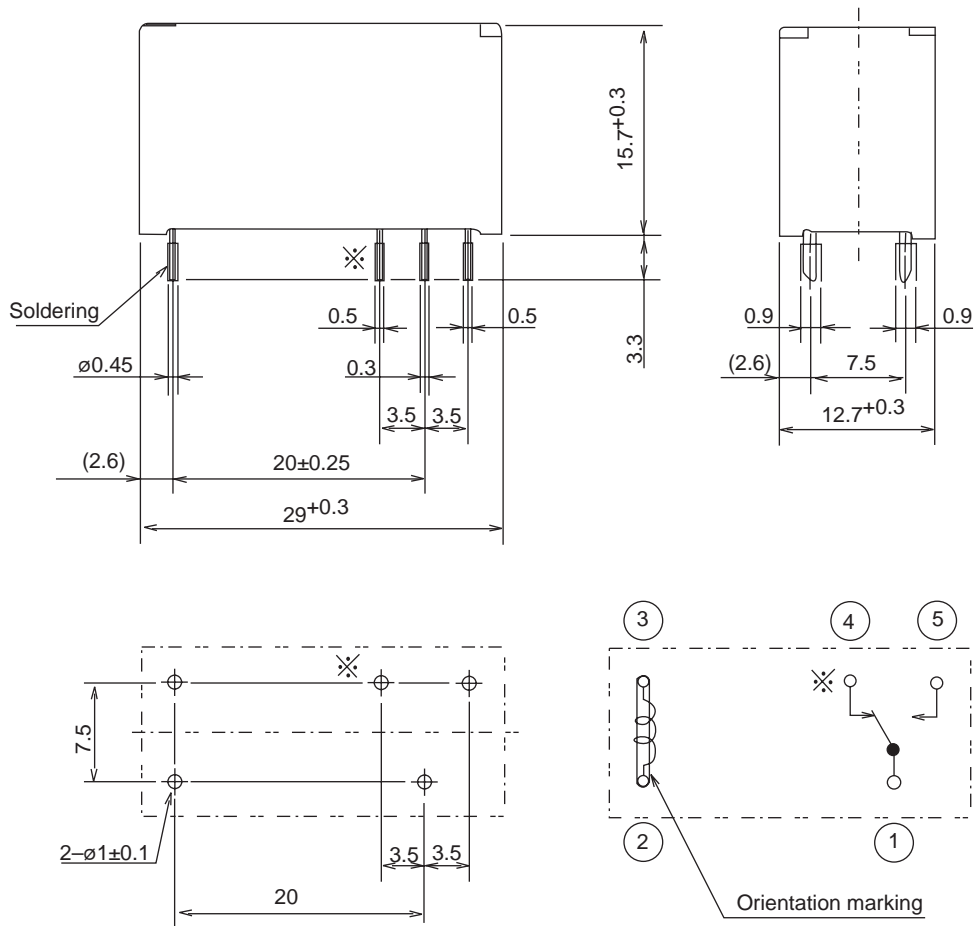
Note: In case of 1 form A, there is no "Stationary contact arm (NC)" (※).

Unit: mm

FTR-K1 SERIES

■ DIMENSIONS

FTR-K1CK () W-MA / FTR-K1AK () W-MA / FTR-K1AL () W-LA



Note: In case of 1 form A, there is no "Stationary contact arm (NC)" (※).

Unit: mm

Fujitsu Components International Headquarter Offices

Japan

Fujitsu Component Limited
Gotanda-Chuo Building
3-5, Higashigotanda 2-chome, Shinagawa-ku
Tokyo 141, Japan
Tel: (81-3) 5449-7010
Fax: (81-3) 5449-2626
Email: promothq@ft.ed.fujitsu.com
Web: www.fcl.fujitsu.com

North and South America

Fujitsu Components America, Inc.
250 E. Caribbean Drive
Sunnyvale, CA 94089 U.S.A.
Tel: (1-408) 745-4900
Fax: (1-408) 745-4970
Email: marcom@fcai.fujitsu.com
Web: www.fcai.fujitsu.com

Europe

Fujitsu Components Europe B.V.
Diamantlaan 25
2132 WV Hoofddorp
Netherlands
Tel: (31-23) 5560910
Fax: (31-23) 5560950
Email: info@fceu.fujitsu.com
Web: www.fceu.fujitsu.com

Asia Pacific

Fujitsu Components Asia Ltd.
102E Pasir Panjang Road
#04-01 Citilink Warehouse Complex
Singapore 118529
Tel: (65) 6375-8560
Fax: (65) 6273-3021
Email: fcal@fcal.fujitsu.com
www.fcal.fujitsu.com

© 2005 Fujitsu Components America, Inc. All company and product names are trademarks or registered trademarks of their respective owners. Rev. 07/28/2005.