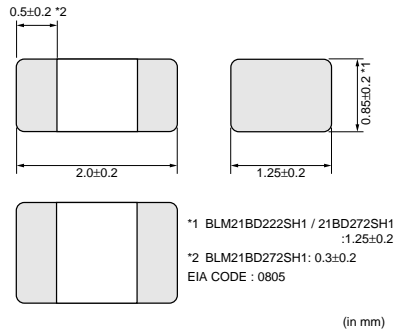


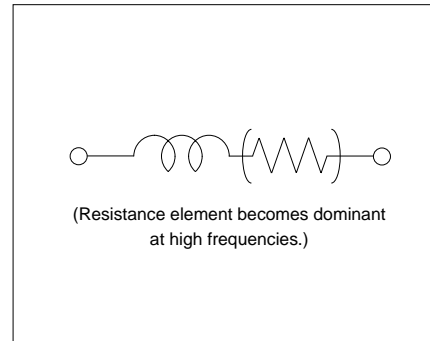
# For Automotive Chip Ferrite Beads for Automotive

## BLM21B Series (0805 Size)

### Dimension



### Equivalent Circuit



### Packaging

Code	Packaging	Minimum Quantity
D	180mm Paper Tape	4000
J	330mm Paper Tape	10000
B	Bulk(Bag)	1000

• Only applied to BLM21BD222SH1/21BD272SH1

Code	Packaging	Minimum Quantity
L	180mm Plastic Tape	3000
K	330mm Plastic Tape	10000
B	Bulk(Bag)	1000

### Rated Value (□: packaging code)

Part Number	Impedance (at 100MHz/20°C)	Impedance (at 1GHz/20°C)	Rated Current	DC Resistance(max.)	Operating Temperature Range	Number of Circuits
BLM21BB050SH1□	5ohm±25%	-	500mA	0.07ohm	-55°C to +125°C	1
BLM21BB600SH1□	60ohm±25%	-	200mA	0.20ohm	-55°C to +125°C	1
BLM21BB750SH1□	75ohm±25%	-	200mA	0.25ohm	-55°C to +125°C	1
BLM21BB121SH1□	120ohm±25%	-	200mA	0.25ohm	-55°C to +125°C	1
BLM21BD121SH1□	120ohm±25%	-	200mA	0.25ohm	-55°C to +125°C	1
BLM21BB151SH1□	150ohm±25%	-	200mA	0.25ohm	-55°C to +125°C	1
BLM21BD151SH1□	150ohm±25%	-	200mA	0.25ohm	-55°C to +125°C	1
BLM21BB201SH1□	200ohm±25%	-	200mA	0.35ohm	-55°C to +125°C	1
BLM21BB221SH1□	220ohm±25%	-	200mA	0.35ohm	-55°C to +125°C	1
BLM21BD221SH1□	220ohm±25%	-	200mA	0.25ohm	-55°C to +125°C	1
BLM21BB331SH1□	330ohm±25%	-	200mA	0.40ohm	-55°C to +125°C	1
BLM21BD331SH1□	330ohm±25%	-	200mA	0.30ohm	-55°C to +125°C	1
BLM21BD421SH1□	420ohm±25%	-	200mA	0.30ohm	-55°C to +125°C	1
BLM21BB471SH1□	470ohm±25%	-	200mA	0.45ohm	-55°C to +125°C	1
BLM21BD471SH1□	470ohm±25%	-	200mA	0.35ohm	-55°C to +125°C	1
BLM21BD601SH1□	600ohm±25%	-	200mA	0.35ohm	-55°C to +125°C	1
BLM21BD751SH1□	750ohm±25%	-	200mA	0.40ohm	-55°C to +125°C	1
BLM21BD102SH1□	1000ohm±25%	-	200mA	0.40ohm	-55°C to +125°C	1
BLM21BD152SH1□	1500ohm±25%	-	200mA	0.45ohm	-55°C to +125°C	1

Continued on the following page. [↗](#)

● This data sheet is applied for CHIP FERRITE BEAD used for Automotive Electronics equipment for your design.

### Note:

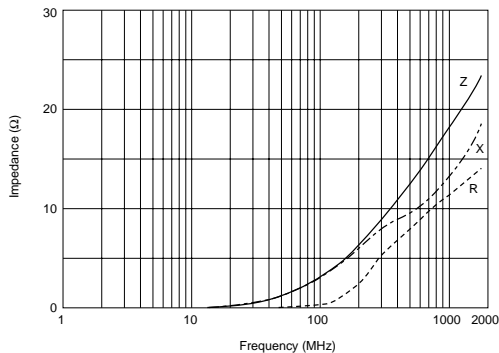
- This datasheet is downloaded from the website of Murata Manufacturing Co., Ltd. Therefore, its specifications are subject to change or our products in it may be discontinued without advance notice. Please check with our sales representatives or product engineers before ordering.
- This datasheet has only typical specifications because there is no space for detailed specifications. Therefore, please approve our product specifications or transact the approval sheet for product specifications before ordering.

Continued from the preceding page.

Part Number	Impedance (at 100MHz/20°C)	Impedance (at 1GHz/20°C)	Rated Current	DC Resistance(max.)	Operating Temperature Range	Number of Circuits
<b>BLM21BD182SH1</b> □	1800ohm±25%	-	200mA	0.50ohm	-55°C to +125°C	1
<b>BLM21BD222TH1</b> □	2200ohm±25%	-	200mA	0.60ohm	-55°C to +125°C	1
<b>BLM21BD222SH1</b> □	2250ohm(Typ.)	-	200mA	0.60ohm	-55°C to +125°C	1
<b>BLM21BD272SH1</b> □	2700ohm±25%	-	200mA	0.80ohm	-55°C to +125°C	1

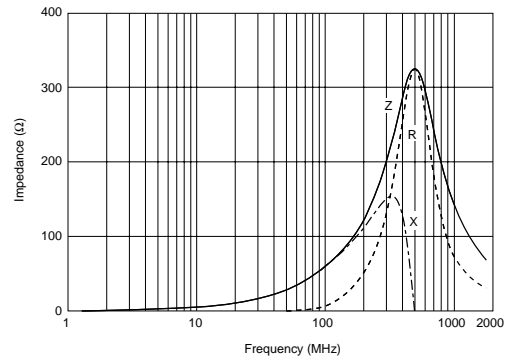
### ■ Impedance-Frequency Characteristics

**BLM21BB050SH1**



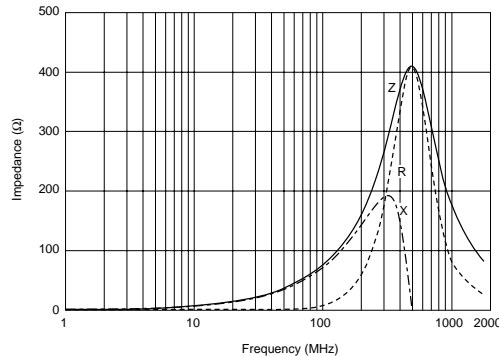
### ■ Impedance-Frequency Characteristics

**BLM21BB600SH1**



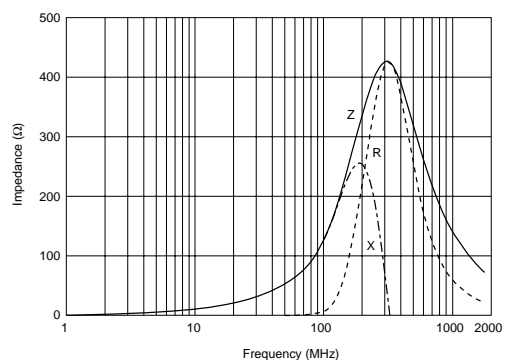
### ■ Impedance-Frequency Characteristics

**BLM21BB750SH1**



### ■ Impedance-Frequency Characteristics

**BLM21BB121SH1**



Continued on the following page.

● This data sheet is applied for CHIP FERRITE BEAD used for Automotive Electronics equipment for your design.

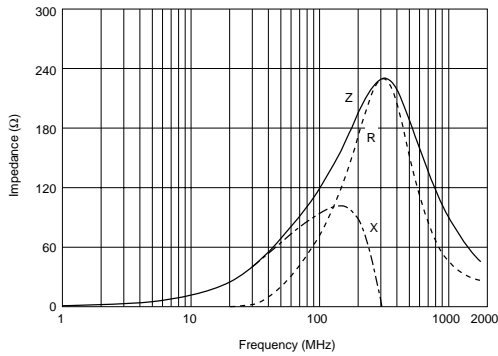
#### ⚠ Note:

1. This datasheet is downloaded from the website of Murata Manufacturing co., Ltd. Therefore, it's specifications are subject to change or our products in it may be discontinued without advance notice. Please check with our sales representatives or product engineers before ordering.
2. This datasheet has only typical specifications because there is no space for detailed specifications. Therefore, please approve our product specifications or transact the approval sheet for product specifications before ordering.

Continued from the preceding page.

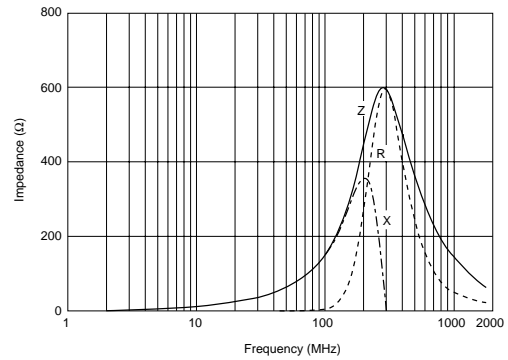
**Impedance-Frequency Characteristics**

**BLM21BD121SH1**



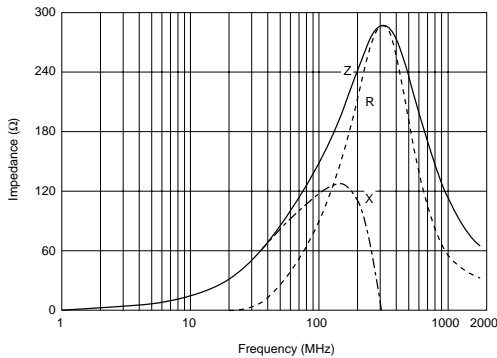
**Impedance-Frequency Characteristics**

**BLM21BB151SH1**



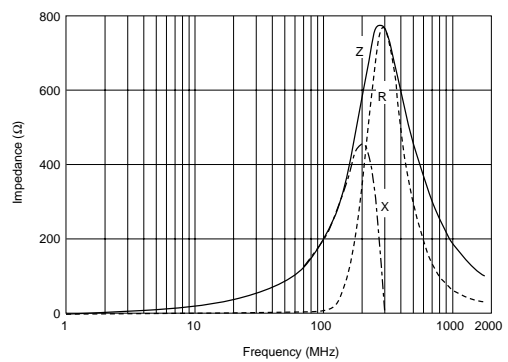
**Impedance-Frequency Characteristics**

**BLM21BD151SH1**



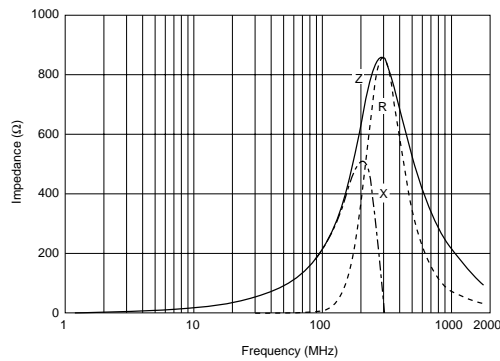
**Impedance-Frequency Characteristics**

**BLM21BB201SH1**



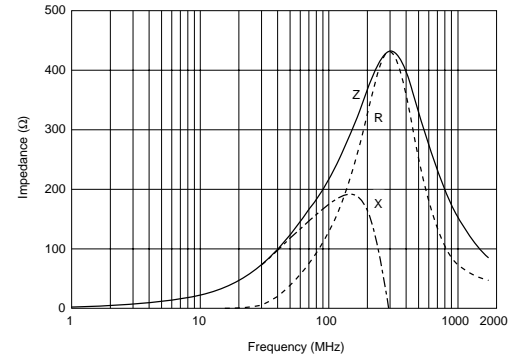
**Impedance-Frequency Characteristics**

**BLM21BB221SH1**



**Impedance-Frequency Characteristics**

**BLM21BD221SH1**



Continued on the following page. ↗

● This data sheet is applied for CHIP FERRITE BEAD used for Automotive Electronics equipment for your design.

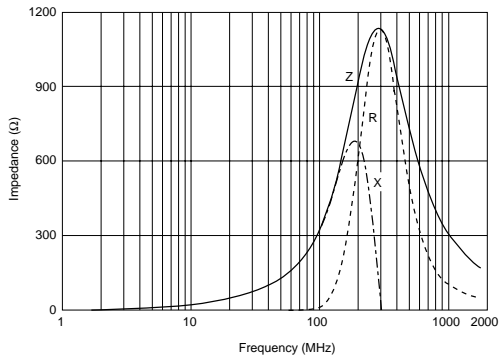
**Note:**

1. This datasheet is downloaded from the website of Murata Manufacturing co., Ltd. Therefore, it's specifications are subject to change or our products in it may be discontinued without advance notice. Please check with our sales representatives or product engineers before ordering.
2. This datasheet has only typical specifications because there is no space for detailed specifications. Therefore, please approve our product specifications or transact the approval sheet for product specifications before ordering.

Continued from the preceding page.

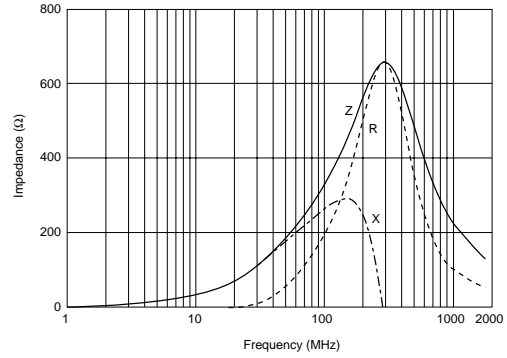
**Impedance-Frequency Characteristics**

**BLM21BB331SH1**



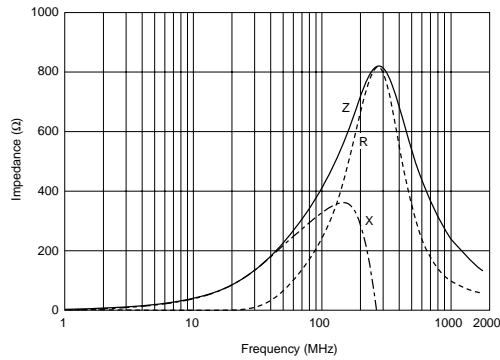
**Impedance-Frequency Characteristics**

**BLM21BD331SH1**



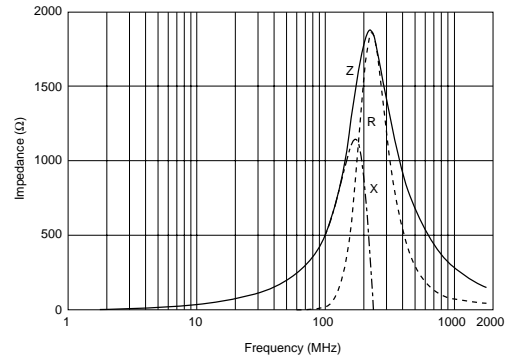
**Impedance-Frequency Characteristics**

**BLM21BD421SH1**



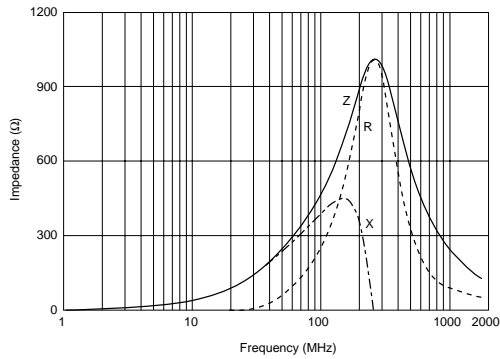
**Impedance-Frequency Characteristics**

**BLM21BB471SH1**



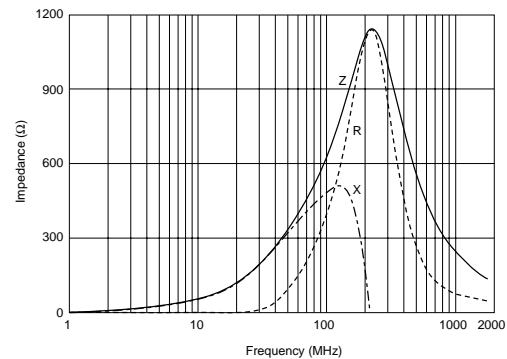
**Impedance-Frequency Characteristics**

**BLM21BD471SH1**



**Impedance-Frequency Characteristics**

**BLM21BD601SH1**



Continued on the following page. ↗

● This data sheet is applied for CHIP FERRITE BEAD used for Automotive Electronics equipment for your design.

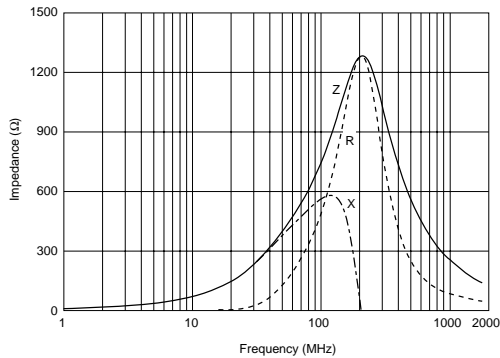
**Note:**

1. This datasheet is downloaded from the website of Murata Manufacturing co., Ltd. Therefore, it's specifications are subject to change or our products in it may be discontinued without advance notice. Please check with our sales representatives or product engineers before ordering.
2. This datasheet has only typical specifications because there is no space for detailed specifications. Therefore, please approve our product specifications or transact the approval sheet for product specifications before ordering.

Continued from the preceding page.

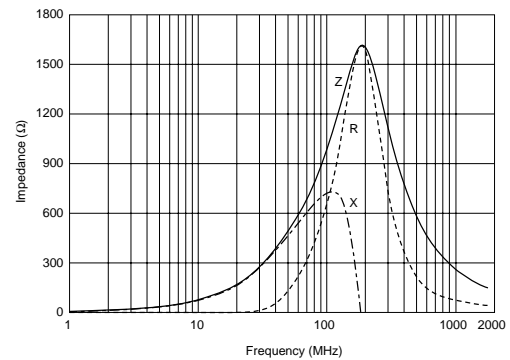
### Impedance-Frequency Characteristics

BLM21BD751SH1



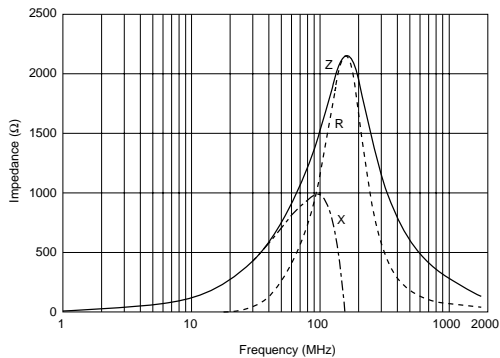
### Impedance-Frequency Characteristics

BLM21BD102SH1



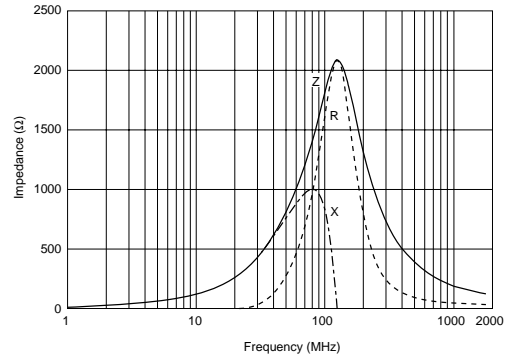
### Impedance-Frequency Characteristics

BLM21BD152SH1



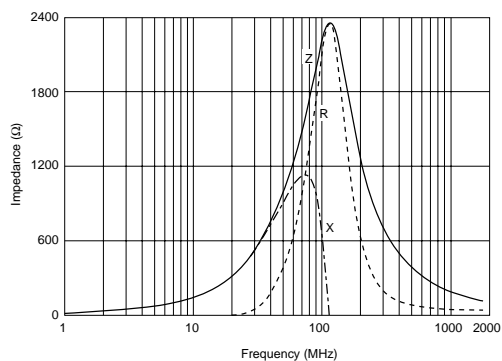
### Impedance-Frequency Characteristics

BLM21BD182SH1



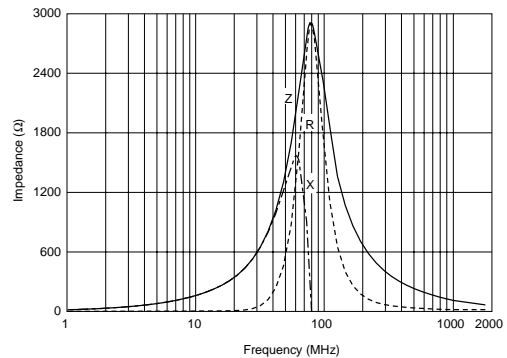
### Impedance-Frequency Characteristics

BLM21BD222TH1



### Impedance-Frequency Characteristics

BLM21BD222SH1



Continued on the following page. ↗

● This data sheet is applied for CHIP FERRITE BEAD used for Automotive Electronics equipment for your design.

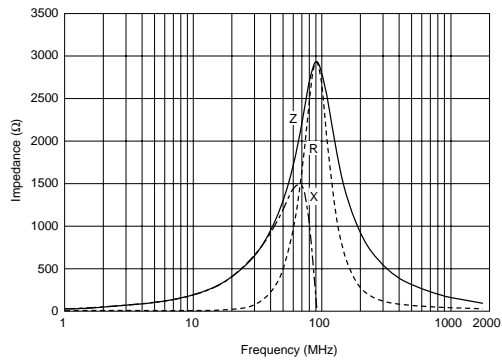
#### Note:

1. This datasheet is downloaded from the website of Murata Manufacturing Co., Ltd. Therefore, its specifications are subject to change or our products in it may be discontinued without advance notice. Please check with our sales representatives or product engineers before ordering.
2. This datasheet has only typical specifications because there is no space for detailed specifications. Therefore, please approve our product specifications or transact the approval sheet for product specifications before ordering.

Continued from the preceding page.

## ■ Impedance-Frequency Characteristics

**BLM21BD272SH1**



## ■ ⚠ Caution/Notice

### ⚠ Caution (Rating)

Do not use products beyond the rated current and rated voltage as this may create excessive heat and deteriorate the insulation resistance.

### Notice

Solderability of Tin plating termination chip might be deteriorated when low temperature soldering profile where peak solder temperature is below the Tin melting point is used. Please confirm the solderability of Tin plating termination chip before use.

● This data sheet is applied for CHIP FERRITE BEAD used for Automotive Electronics equipment for your design.

### ⚠ Note:

1. This datasheet is downloaded from the website of Murata Manufacturing co., Ltd. Therefore, it's specifications are subject to change or our products in it may be discontinued without advance notice. Please check with our sales representatives or product engineers before ordering.
2. This datasheet has only typical specifications because there is no space for detailed specifications. Therefore, please approve our product specifications or transact the approval sheet for product specifications before ordering.