

FEATURES AND SPECIFICATIONS

Features and Benefits

- Sizes 2 to 24 circuits
- With or without locking ramp

Reference Information

Product Specification: PS-08-50

Packaging: Bag

UL File No.: E29179

CSA File No.: LR19980

Mates With: 2220, 3190, 3192, 3243, 3246, A4042, 41661, 41662, 41671, 41672, 41681, 41682, 41701, 41711, 41721, 41741, 41761, 41771, 41772, 41791, 41792, 42441, 42461, 42471, 42491 and 42492

Use With: Molex double cantilever crimp terminals

Designed In: Inches

Electrical

Voltage: 250V

Current: 7.0A

Contact Resistance: 20mΩ max.

Dielectric Withstanding Voltage: 1500V

Insulation Resistance: 500K MΩ min.

Mechanical

Contact Insertion Force: 4 lb max.

Contact Retention to Housing: 8 lb min.

Wire Pull-Out Force: 5 lb min.

Mating Force: 24 oz max.

Unmating Force: 4 oz min.

Normal Force: 350g

Durability: 25 cycles

Physical

Housing: Nylon, UL 94V-2

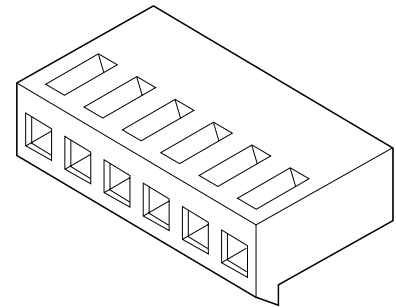
Temperature: 0 to +75°C

molex® 3.96mm (.156") Pitch

KK®

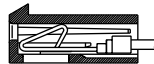
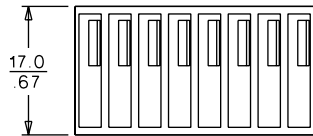
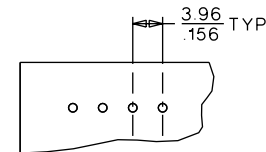
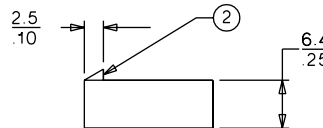
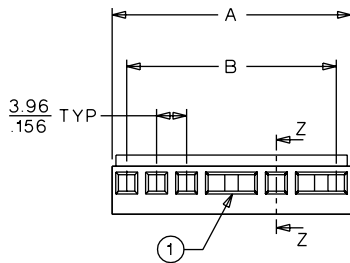
**Wire-to-Board
Crimp Terminal Housing**

3069



PCB and Wire Connectors

J



SECTION Z-Z
(SHOWING TERMINAL IN PLACE)

RECOMMENDED PCB LAYOUT

	Order No.
Polarizing Key	• 15-04-0219
Polarizing Peg	• 15-04-0220

ORDERING INFORMATION AND DIMENSIONS

Circuits	Order No.		Dimension	
	Without Locking Ramp	With Locking Ramp	A	B
2	09-92-0200	09-91-0200	7.92 (.310)	3.96 (.156)
3	09-92-0300	09-91-0300	11.79 (.460)	7.92 (.312)
4	09-92-0400	09-91-0400	15.75 (.620)	11.89 (.468)
5	09-92-0500	09-91-0500	19.71 (.780)	15.85 (.624)
6	09-92-0600	09-91-0600	23.67 (.930)	19.81 (.780)
7	09-92-0700	09-91-0700	27.64 (1.090)	23.77 (.936)
8	09-92-0800	09-91-0800	31.60 (1.240)	27.74 (1.092)
9	09-92-0900	09-91-0900	35.56 (1.400)	31.70 (1.248)
10	09-92-1000	09-91-1000	39.52 (1.560)	35.66 (1.404)
11	09-92-1100	09-91-1100	43.48 (1.710)	39.62 (1.560)
12	09-92-1200	09-91-1200	47.45 (1.870)	43.59 (1.716)
13	09-92-1300	09-91-1300	51.41 (2.020)	47.55 (1.872)

Circuits	Order No.		Dimension	
	Without Locking Ramp	With Locking Ramp	A	B
14	09-92-1400	09-91-1400	55.37 (2.180)	51.51 (2.028)
15	09-92-1500	09-91-1500	59.33 (2.340)	55.47 (2.184)
16	09-92-1600	09-91-1600	63.30 (2.492)	59.44 (2.340)
17	09-92-1700	09-91-1700	67.26 (2.648)	63.40 (2.496)
18	09-92-1800	09-91-1800	71.22 (2.804)	67.36 (2.652)
19	09-92-1900	09-91-1900	65.18 (2.960)	71.32 (2.808)
20	09-92-2000	09-91-2000	79.15 (3.116)	75.29 (2.964)
21	09-92-2100	09-91-2100	83.11 (3.272)	79.25 (3.120)
22	09-92-2200	09-91-2200	87.07 (3.428)	83.21 (3.276)
23	09-92-2300	09-91-2300	91.03 (3.584)	87.17 (3.432)
24	09-92-2400	09-91-2400	95.00 (3.740)	91.14 (3.588)