


4.9 mm Square SMD Light Touch Switches

Type: **EVQPL**



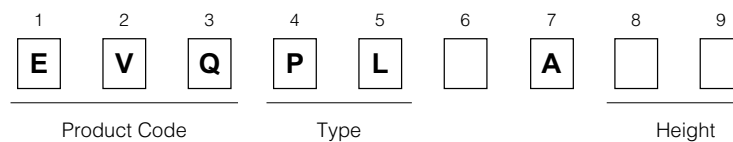
■ Features

- External dimensions : 4.9 mm×4.9 mm,
Height: 0.8 mm(Without push plate), 1.5 mm(With push plate)

■ Recommended Applications

- Operation switches for portable electronic equipment (Notebook PC, Camcorders, Portable audio players, etc.)
- Operation switches for car audio systems

■ Explanation of Part Numbers



■ Product Chart

	Height	H=0.8 mm	H=1.5 mm (With Push Plate)
Packaging		Embossed	Embossed
Operating Force			
	1.0 N	EVQPLB	EVQPLD
	1.6 N	EVQPLF	EVQPLH
	2.6 N	EVQPLK	EVQPLM

■ Specifications


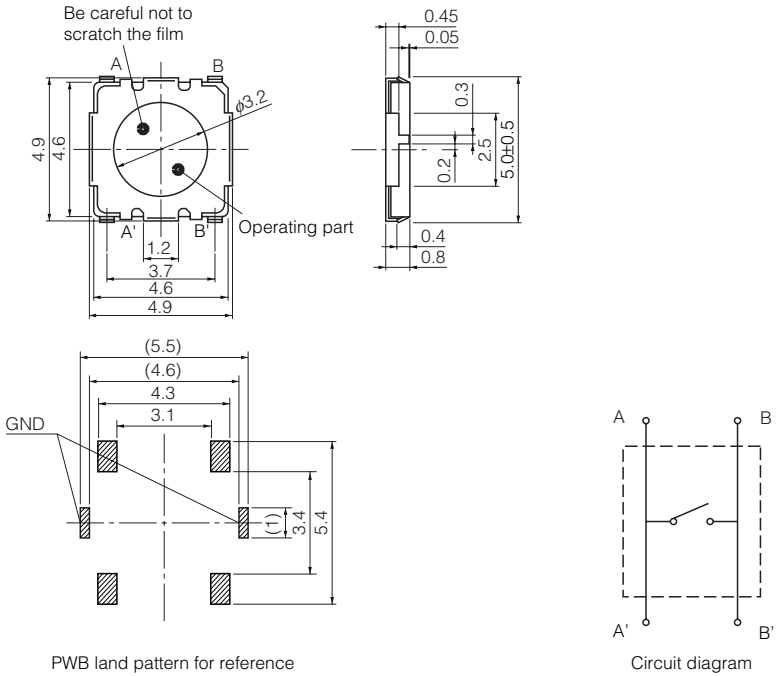

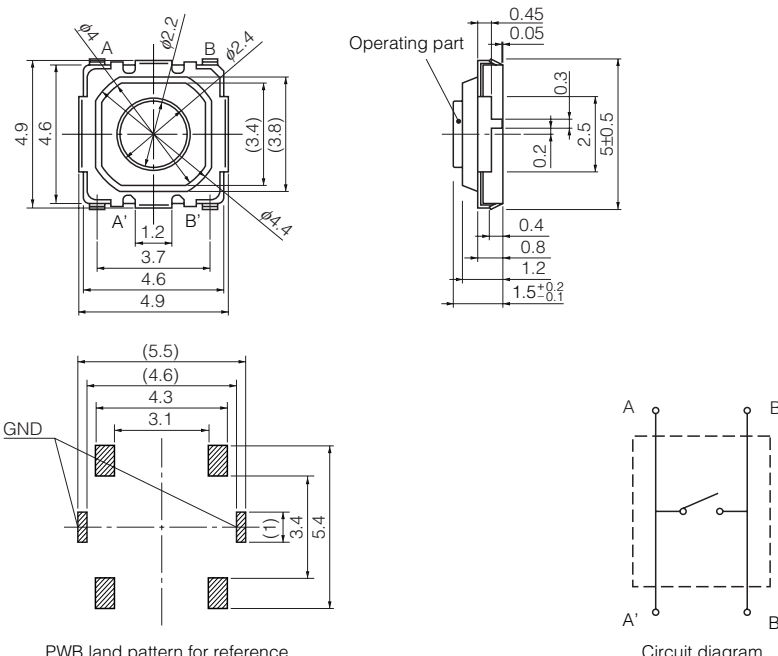
Type		Snap action/Push-on type SPST	
Electrical	Rating	10 μ A 2 Vdc to 20 mA 15 Vdc (Resistive load)	
	Contact Resistance	50 m Ω max.	
	Insulation Resistance	50 M Ω min. (at 100 Vdc)	
	Dielectric Withstanding Voltage	250 Vac for 1 minute	
	Bouncing	3 ms max. (ON) 8 ms max. (OFF)	
Mechanical	Operating Force	1.0 N \pm 0.5 N 1.6 N \pm 0.5 N	2.6 N \pm 0.6 N
	Travel	0.25 mm ^{+0.10} / _{-0.20} mm	
Endurance	Operating Life	500000 cycles min.	200000 cycles min.
Operating Temperature		-20 °C to +70 °C	
Storage Temperature		-40 °C to +85 °C (Bulk) -20 °C to +60 °C (Taping)	
Minimum Quantity/Packing Unit		5000 pcs. Embossed Taping (Reel Pack)	
Quantity/Carton		25000 pcs.	

Note: Non washable

Design and specifications are each subject to change without notice. Ask factory for the current technical specifications before purchase and/or use. Should a safety concern arise regarding this product, please be sure to contact us immediately.

00 Sep. 2010

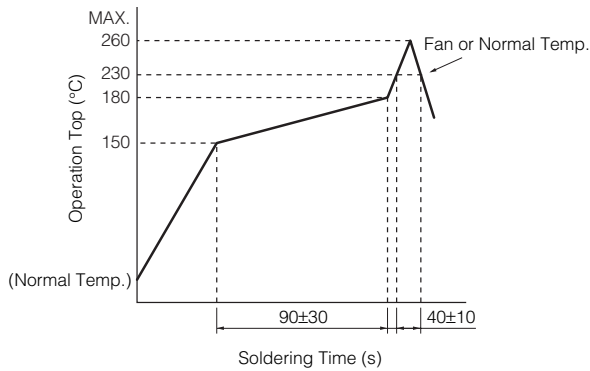
■ Dimensions in mm (not to scale)

<p>No. 1</p> <p>EVQPLB EVQPLF EVQPLK</p> <p>(Embossed Taping)</p> <p>Surface mount For reflow soldering Without push plate</p> 	 <p>Be careful not to scratch the film</p> <p>Operating part</p> <p>PWB land pattern for reference</p> <p>Circuit diagram</p>		
<p>Part Numbers</p> <p>EVQPLBA08</p> <p>EVQPLFA08</p> <p>EVQPLKA08</p>	<p>Operating Force</p> <p>1.0 N</p> <p>1.6 N</p> <p>2.6 N</p>	<p>Height</p> <p>0.8 mm</p> <p>0.8 mm</p> <p>0.8 mm</p>	<p>Operating Life</p> <p>500000 cycles</p> <p>500000 cycles</p> <p>200000 cycles</p>
<p>No. 2</p> <p>EVQPLD EVQPLH EVQPLM</p> <p>(Embossed Taping)</p> <p>Surface mount For reflow soldering With push plate</p> 	 <p>Operating part</p> <p>PWB land pattern for reference</p> <p>Circuit diagram</p>		
<p>Part Numbers</p> <p>EVQPLDA15</p> <p>EVQPLHA15</p> <p>EVQPLMA15</p>	<p>Operating Force</p> <p>1.0 N</p> <p>1.6 N</p> <p>2.6 N</p>	<p>Height</p> <p>1.5 mm</p> <p>1.5 mm</p> <p>1.5 mm</p>	<p>Operating Life</p> <p>500000 cycles</p> <p>500000 cycles</p> <p>200000 cycles</p>

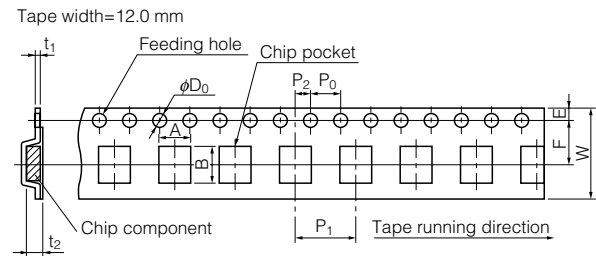
Design and specifications are each subject to change without notice. Ask factory for the current technical specifications before purchase and/or use.
Should a safety concern arise regarding this product, please be sure to contact us immediately.

00 Sep. 2010

■ Recommended Reflow Soldering Conditions



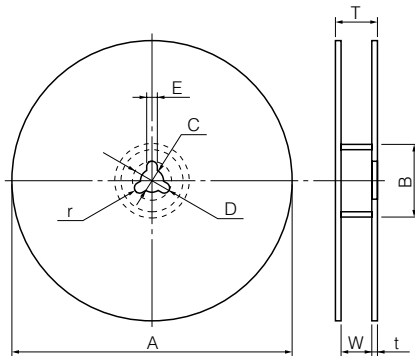
● Embossed Carrier Taping



Unit: mm

Part No.	Height	A	B	W	F	E	P ₁	P ₂	P ₀	D ₀ Dia.	t ₁	t ₂
EVQPL	0.8/1.5	5.0±0.2	5.0±0.2	12.0±0.3	5.5±0.1	1.75±0.10	8.0±0.1	2.0±0.1	4.0±0.1	1.5 ^{+0.1} ₋₀	0.35±0.05	1.0/1.7±0.2

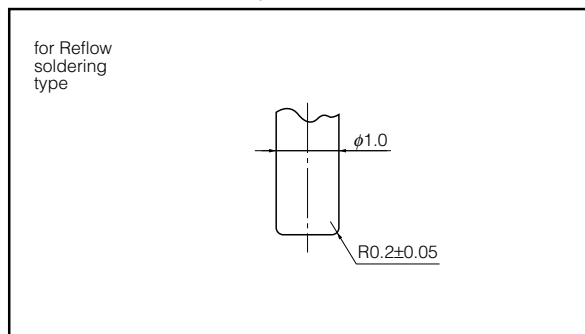
● Standard Reel Dimensions in mm (not to scale)



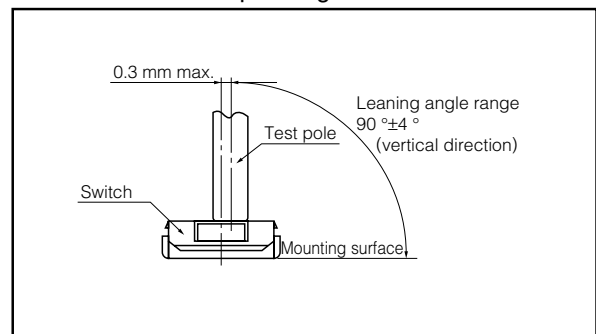
Item	A	B	C	D	E
Rate (mm)	φ370.0±2.0	φ50.0 min.	φ13.0±0.5	φ21.0±1.0	2.0±0.5

Item	W	T	t	r
Rate (mm)	14.0±1.5	—	1.0 to 3.0	1.0±0.5

■ Recommended Shape of Test Pole



■ Recommended Operating Conditions



Design and specifications are each subject to change without notice. Ask factory for the current technical specifications before purchase and/or use. Should a safety concern arise regarding this product, please be sure to contact us immediately.

00 Sep. 2010