

Type RC Series

Type RC Series



A range of unique surface mount devices. Avoid damage to sensitive tiny electronic circuits by incorporating these probe pads in the circuitry. A choice of three sizes relate to standard chip footprint areas. These probe pads are packaged on tape for high speed automatic placement. They enable safe probing of circuitry when adjusting, setting up measuring or repairing tiny electronic circuitry.

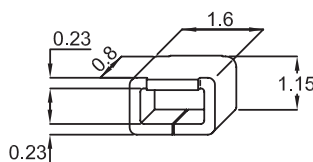
Key Features

- **Small Dimensions**
- **Suited to Flow or Reflow Soldering**
- **Solder Only Sticks to Plated Base**
- **Packaged on Tape and Reeled**
- **High Current Handling**
- **Unaffected by Climatic Changes**

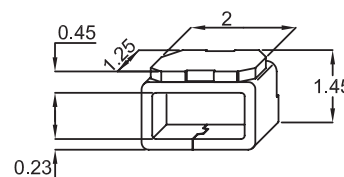
Characteristics - Electrical

Type	Dimensions	Resistance	Weight	Current	Operating Temperature
RCU	1.60 x 0.80	Less Than 50 Milli Ohms	6.3mg	2 Amps	-55°C - +125°C
RCT	2.00 x 1.20		13.8mg		
RCS	3.2 x 1.60 (Height 1.25)		21.4mg		
RCW	3.2 x 1.60 (Height 1.25)		26.6mg		

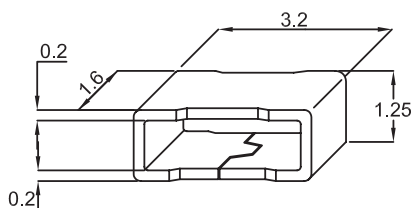
Dimensions RCU (0603)



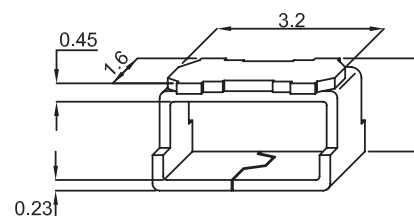
RCT (0805)



RCS (1206)



RCW (1206)



How to Order

RCU-	OC
Common Part	Reel Size
RCU- - 06:03	OC - 2000 Pieces (7" Reel)
RCT- - 08:05	OD - 5000 Pieces (10" Reel)
RCS- - 12:06	
RCW- - 12:06	