THIS DRAWING IS UNPUBLISHED. RELEASED FOR PUBLICATION AUGUST ,2005.
© COPYRIGHT 2005 BY TYCO ELECTRONICS CORPORATION. ALL RIGHTS RESERVED.

LOC	DIST
E	B

REVISIONS

P	LTR	DESCRIPTION	DATE	DWN	APVD
	A	FIRST ISSUE	18AUG05	JMS	FWK

NOTES

1. 100 TRAY PACK IN ACCORDANCE WITH AMP SPEC 107-3275
2. SINGLE PACK IN ACCORDANCE WITH AMP SPEC 107-3275
3. Au PLATING OVER Ni PLATING OVER Cu PLATING
4. Ni PLATING OVER Cu PLATING
5. CHARACTERISTICS
   FREQUENCY RANGE (50 OHMS): DC-4GHz
   FREQUENCY RANGE (75 OHMS): DC-2GHz
   INSULATION RESISTANCE: 5000 MOHMS
   WORKING VOLTAGE: 500V
   DIELECTRIC WITHSTAND VOLTAGE: 1500V RMS
   TEMPERATURE RATE: -55°C TO +85°C
   CONTACT RESISTANCE: 3 mOHMS
6. MECHANICAL CHARACTERISTICS
   DURABILITY: 50 CYCLES
7. FOR TECHNICAL DATA REFER TO YOUR LOCAL TYCO ELECTRONICS SALES OFFICE
8. ALL DIMENSIONS ARE NOMINAL FOR REFERENCE ONLY UNLESS OTHERWISE STATED

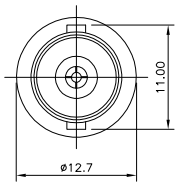

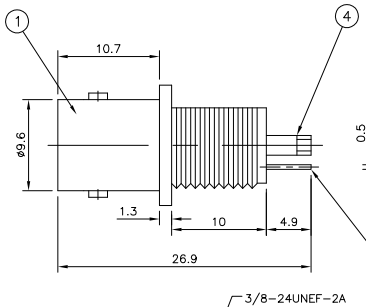

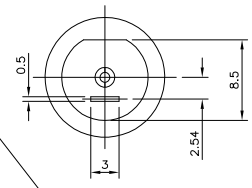

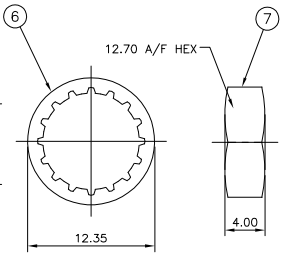

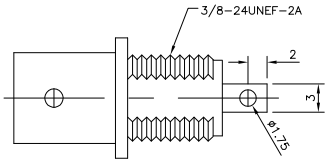

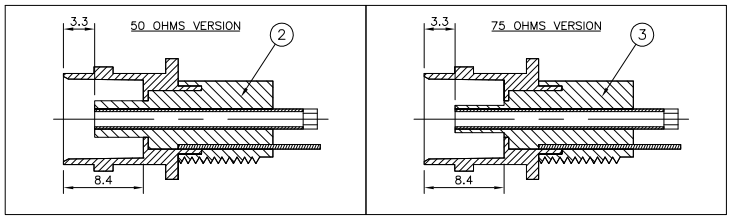

RECOMMENDED MOUNTING HOLE
MAX PANEL THICKNESS: X.Xmm

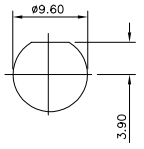

QUANTITY PER ASSY								PARTS LIST		
				1	1	1	1	BRASS (4)	HEX NUT	7
				1	1	1	1	STEEL (4)	LOCK WASHER	6
				1	1	1	1	BRASS (4)	GROUND TAG	5
				1	1	1	1	PHOS BRONZE (3)	CONTACT	4
				1	1	–	–	PBT POLYESTER	INSULATOR	3
				–	–	1	1	PBT POLYESTER	INSULATOR	2
				1	1	1	1	ZINC ALLOY (4)	BODY	1
				5--3	5--2	5--1	5--0	MATERIAL	DESCRIPTION	ITEM
				(1)	(2)	(2)	(1)			

THIS DRAWING IS A CONTROLLED DOCUMENT.

DIMENSIONS: mm

TOLERANCES UNLESS OTHERWISE SPECIFIED:
0 PLC ±
1 PLC ±
2 PLC ±
3 PLC ±
4 PLC ±
ANGLES ±

MATERIAL: SEE TABLE
FINISH: SEE TABLE

DWN J.SANDWELL 18AUG05
CHK S.PARLOW 18AUG05
APVD F.WHEELER-KING 18AUG05
PRODUCT SPEC 108-3435
APPLICATION SPEC N/A
WEIGHT –

tyco Electronics
Tyco Electronics Corporation
Bideford, UK, EX39 4HE

NAME
BNC INSULATED BULKHEAD SOCKET FRONT MOUNT
–
–

SIZE	CAGE CODE	DRAWING NO	RESTRICTED TO
A3	00779	C-1634504	–

CUSTOMER DRAWING | SCALE NTS | SHEET 1 OF 1 | REV A

AMP 1470-19 REV 31MAR2000

Downloaded from Elcodis.com electronic components distributor