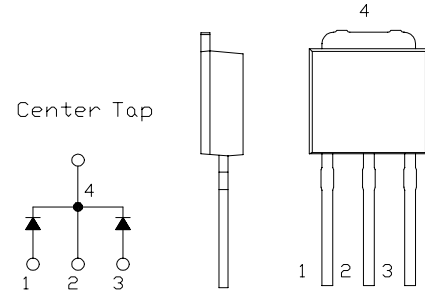


SBD Type : EA60QC03L

OUTLINE DRAWING

FEATURES

- * TO-251AA Case
- * Dual Diodes Cathode Common
- * Low Forward Voltage drop
- * Low Power Loss
- * High Surge Capability
- * 30 Volts thru 100 Volts Types Available



Maximum Ratings

Approx Net Weight:0.35g

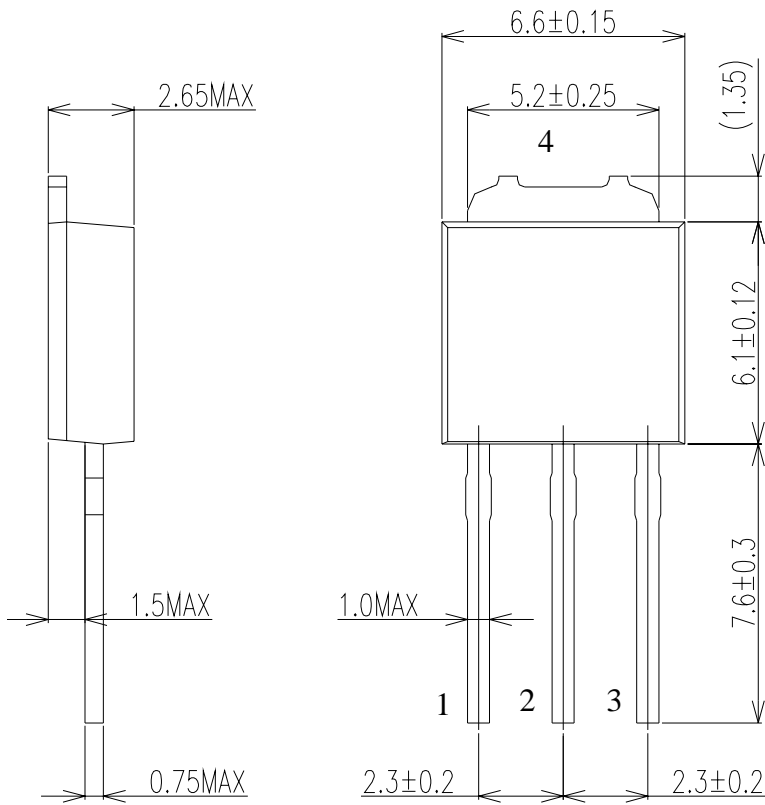
Rating		Symbol	EA60QC03L			Unit
Repetitive Peak Reverse Voltage		V_{RRM}	30			V
Average Rectified Output Current	P.C.Board mounted *	I_o	2.0	$T_a=20^{\circ}C$	50Hz Full Sine Wave Resistive Load	A
	-		6.0	$T_c=111^{\circ}C$		
RMS Forward Current		$I_{F(RMS)}$	6.66			A
Surge Forward Current		I_{FSM}	45	50Hz Full Sine Wave,1cycle, Non-repetitive		A
Operating JunctionTemperature Range		T_{jw}	- 40 to + 150			$^{\circ}C$
Storage Temperature Range		T_{stg}	- 40 to + 150			$^{\circ}C$

Electrical • Thermal Characteristics

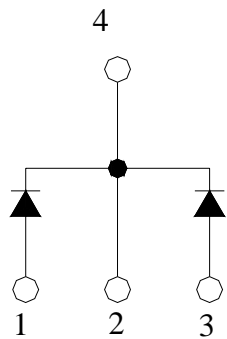
Characteristics		Symbol	Conditions	Min	Typ	Max	Unit
Peak Reverse Current		I_{RM}	$T_j=25^{\circ}C, V_{RM}=V_{RRM}$ per Arm	-	-	3.0	mA
Peak Forward Voltage		V_{FM}	$T_j=25^{\circ}C, I_{FM}= 3$ A per Arm	-	-	0.45	V
Thermal Resistance	Junction to Ambient	$R_{th(j-a)}$	P.C.Board mounted *	-	-	80	$^{\circ}C/W$
	Junction to Case	$R_{th(j-c)}$	-	-	-	5	$^{\circ}C/W$

* Print Land = 20x20 mm

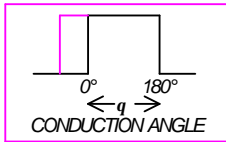
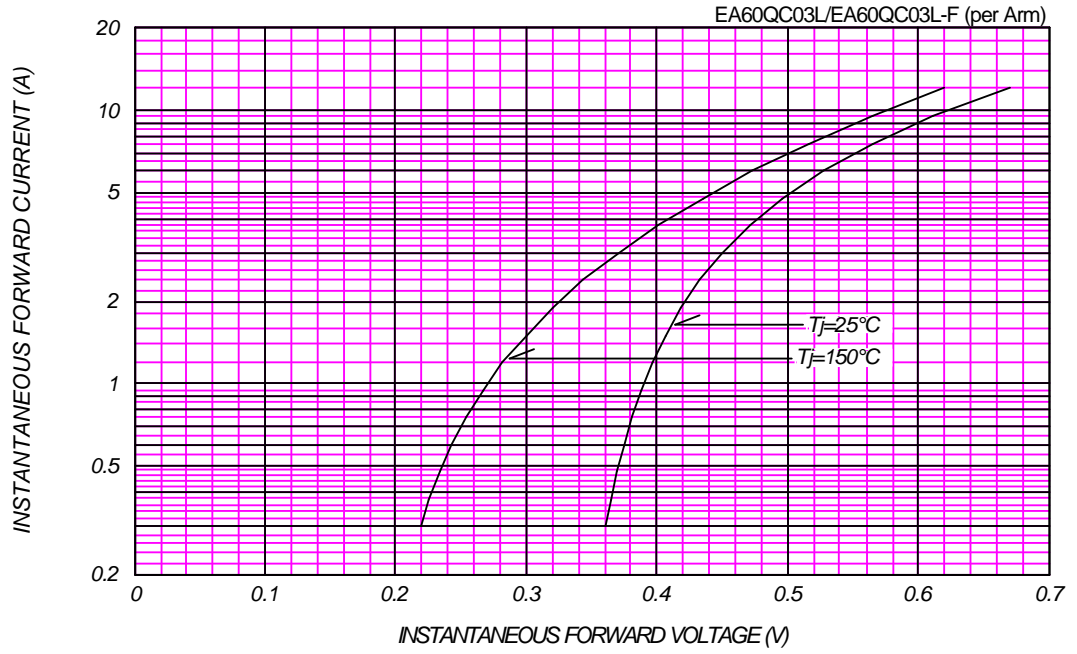
EA60QC03L OUTLINE DRAWING (Dimensions in mm)



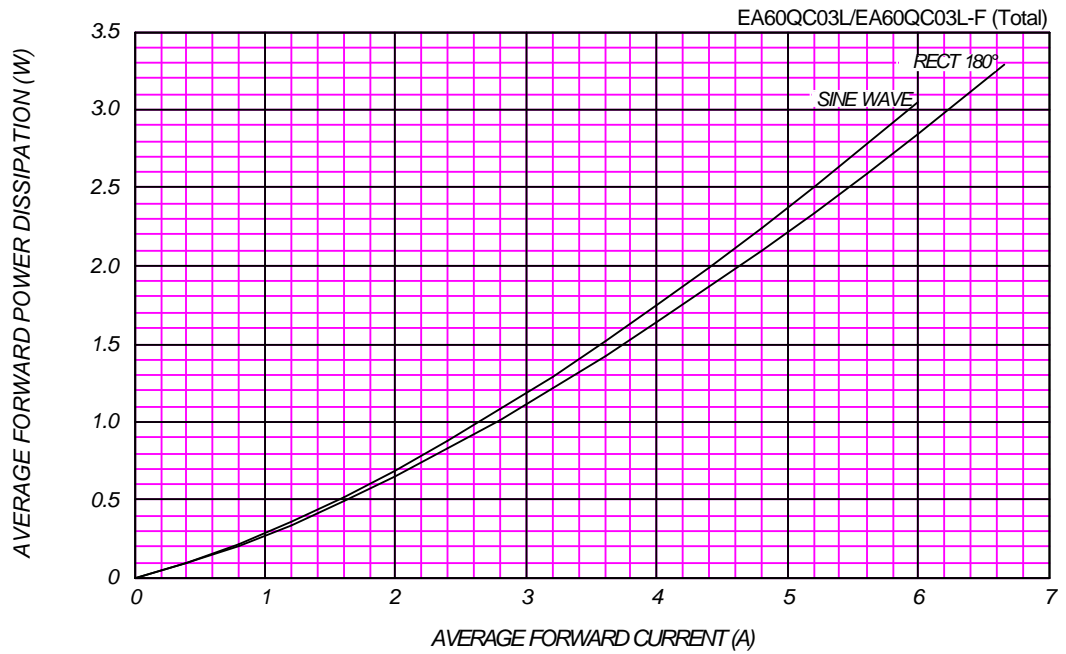
Center Tap



FORWARD CURRENT VS. VOLTAGE



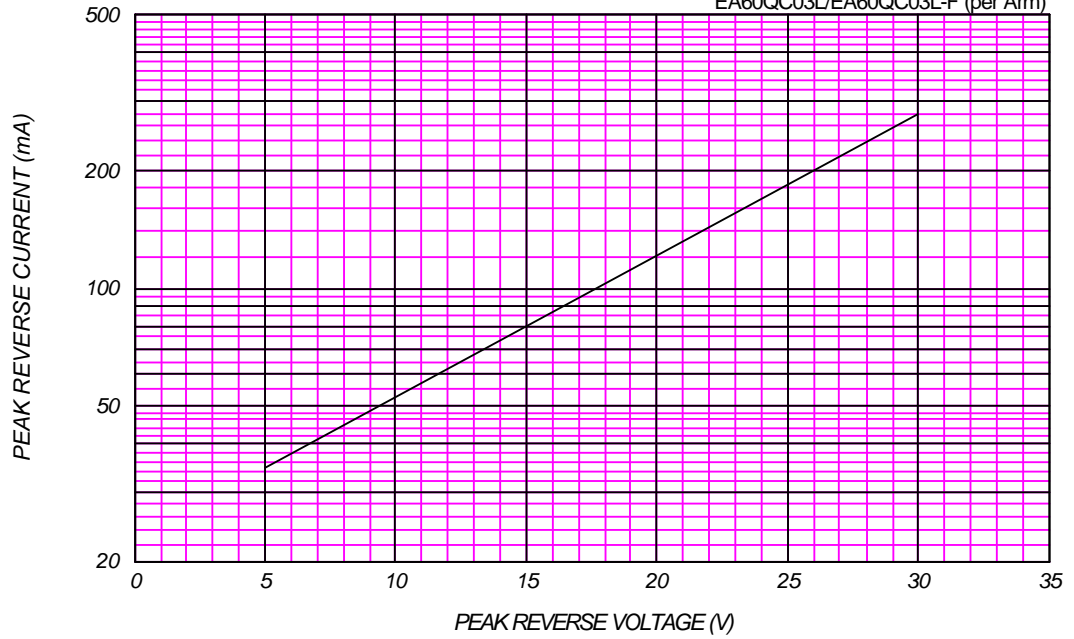
AVERAGE FORWARD POWER DISSIPATION



PEAK REVERSE CURRENT VS. PEAK REVERSE VOLTAGE

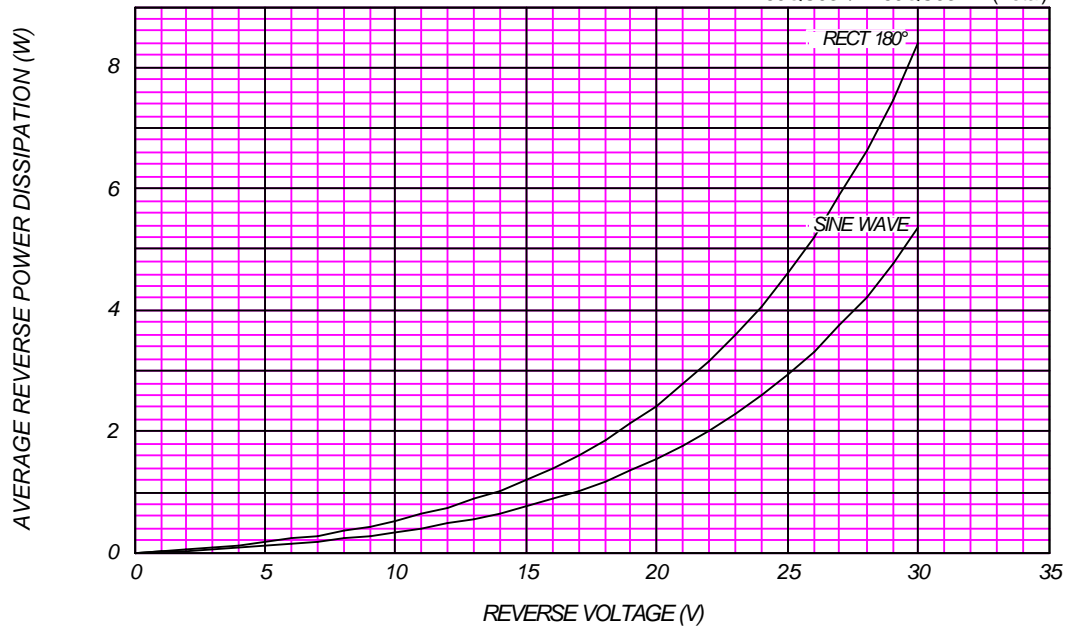
T_j = 150 °C

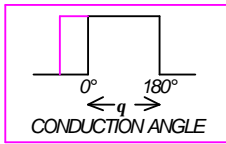
EA60QC03L/EA60QC03L-F (per Arm)



AVERAGE REVERSE POWER DISSIPATION

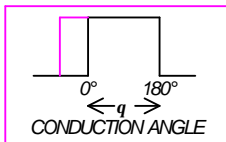
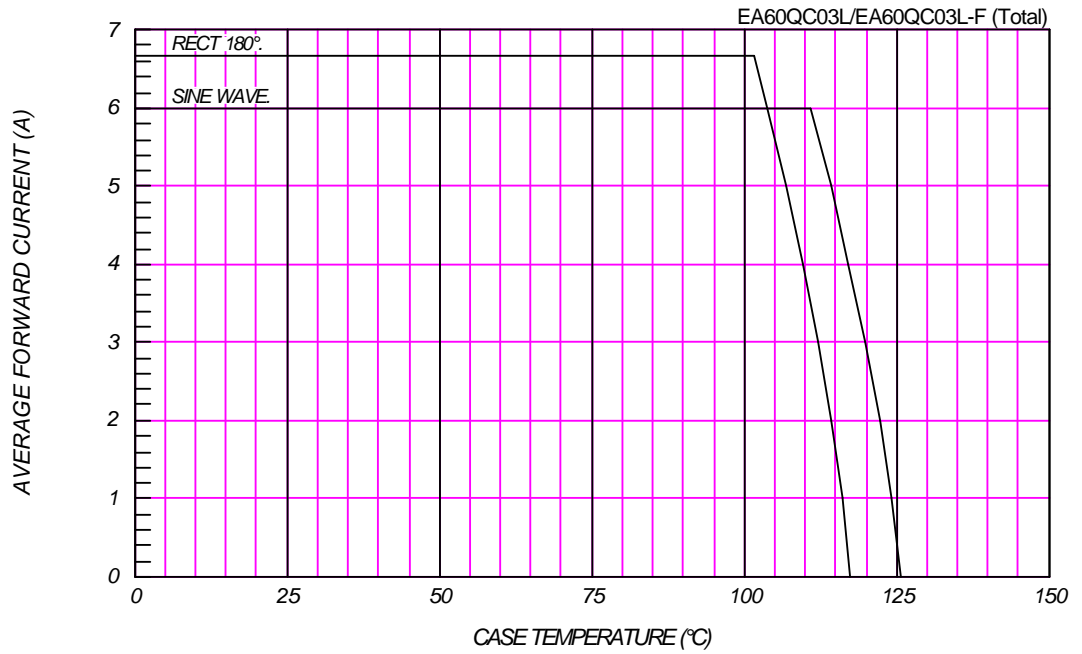
EA60QC03L/EA60QC03L-F (Total)





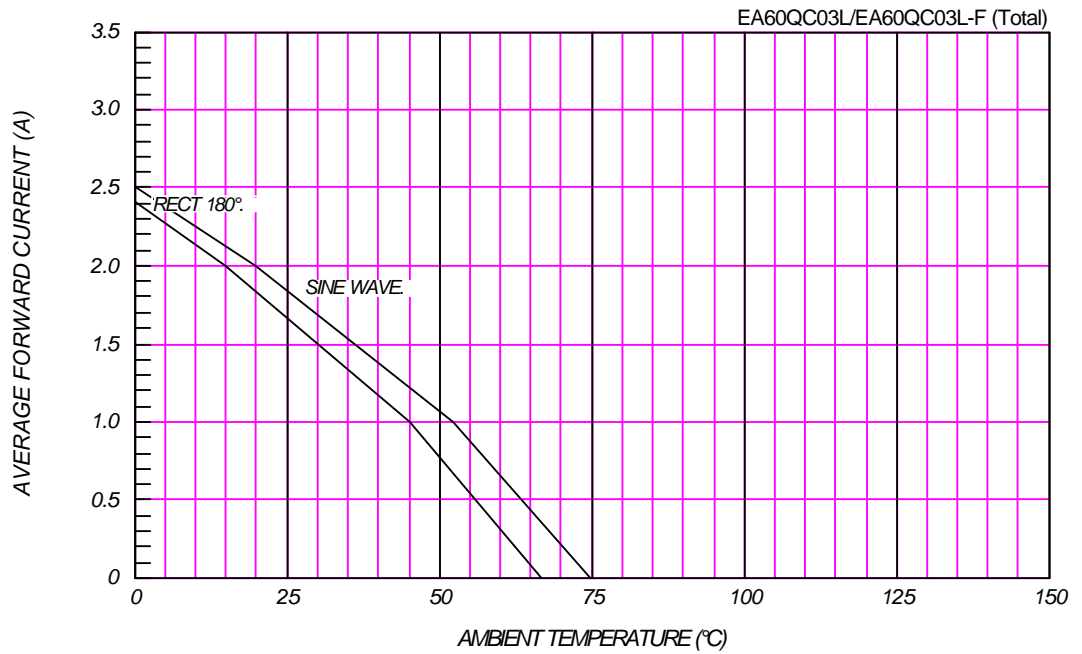
AVERAGE FORWARD CURRENT VS. CASE TEMPERATURE

$V_{RM}=30\text{ V}$



AVERAGE FORWARD CURRENT VS. AMBIENT TEMPERATURE

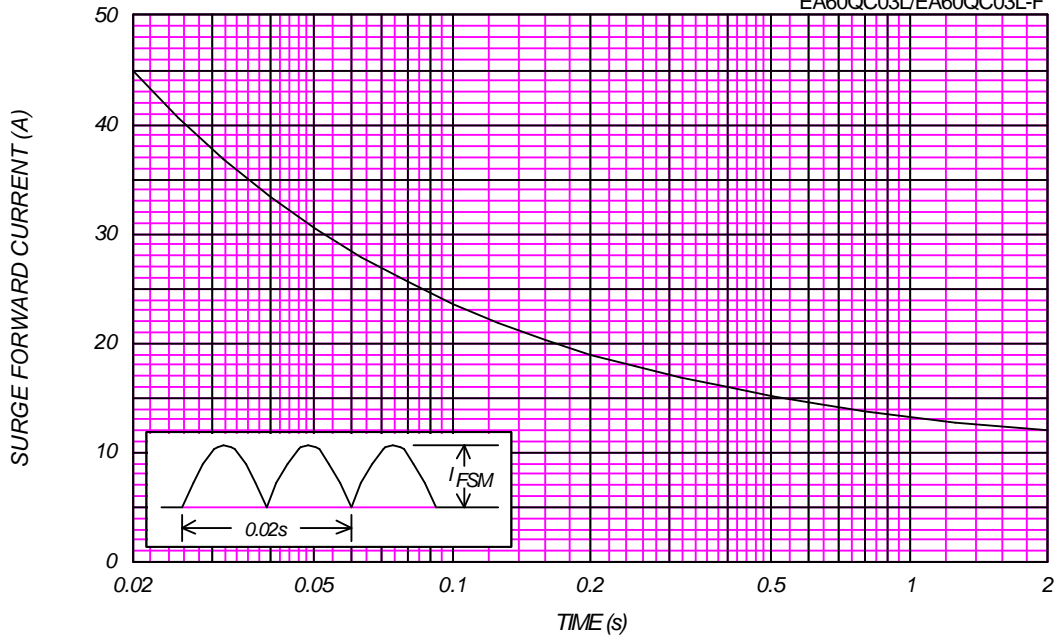
P.C. Board mounted (Plint land=20x20mm)



SURGE CURRENT RATINGS

f=50Hz, Sine Wave, Non-Repetitive, No Load

EA60QC03L/EA60QC03L-F



JUNCTION CAPACITANCE VS. REVERSE VOLTAGE

$T_j=25^\circ\text{C}$, $V_m=20\text{mV}_{\text{RMS}}$, $f=100\text{kHz}$, Typical Value

EA60QC03L/EA60QC03L-F (per Arm)

