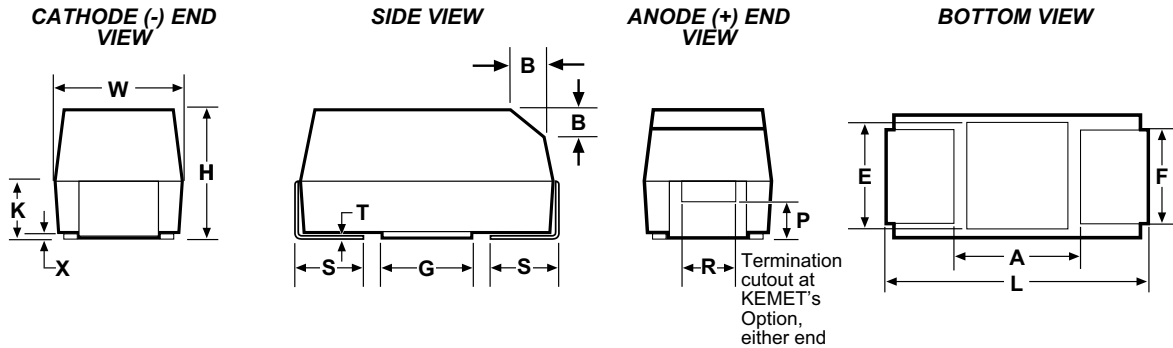


### FEATURES

- Ultra Low ESR < 30 mΩ
- New E/7260 Case with ESR < 18 mΩ
- Up to 4 Amps ripple current
- 100% accelerated steady-state aging
- 100% Surge current test
- Precision - molded, laser-marked case
- Symmetrical compliant terminations
- Taped and reeled per EIA 481-1

### OUTLINE DRAWING



### DIMENSIONS - Millimeters (Inches)

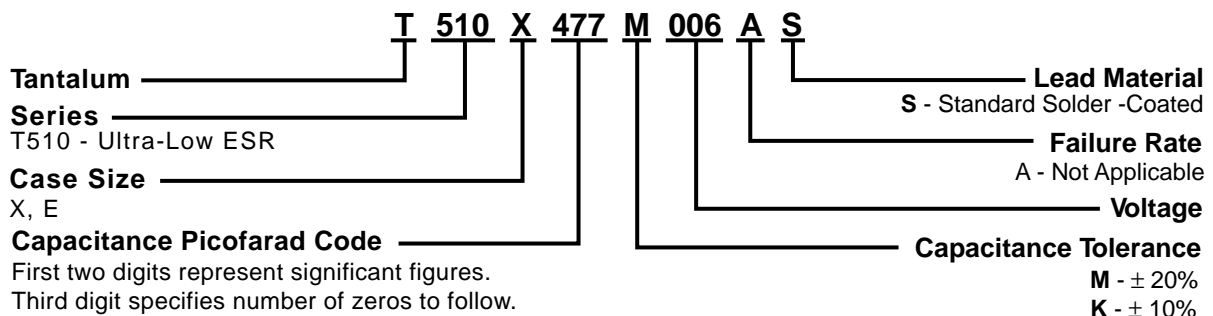
CASE SIZE		COMPONENT													
KEMET	EIA	L	W	H	K ± 0.20 ± (.008)	F ± 0.1 ± (.004)	S ± 0.3 ± (.012)	B ± 0.15 (Ref) ± (.006)	X (Ref)	P (Ref)	R (Ref)	T (Ref)	A (Min)	G (Ref)	E (Ref)
X	7343-43	7.3 ± 0.3 (.287 ± .012)	4.3 ± 0.3 (.169 ± .012)	4.0 ± 0.3 (.157 ± .012)	2.3 (.091)	2.4 (.094)	1.3 (.051)	0.5 (.020)	0.10 ± 0.10 (.004 ± .004)	0.9 (.035)	1.0 (.039)	0.13 (.005)	3.8 (.150)	3.5 (.138)	3.5 (.138)
E	7260-38	7.3 ± 0.3 (.287 ± .012)	6.0 ± 0.3 (.236 ± .012)	3.6 ± 0.2 (.142 ± .008)	2.3 (.091)	4.1 (.161)	1.3 (.051)	0.5 (.020)	0.10 ± 0.10 (.004 ± .004)	0.9 (.035)	1.0 (.039)	0.13 (.005)	3.8 (.150)	3.5 (.138)	3.5 (.138)

Notes: Metric Dimensions govern  
(Ref) - Dimensions provided for reference only.

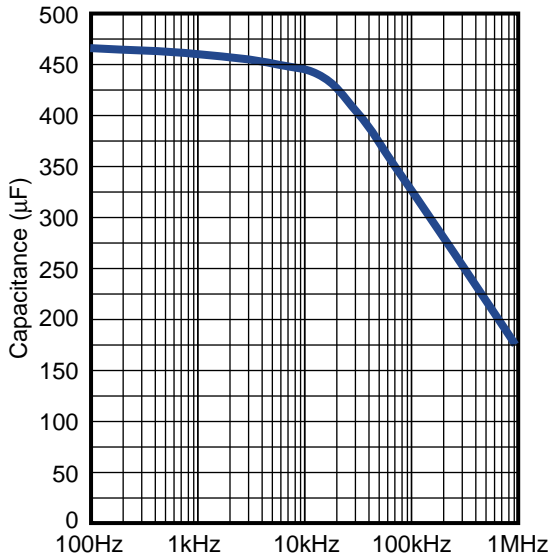
### T510 RATINGS & PART NUMBER REFERENCE

Capacitance μF	Case Size	KEMET Part Number	DC Leakage μA @ 25°C Max	DF % @ 25°C Max	ESR m W @ 25°C 100 kHz Max	Ripple Current A rms @ 25°C 100 kHz, max		
						25°C	85°C	125°C
<b>4 Volt Rating at +85°C (2.7 Volt Rating at 125°C)</b>								
680.0	X	T510X687(1)004AS	27.2	6.0	30.0	3.0	2.7	1.2
1000.0	E	T510E108(1)004AS	40.0	6.0	18.0	4.0	3.6	1.6
1000.0	E	T510E108(1)004AS4115	40.0	6.0	10.0	5.3	4.8	2.1
<b>6/6.3 Volt Rating at +85°C (4 Volt Rating at 125°C)</b>								
470.0	X	T510X477(1)006AS	28.2	6.0	30.0	3.0	2.7	1.2
680.0	E	T510E687(1)006AS	40.8	6.0	23.0	3.5	3.2	1.4
680.0	E	T510E687(1)006AS4115	40.8	6.0	12.0	4.8	4.3	1.9
<b>10 Volt Rating at +85°C (7 Volt Rating at 125°C)</b>								
330.0	X	T510X337(1)010AS	33.0	6.0	35.0	2.8	2.5	1.1
<b>25 Volt Rating at +85°C (17 Volt Rating at 125°C)</b>								
100.0	E	T510E107(1)025AS	25.0	8.0	50.0	2.4	2.1	1.0

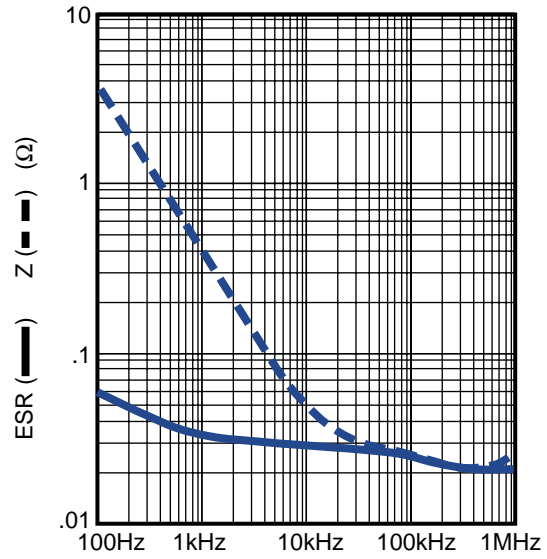
### T510 ORDERING INFORMATION



**TYPICAL CAP FREQUENCY SCAN @25°C**  
T510X477M006AS

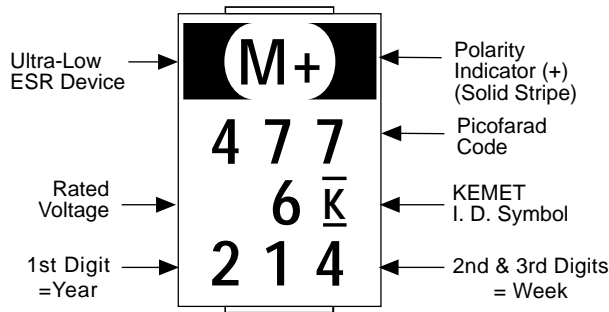


**TYPICAL ESR/Z FREQUENCY SCAN @25°C**  
T510X477M006AS



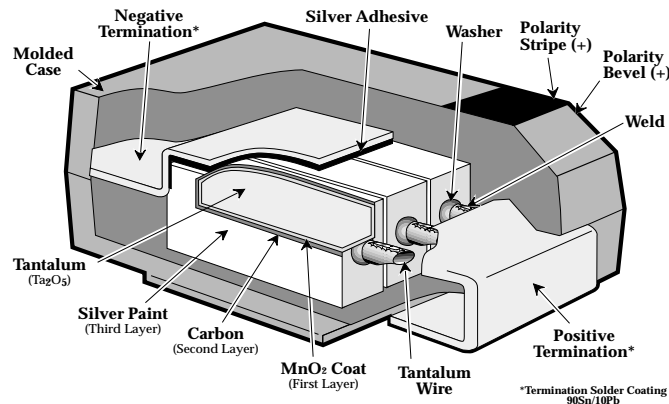
Solid Tantalum Surface Mount

### CAPACITOR MARKINGS

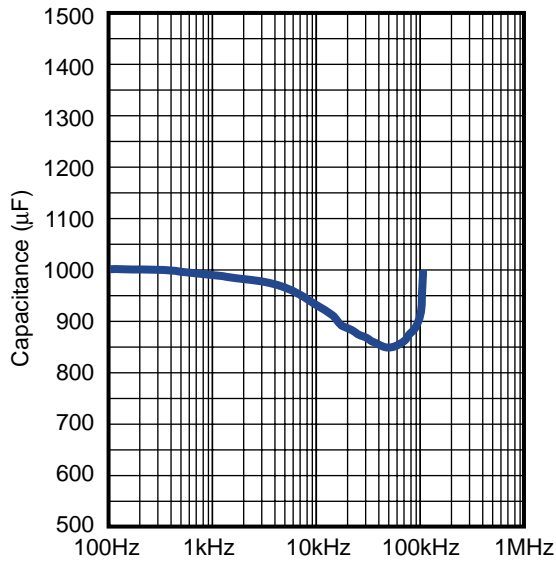


"214" = The 14th week of 2002.

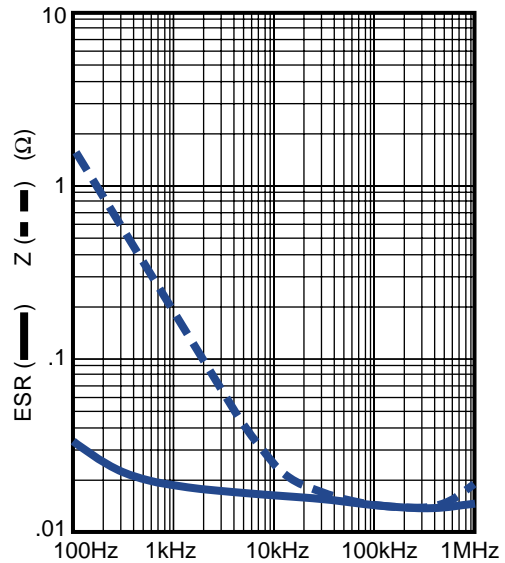
### T510 SERIES CONSTRUCTION



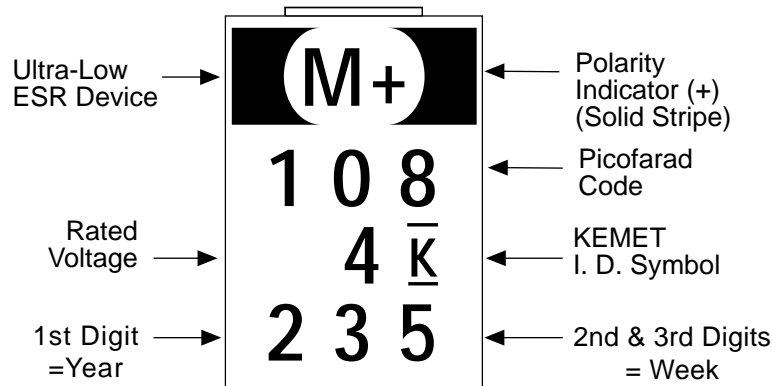
**TYPICAL CAP FREQUENCY SCAN @ 25°C**  
T510E108M004AS



**TYPICAL ESR/Z FREQUENCY SCAN @ 25°C**  
T510E108M004AS



**CAPACITOR MARKINGS**



"235" = The 35th week of 2002.

**T510E SERIES CONSTRUCTION**

