

ASD751V

Surface mount small signal type

- Extermely thin package
- Low stored charge
- Majority carrier conduction

Mechanical data

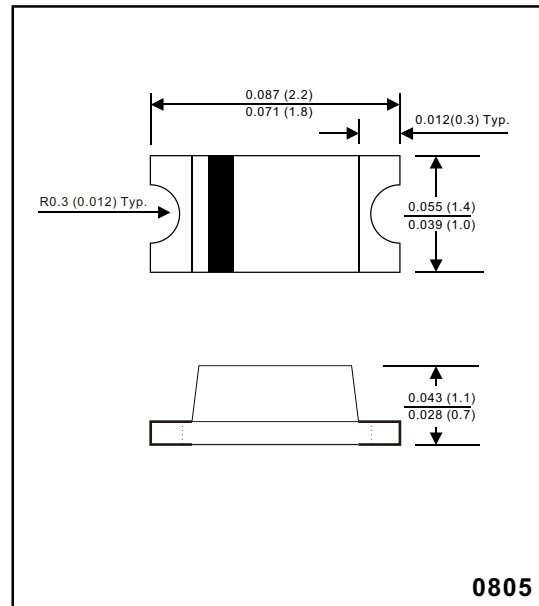
Case : Molded plastic, 0805

Terminals : Solder plated, solderable per MIL-STD-750,
Method 2026

Polarity : Indicated by cathode band

Mounting Position : Any

Weight : 0.000159 ounce, 0.0045 gram



MAXIMUM RATINGS (AT $T_A=25^\circ\text{C}$ unless otherwise noted)

PARAMETER	CONDITIONS	Symbol	MIN.	TYP.	MAX.	UNIT
Repetitive peak reverse voltage		V_{RM}			40	V
Continuous reverse voltage		V_R			30	V
Mean rectifying current		I_O			30	mA
Forward surge current	8.3ms single half sine-wave superimposed on rate load (JEDEC methode)	I_{FSM}			200	mA
Capacitance between terminals	f=1MHz and applied 10VDC reverse voltage	C_T		20		pF
Storage temperature		T_J	-40		+125	$^\circ\text{C}$
Operating temperature		T_{STG}	-40		+125	$^\circ\text{C}$

ELECTRICAL CHARACTERISTICS (AT $T_A=25^\circ\text{C}$ unless otherwise noted)

PARAMETER	CONDITIONS	Symbol	MIN.	TYP.	MAX.	UNIT
Forward voltage	$I_F = 1.0 \text{ mA DC}$	V_F		0.26	0.37	V
Reverse current	$V_R = 30 \text{ V DC}$	I_R		0.17	0.5	μA

RATING AND CHARACTERISTIC CURVES (ASD751V)

FIG.1-TYPICAL FORWARD CHARACTERISTICS

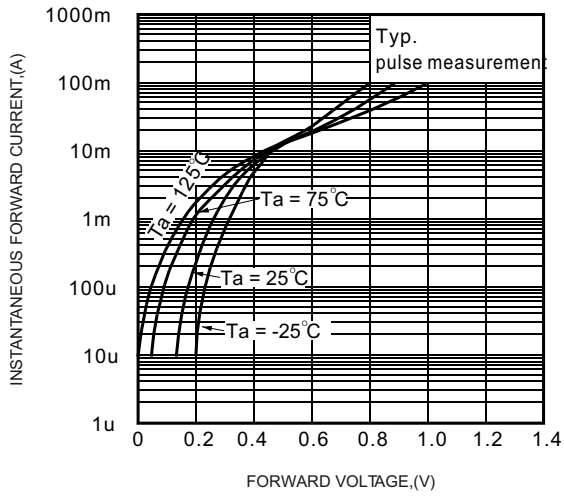


FIG.2 - TYPICAL REVERSE CHARACTERISTICS

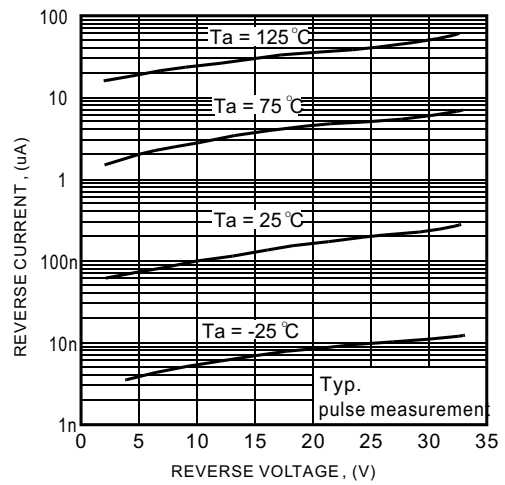


FIG.3-TYPICAL TERMINALS CAPACITANCE

