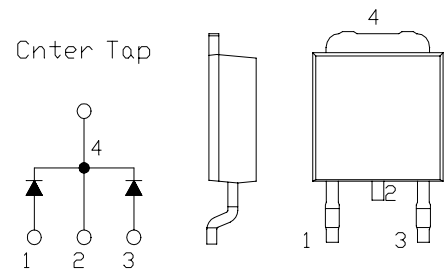


# SBD Type : EA40QC06-F

## OUTLINE DRAWING

### FEATURES

- \* TO-252AA Case, Surface Mount Device
- \* Dual Diodes Cathode Common
- \* Low Forward Voltage drop
- \* Low Power Loss
- \* High Surge Capability
- \* 40 Volts thru 100 Volts Types Available
- \* Packaged in 16mm Tape and Reel



### Maximum Ratings

Approx Net Weight:0.30g

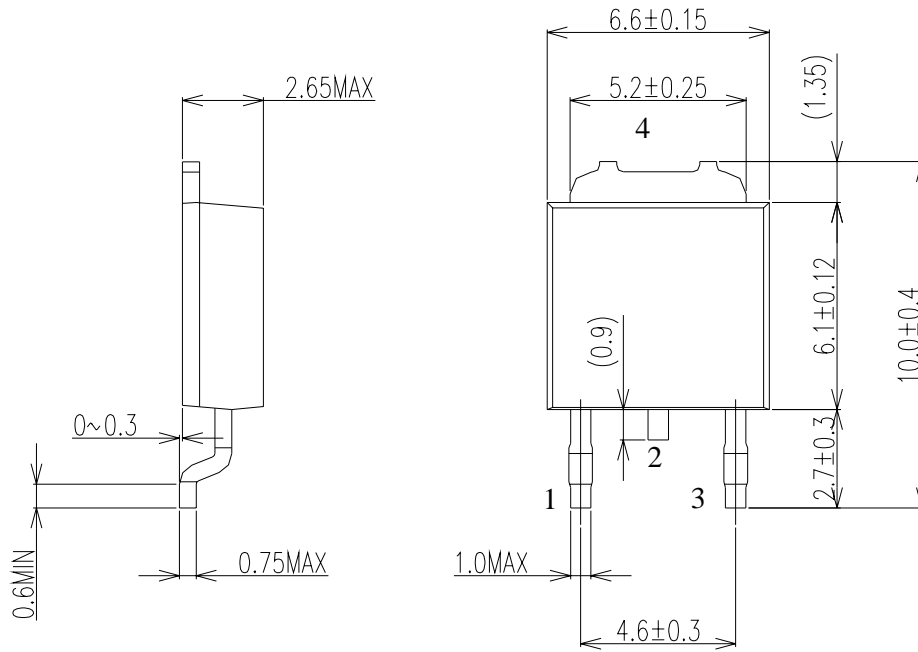
Rating		Symbol	EA40QC06-F			Unit
Repetitive Peak Reverse Voltage		$V_{RRM}$	60			V
Non-repetitive Peak Reverse Voltage		$V_{RSM}$	65			V
Average Rectified Output Current	P.C.Board mounted *	$I_O$	1.3	$T_a=38^{\circ}C$	50Hz Full Sine Wave Resistive Load	A
	-		4.0	$T_c=122^{\circ}C$		
RMS Forward Current		$I_{F(RMS)}$	4.44			A
Surge Forward Current		$I_{FSM}$	40	50Hz Full Sine Wave, 1cycle, Non-repetitive		A
Operating Junction Temperature Range		$T_{jw}$	- 40 to + 150			$^{\circ}C$
Storage Temperature Range		$T_{stg}$	- 40 to + 150			$^{\circ}C$

### Electrical • Thermal Characteristics

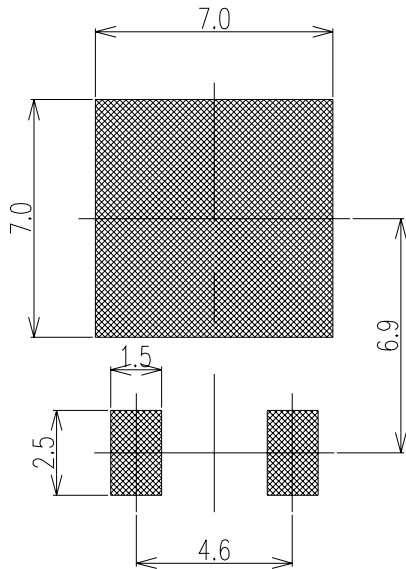
Characteristics		Symbol	Conditions	Min	Typ	Max	Unit
Peak Reverse Current		$I_{RM}$	$T_j=25^{\circ}C, V_{RM}=V_{RRM}$ per Arm	-	-	2.0	mA
Peak Forward Voltage		$V_{FM}$	$T_j=25^{\circ}C, I_{FM}= 2A$ per Arm	-	-	0.60	V
Thermal Resistance	Junction to Ambient	$R_{th(j-a)}$	P.C.Board mounted *	-	-	80	$^{\circ}C/W$
	Junction to Case	$R_{th(j-c)}$	-	-	-	5.5	$^{\circ}C/W$

\* Print Land = 20x20 mm

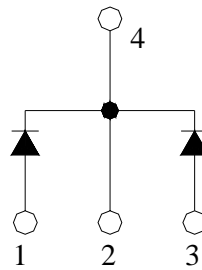
EA40QC06-F OUTLINE DRAWING (Dimensions in mm)



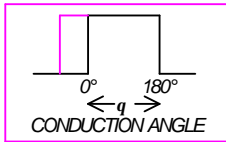
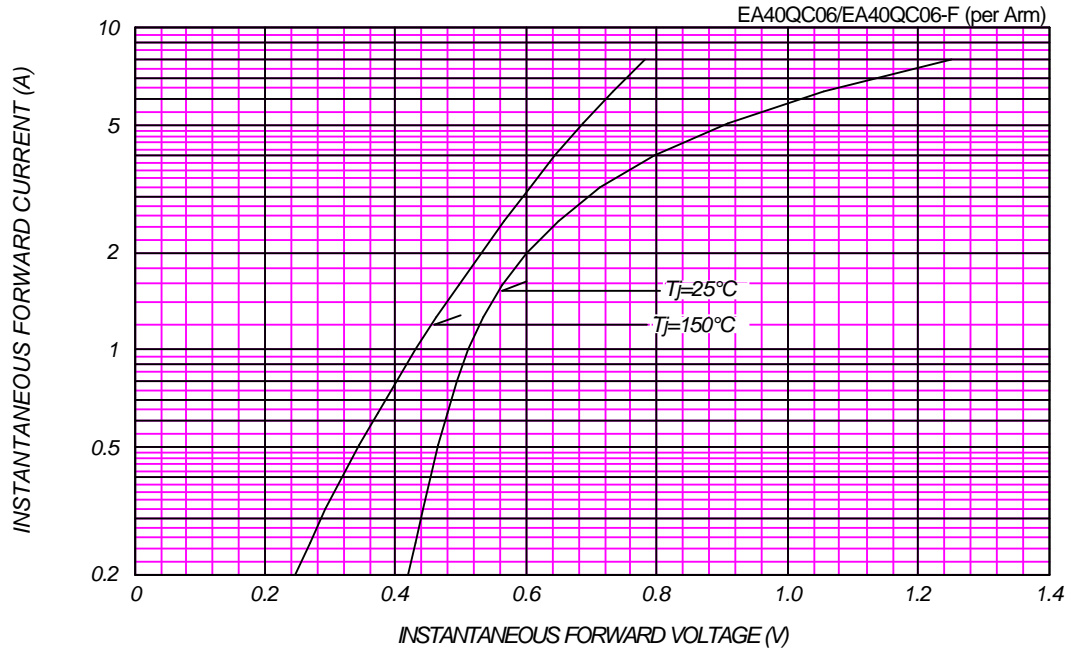
Soldering PAD



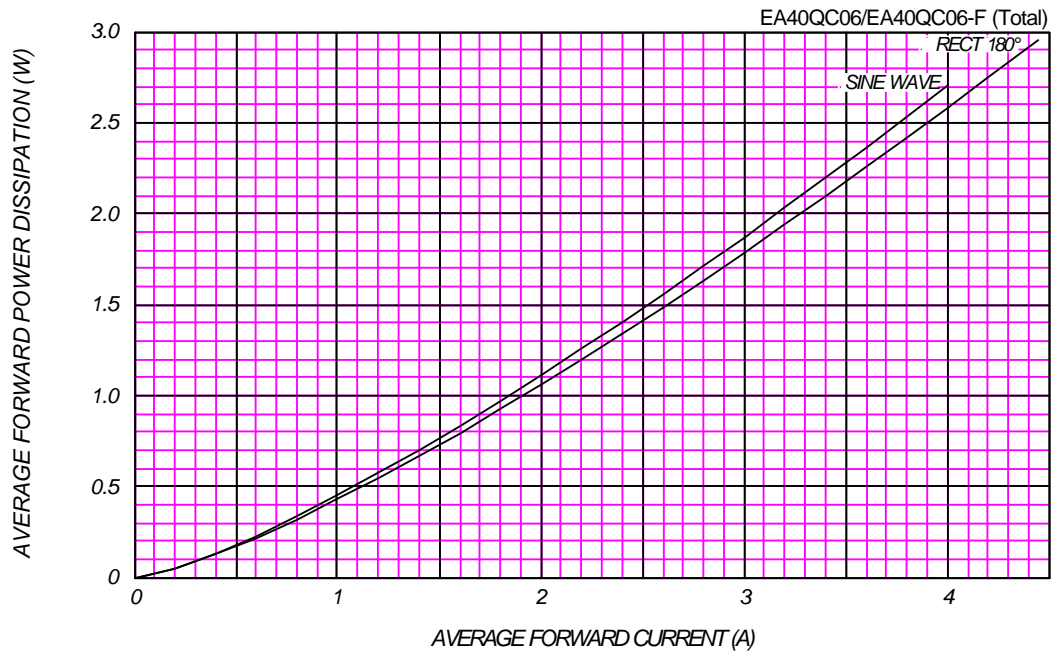
Center Tap



### FORWARD CURRENT VS. VOLTAGE



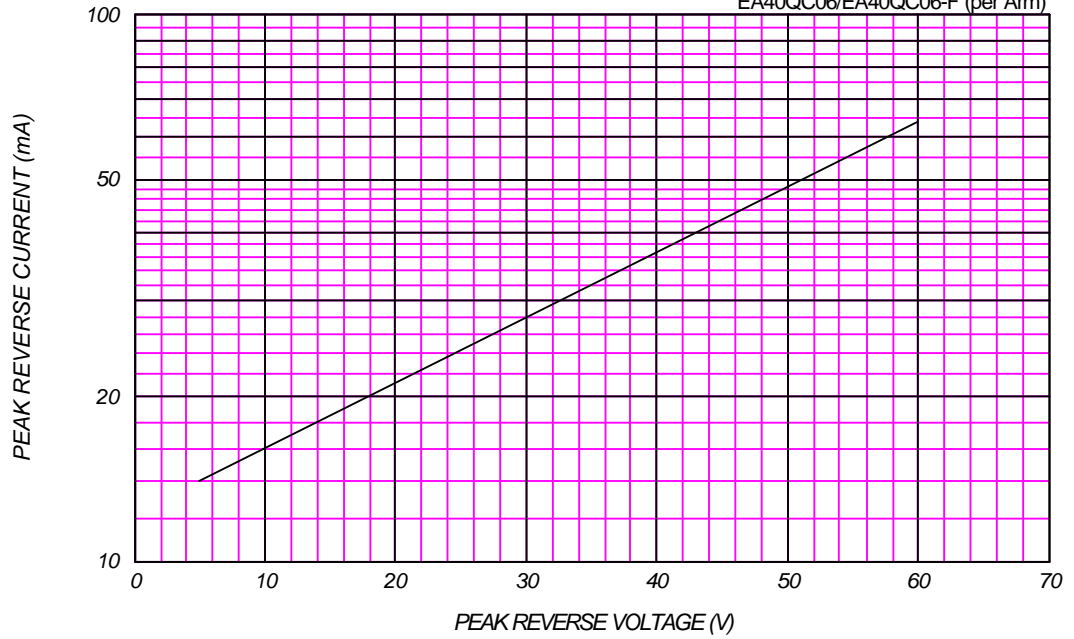
### AVERAGE FORWARD POWER DISSIPATION



### PEAK REVERSE CURRENT VS. PEAK REVERSE VOLTAGE

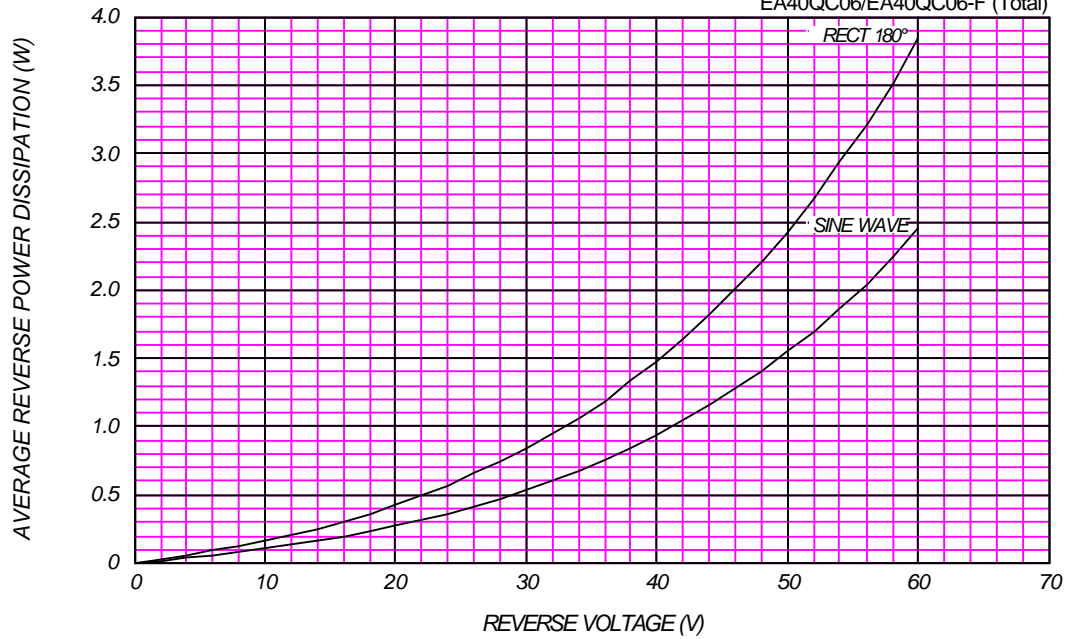
$T_j = 150\text{ }^\circ\text{C}$

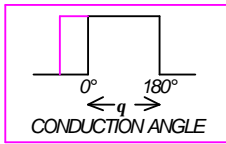
EA40QC06/EA40QC06-F (per Arm)



### AVERAGE REVERSE POWER DISSIPATION

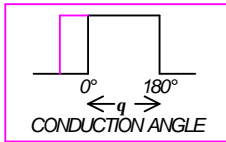
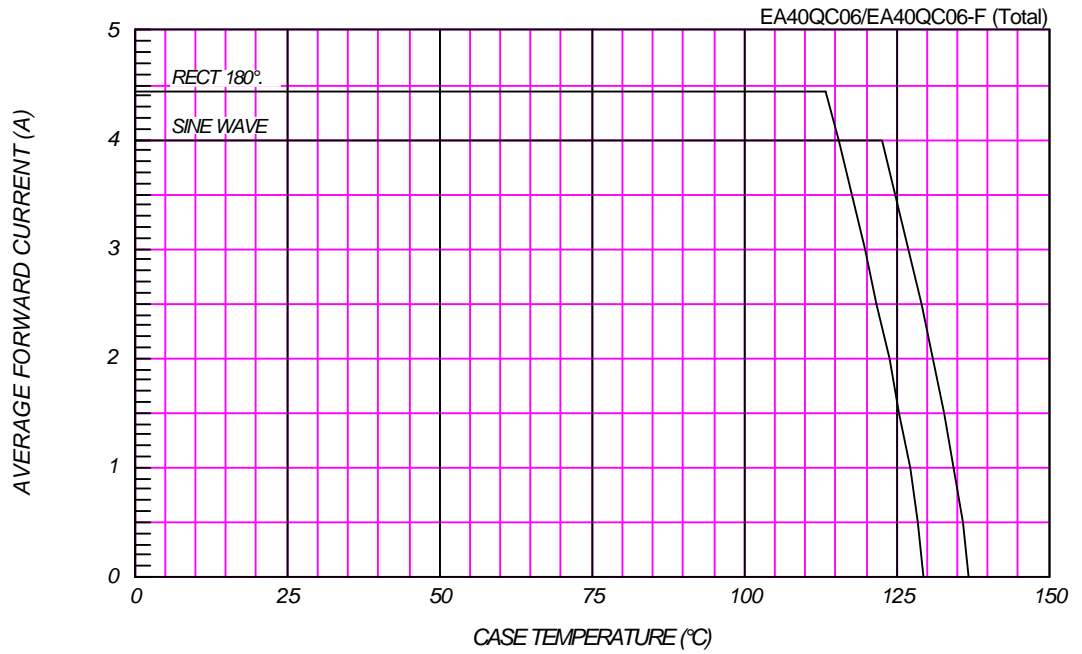
EA40QC06/EA40QC06-F (Total)





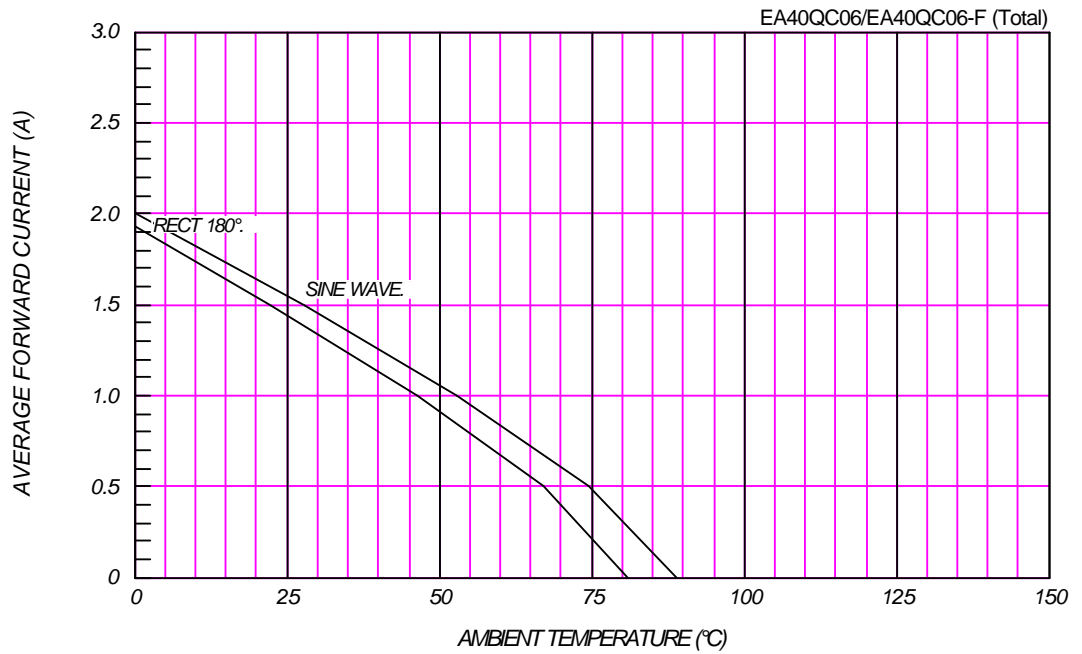
### AVERAGE FORWARD CURRENT VS. CASE TEMPERATURE

$V_{RM}=60\text{ V}$



### AVERAGE FORWARD CURRENT VS. AMBIENT TEMPERATURE

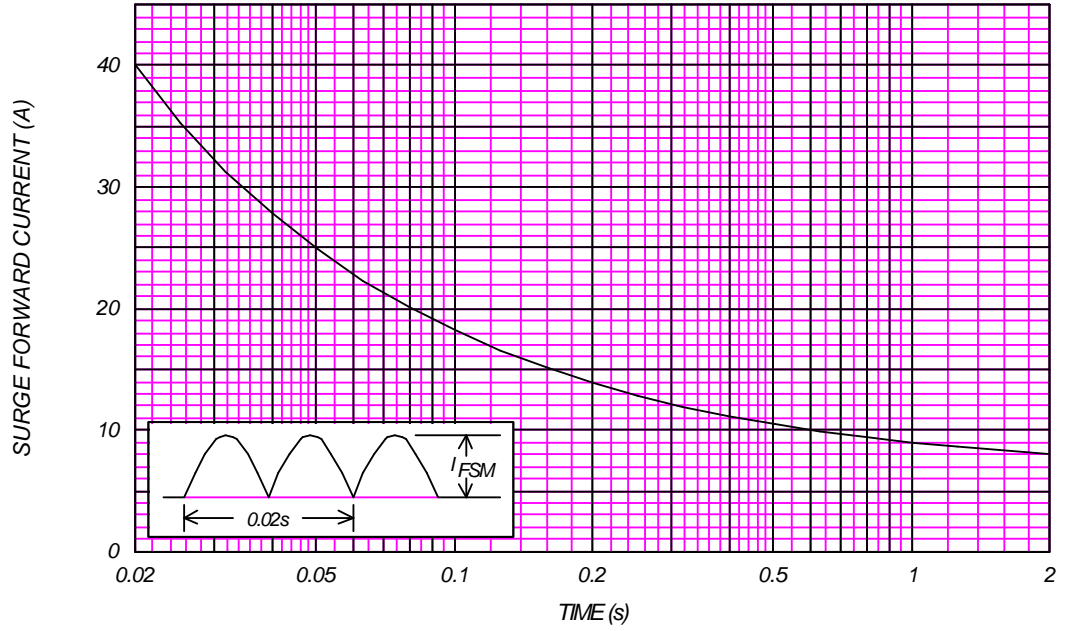
P.C. Board mounted (Print land=20x20mm)



### SURGE CURRENT RATINGS

f=50Hz, Sine Wave, Non-Repetitive, No Load

EA40QC06/EA40QC06-F



### JUNCTION CAPACITANCE VS. REVERSE VOLTAGE

$T_j=25^\circ\text{C}$ ,  $V_m=20\text{mV}_{RMS}$ ,  $f=100\text{kHz}$ , Typical Value

EA40QC06/EA40QC06-F (per Arm)

