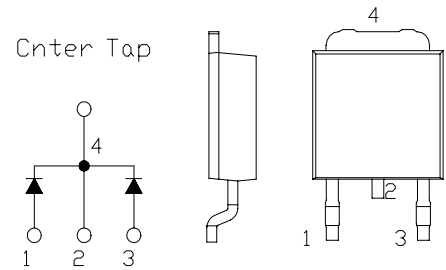


# SBD Type : EA40QC10-F

## OUTLINE DRAWING

### FEATURES

- \* TO-252AA Case, Surface Mount Device
- \* Dual Diodes Cathode Common
- \* Low Forward Voltage drop
- \* Low Power Loss
- \* High Surge Capability
- \* 40 Volts thru 100 Volts Types Available
- \* Packaged in 16mm Tape and Reel



### Maximum Ratings

Approx Net Weight:0.30g

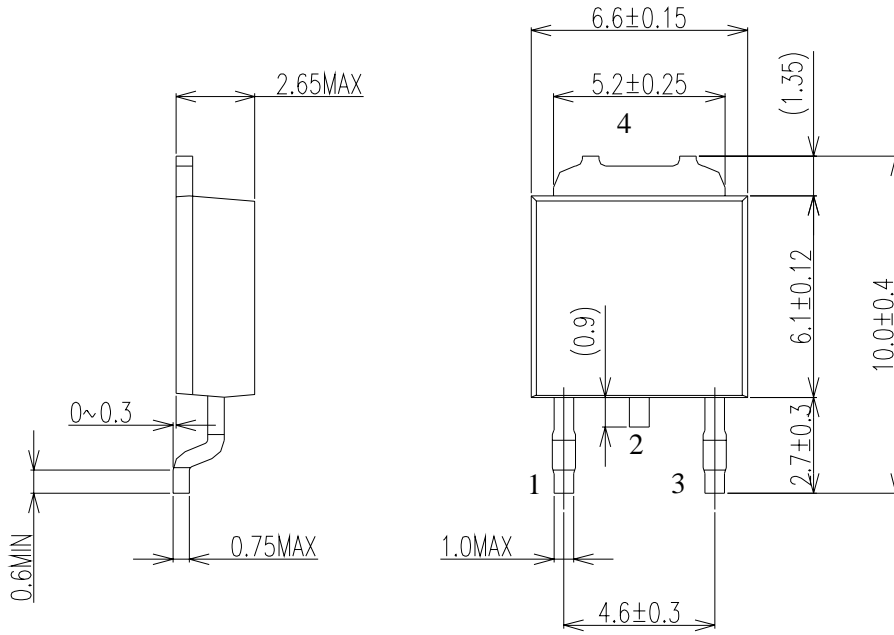
Rating		Symbol	EA40QC10-F			Unit
Repetitive Peak Reverse Voltage		$V_{RRM}$	100			V
Average Rectified Output Current	P.C.Board mounted *	$I_o$	1.6	$T_a=35^{\circ}C$	50Hz Full Sine Wave Resistive Load	A
	-		4.0	$T_c=129^{\circ}C$		
RMS Forward Current		$I_{F(RMS)}$	4.44			A
Surge Forward Current		$I_{FSM}$	40	50Hz Full Sine Wave,1cycle, Non-repetitive		A
Operating JunctionTemperature Range		$T_{jw}$	- 40 to + 150			$^{\circ}C$
Storage Temperature Range		$T_{stg}$	- 40 to + 150			$^{\circ}C$

### Electrical • Thermal Characteristics

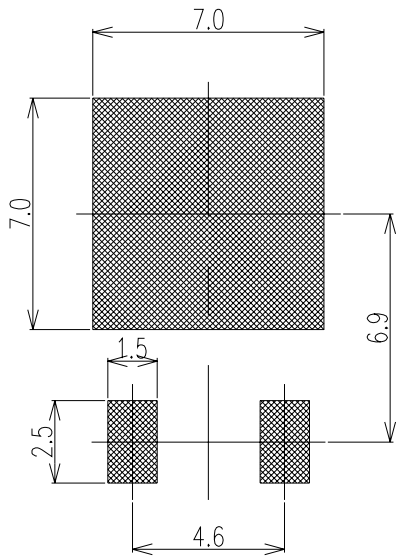
Characteristics		Symbol	Conditions	Min	Typ	Max	Unit
Peak Reverse Current		$I_{RM}$	$T_j=25^{\circ}C, V_{RM}=V_{RRM}$ per Arm	-	-	1	mA
Peak Forward Voltage		$V_{FM}$	$T_j=25^{\circ}C, I_{FM}= 2$ A per Arm	-	-	0.85	V
Thermal Resistance	Junction to Ambient	$R_{th(j-a)}$	P.C.Board mounted *	-	-	80	$^{\circ}C/W$
	Junction to Case	$R_{th(j-c)}$	-	-	-	5.5	$^{\circ}C/W$

\* Print Land = 20x20 mm

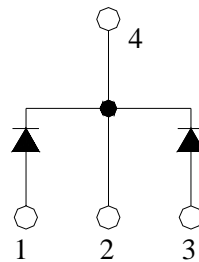
EA40QC10-F OUTLINE DRAWING (Dimensions in mm)



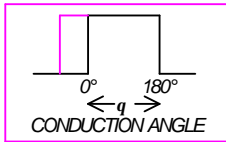
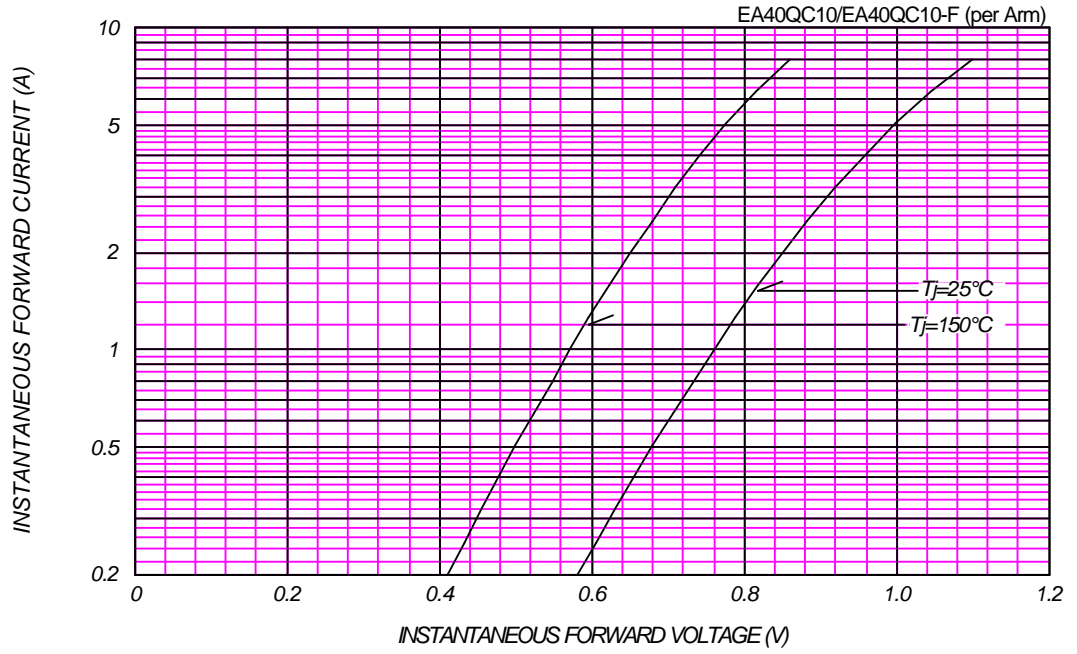
Soldering PAD



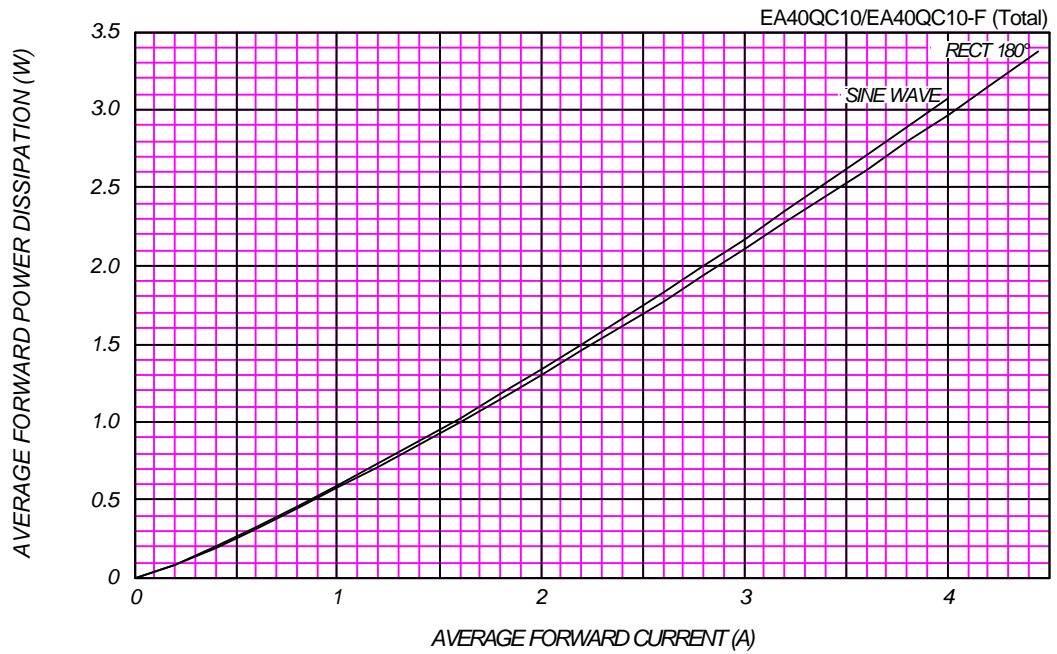
Center Tap



### FORWARD CURRENT VS. VOLTAGE



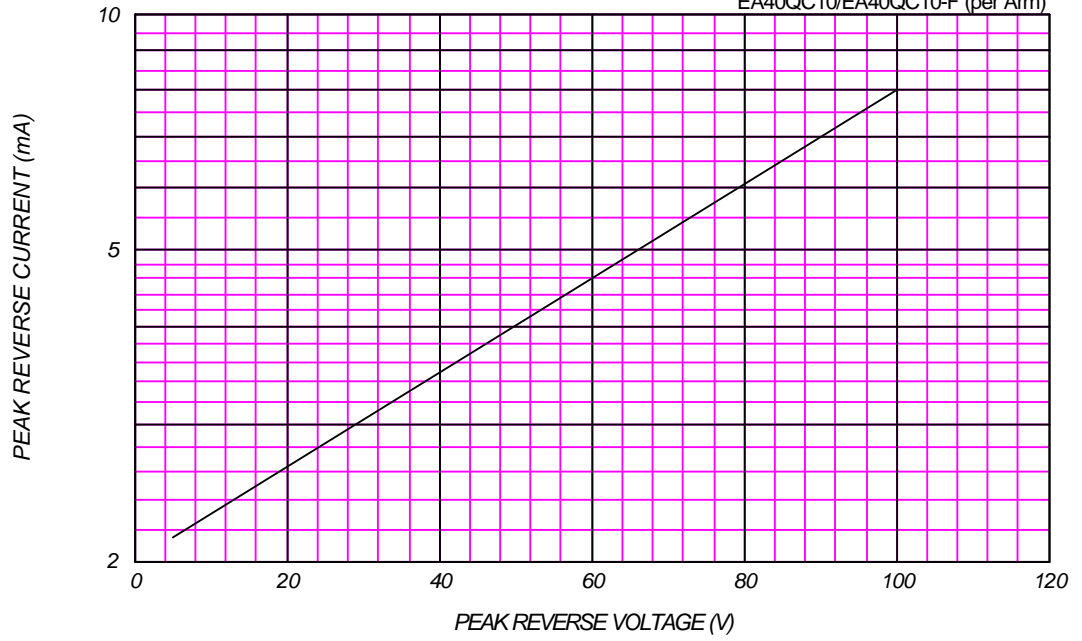
### AVERAGE FORWARD POWER DISSIPATION



PEAK REVERSE CURRENT VS. PEAK REVERSE VOLTAGE

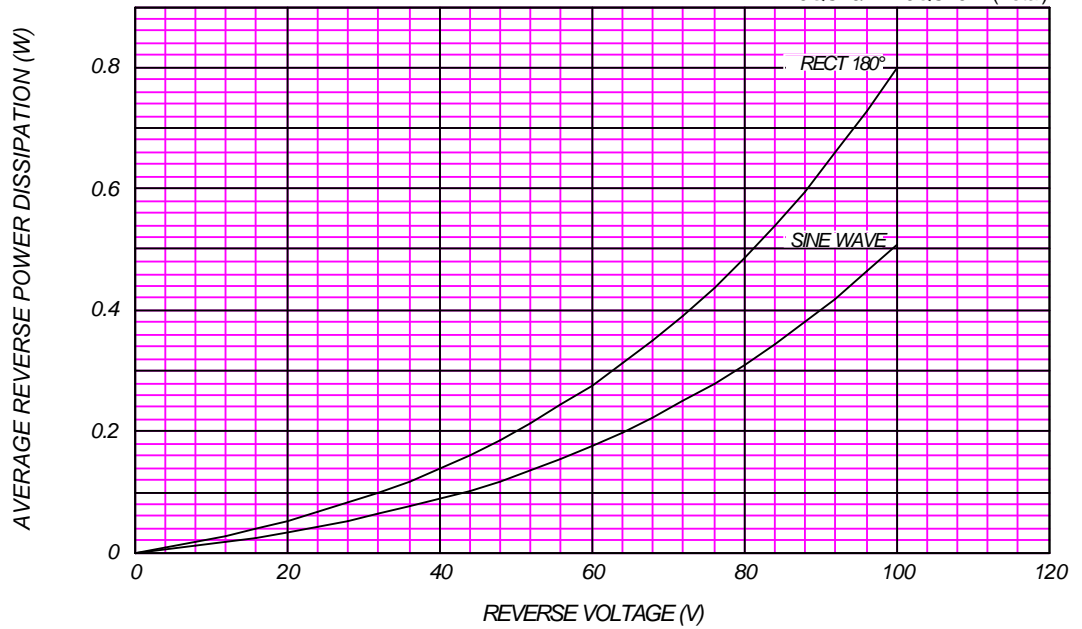
T<sub>j</sub> = 150 °C

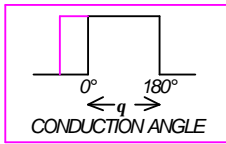
EA40QC10/EA40QC10-F (per Arm)



AVERAGE REVERSE POWER DISSIPATION

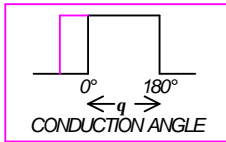
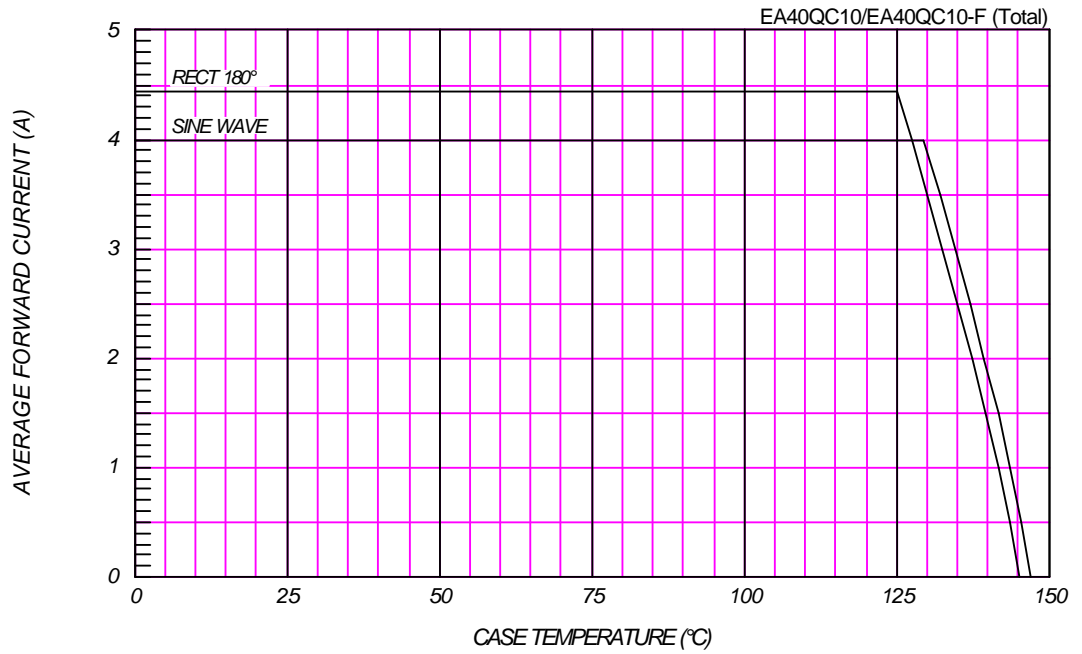
EA40QC10/EA40QC10-F (Total)





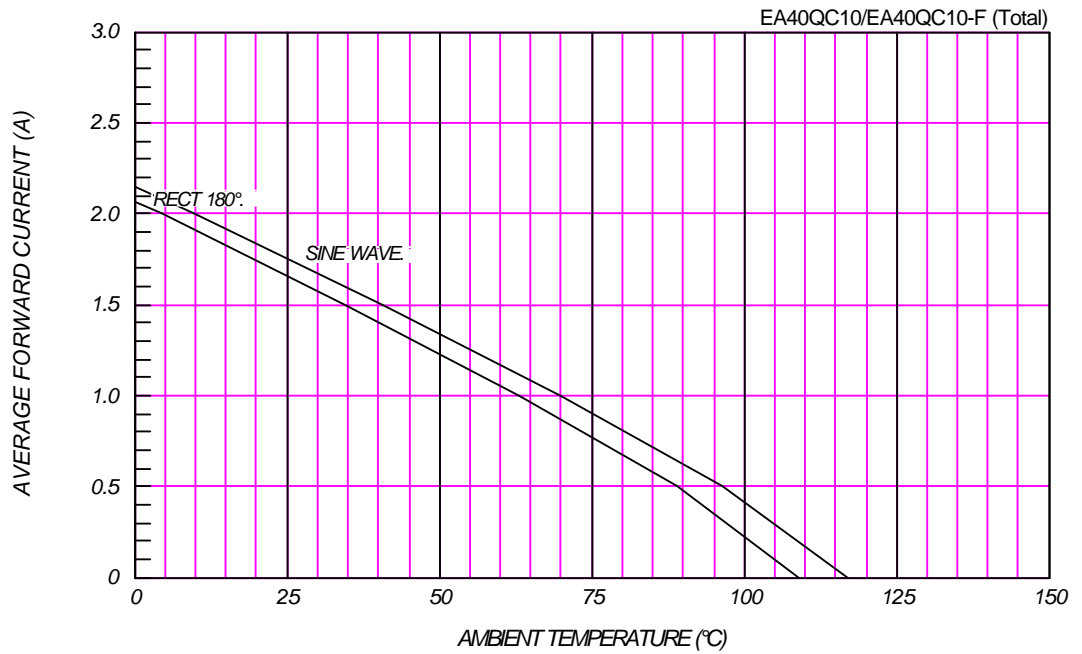
### AVERAGE FORWARD CURRENT VS. CASE TEMPERATURE

$V_{RM} = 100V$



### AVERAGE FORWARD CURRENT VS. AMBIENT TEMPERATURE

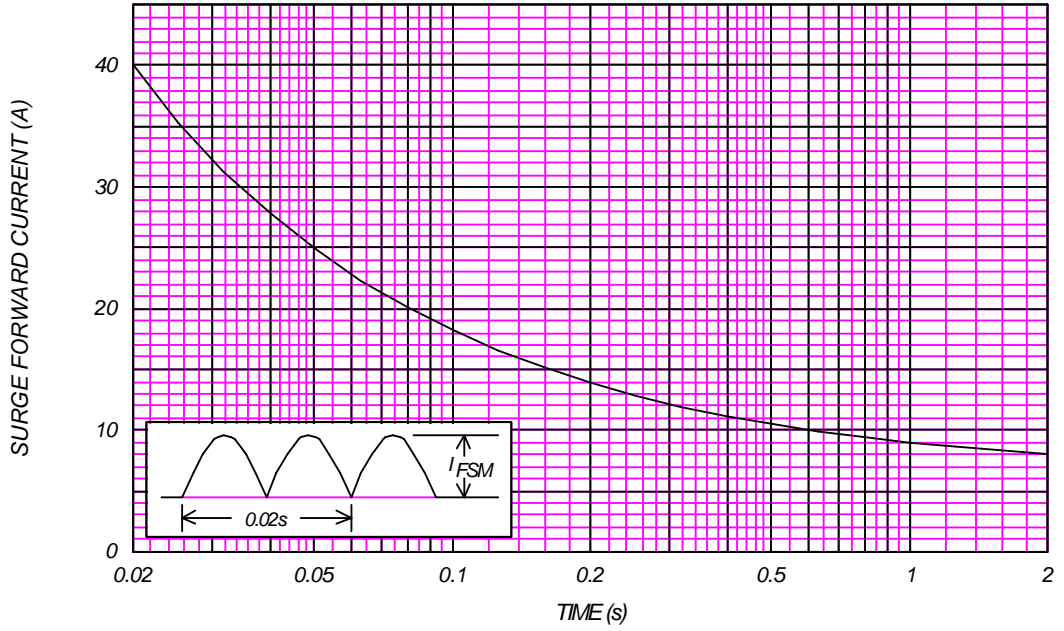
P.C. Board mounted (Print land=20x20mm)



### SURGE CURRENT RATINGS

f=50Hz, Sine Wave, Non-Repetitive, No Load

EA40QC10/EA40QC10-F



### JUNCTION CAPACITANCE VS. REVERSE VOLTAGE

$T_j=25^\circ\text{C}$ ,  $V_m=20\text{mV}_{RMS}$ ,  $f=100\text{kHz}$ , Typical Value

EA40QC10/EA40QC10-F (per Arm)

