

Descriptions

- Switching application
- Interface circuit and driver circuit application

Features

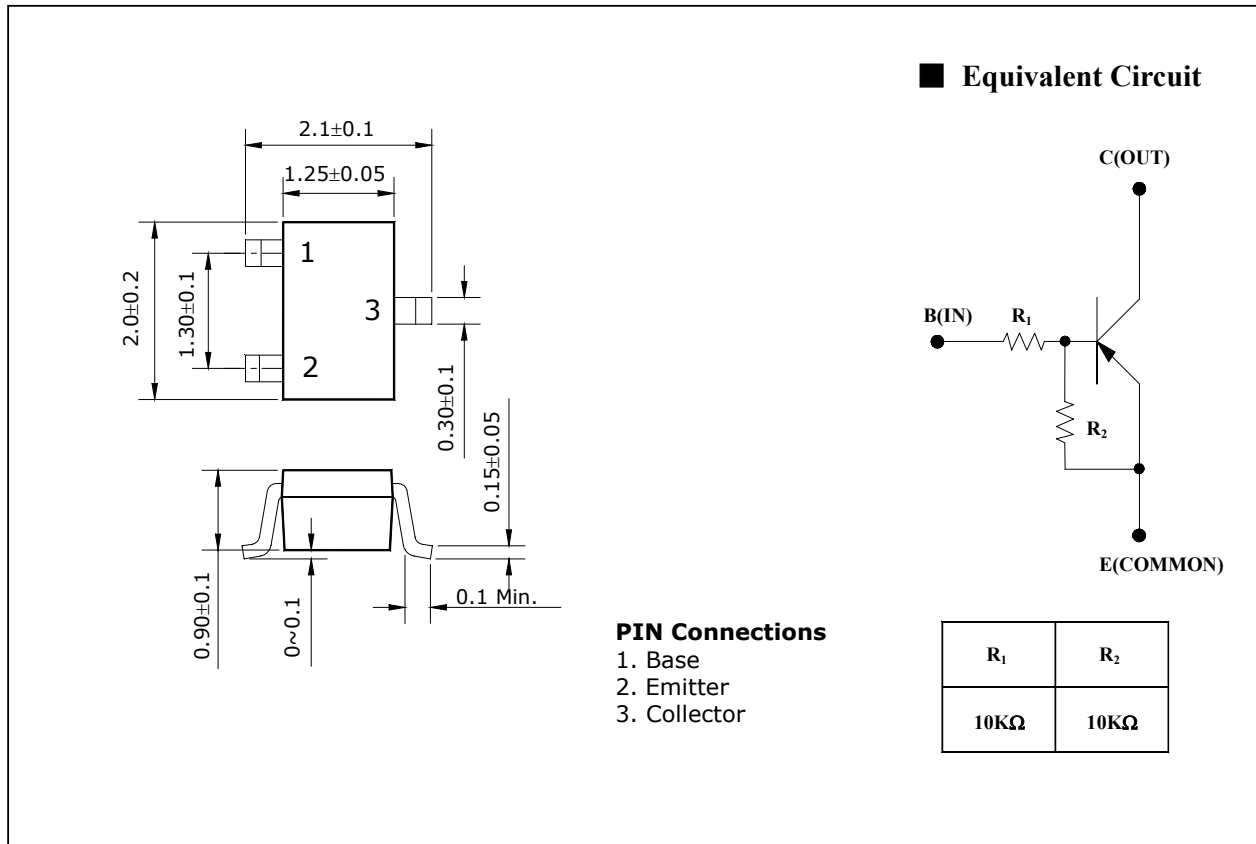
- With built-in bias resistors
- Simplify circuit design
- Reduce a quantity of parts and manufacturing process
- High packing density

Ordering Information

| Type NO. | Marking | Package Code |
|----------|---------|--------------|
| SRA2202U | 2R | SOT-323 |

Outline Dimensions

unit : mm



Absolute maximum ratings

(Ta=25°C)

| Characteristic | Symbol | Ratings | Unit |
|----------------------|-----------|-----------|------|
| Out Voltage | V_O | -50 | V |
| Input Voltage | V_I | -30 | V |
| Out Current | I_O | -100 | mA |
| Power Dissipation | P_D | 200 | mW |
| Junction Temperature | T_J | 150 | °C |
| Storage Temperature | T_{STG} | -55 ~ 150 | °C |

Electrical Characteristics

(Ta=25°C)

| Characteristic | Symbol | Test Condition | Min. | Typ. | Max. | Unit |
|------------------------|--------------|-------------------------|------|------|-------|------|
| Output Cut-off Current | $I_{O(OFF)}$ | $V_O=-50V, V_I=0$ | - | - | -500 | nA |
| DC Current Gain | G_I | $V_O=-5V, I_O=-10mA$ | 50 | 80 | - | - |
| Output Voltage | $V_{O(ON)}$ | $I_O=-10mA, I_I=-0.5mA$ | - | -0.1 | -0.3 | V |
| Input Voltage (ON) | $V_{I(ON)}$ | $V_O=-0.2V, I_O=-5mA$ | - | -1.8 | -2.4 | V |
| Input Voltage (OFF) | $V_{I(OFF)}$ | $V_O=-5V, I_O=-0.1mA$ | -1.0 | -1.2 | - | V |
| Transition Frequency | f_T^* | $V_O=-10V, I_O=-5mA$ | - | 200 | - | MHz |
| Input Current | I_I | $V_I=-5V$ | - | - | -0.88 | mA |

* : Characteristic of Transistor Only

Electrical Characteristic Curves

Fig. 1 $I_O - V_{I(ON)}$

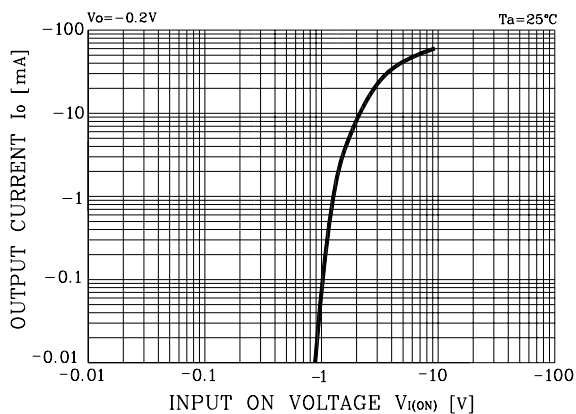


Fig. 2 $I_O - V_{I(OFF)}$

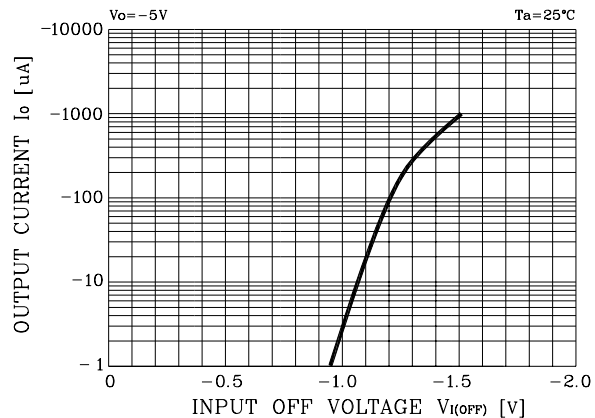


Fig. 3 $G_I - I_O$

