

PLEASE CHECK WWW.MOLEX.COM FOR LATEST PART INFORMATION

Part Number: [0908140810](#)
Status: **Active**
Overview: [picoflex](#)
Description: 1.27mm (.050") Pitch Picoflex® PF-50 SMT Header, Vertical, Low Profile, Surface Mount, Tin, 10 Circuits, Glow Wire Compatible

Documents:

[3D Model](#) [Product Specification PS-99020-0011 \(PDF\)](#)
[Drawing \(PDF\)](#) [RoHS Certificate of Compliance \(PDF\)](#)

Agency Certification

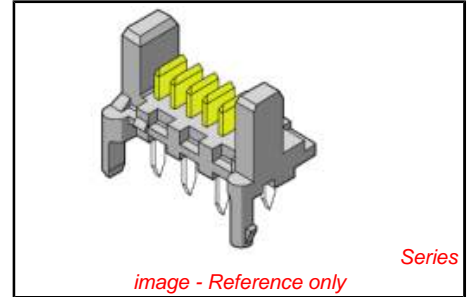
UL E29179

General

Product Family PCB Headers
 Series 90814
 Application Wire-to-Board
 Application Tooling Part Link 690081070
 Comments Low Profile SMT
 MolexKits Yes
 Overview [picoflex](#)
 Product Name Picoflex®

Physical

Breakaway No
 Circuits (Loaded) 10
 Color - Resin Natural
 Durability (mating cycles max) 30
 First Mate / Last Break No
 Flammability 94V-0
 Glow-Wire Compliant Yes
 Guide to Mating Part No
 Keying to Mating Part None
 Lock to Mating Part Yes
 Material - Metal Brass
 Material - Plating Mating Tin
 Material - Resin High Temperature Thermoplastic
 Number of Rows 1
 Orientation Vertical
 PCB Locator Yes
 PCB Retention Yes
 PCB Thickness Recommended (in) 0.063 In
 PCB Thickness Recommended (mm) 1.60 mm
 Packaging Type Tube
 Pitch - Mating Interface (in) 0.050 In
 Pitch - Mating Interface (mm) 1.27 mm
 Pitch - Term. Interface (in) 0.050 In
 Pitch - Term. Interface (mm) 1.27 mm
 Plating min: Mating (µin) 120
 Plating min: Mating (µm) 3
 Plating min: Termination (µin) 120
 Plating min: Termination (µm) 3
 Polarized to Mating Part Yes
 Polarized to PCB Yes
 Shrouded Open Ends
 Stackable No



<p>EU RoHS ELV and RoHS Compliant REACH SVHC Contains SVHC: No Halogen-Free Status Not Halogen-Free</p>	<p>China RoHS</p>
--	--------------------------

Need more information on product environmental compliance?
 Email productcompliance@molex.com
 For a multiple part number RoHS Certificate of Compliance, [click here](#)
 Please visit the [Contact Us](#) section for any non-product compliance questions.

Search Parts in this Series
[90814Series](#)

Mates With
[90327 IDT Connector](#)

Application Tooling | FAQ
Tooling specifications and manuals are found by selecting the products below. Crimp Height Specifications are then contained in the Application Tooling Specification document.

Global Description	Product #
Extraction Tool (Plastic) for 90327 Connector, 4-26 Circuit	0690081070

Surface Mount Compatible (SMC)	Yes
Temperature Range - Operating	-40°C to +105°C
Termination Interface: Style	Surface Mount

Electrical

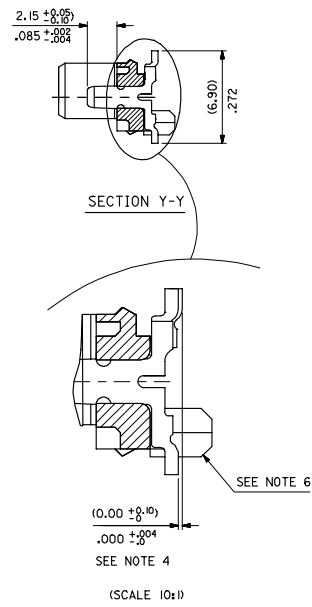
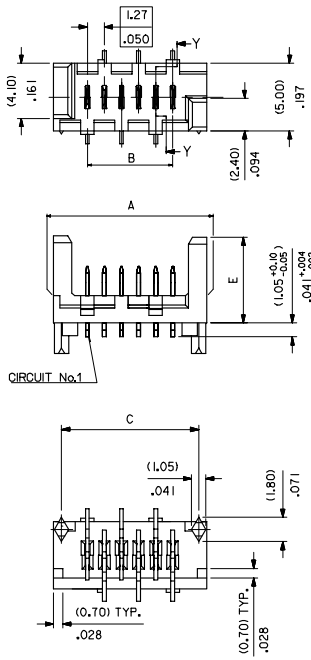
Current - Maximum per Contact	2.4A
Voltage - Maximum	250V AC/DC

Material Info**Reference - Drawing Numbers**

Packaging Specification	PK-90814-001
Product Specification	PS-99020-0011
Sales Drawing	SDA-90814

This document was generated on 06/08/2010

PLEASE CHECK WWW.MOLEX.COM FOR LATEST PART INFORMATION



90814 - **

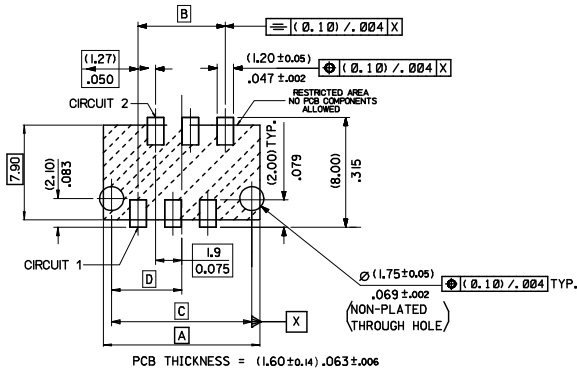
	PCB PEGS	TUBE PACKED	TAPE & REEL PACKED	POLARIZING PEG HEIGHT DIMN. E
0	YES	YES	NO	(6.40)/.252
2	YES	NO	YES	(6.40)/.252
3	NO	YES	NO	(6.40)/.252
5	NO	NO	YES	(6.40)/.252
6	NO	YES	NO	(4.10)/.161
7	NO	NO	YES	(4.10)/.161
8	YES	YES	NO	(4.10)/.161
9	YES	NO	YES	(4.10)/.161

0= (3-5UM)/I20-200UIN TIN VERSION
3= (0.76UM)/30UIN GOLD VERSION

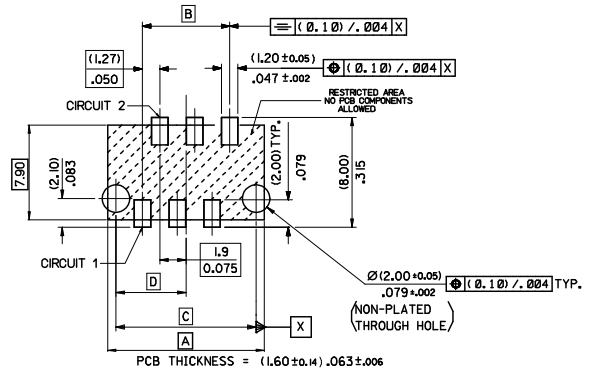
90814-**-34	34	(46.96)/1.849	(41.91)/1.650	(45.76)/1.802	10	NO
90814-**-26	26	(36.80)/1.449	(31.75)/1.250	(35.60)/1.402	14	YES
90814-**-24	24	(34.26)/1.349	(29.21)/1.150	(33.06)/1.302	15	YES
90814-**-22	22	(31.72)/1.249	(26.67)/1.050	(30.52)/1.202	16	YES
90814-**-20	20	(29.18)/1.149	(24.13)/.950	(27.98)/1.102	18	YES
90814-**-18	18	(26.64)/1.049	(21.59)/.850	(25.44)/1.002	20	YES
90814-**-16	16	(24.10)/.949	(19.05)/.750	(22.90)/.902	22	YES
90814-**-14	14	(21.56)/.849	(16.51)/.650	(20.36)/.802	25	YES
90814-**-12	12	(19.02)/.749	(13.97)/.550	(17.82)/.702	28	YES
90814-**-10	10	(16.48)/.649	(11.43)/.450	(15.28)/.602	32	YES
90814-**-08	8	(13.94)/.549	(8.89)/.350	(12.74)/.502	38	YES
90814-**-06	6	(11.40)/.449	(6.35)/.250	(10.20)/.402	46	YES
90814-**-04	4	(8.86)/.349	(3.81)/.150	(7.66)/.302	60	YES
PART NO.	NUMBER OF CKTS	DIMN. A	DIMN. B	DIMN. C	QUANTITY OF PARTS PER TUBE (-0**/-+3**/-+6** & -8** VERSIONS)	TOOLED

- NOTES:
- MATERIAL: HOUSING: NYLON 4/6 30% G.F., UL 94 V-0, NATURAL (BEIGE) TERMINAL- CARTRIDGE BRASS (0.28)/.011 REF THICK
 - PLATING: TIN: TIN (3-5UM)/I20uin-200uin OVER (1.27um)/5uin MIN NICKEL. GOLD: (0.76UM)/30UIN SELECTIVE GOLD AND (0.10-0.20UM)/4UIN-8UIN GOLD FLASH OVER (1.27UM)/50UIN NICKEL UNDERCOAT
 - MATES WITH MOLEX 90327 PART SERIES
 - ALL SMT TAILS TO LIE WITHIN A COPLANARITY BAND OF (0.01)/.0 - (0.10)/.004 REF. FROM EACH OTHER.
 - FOR TAPE & REEL PACKAGING DETAILS SEE SDA-90814-9001
 - PCB PEGS ARE OPTIONAL
 - PCB LAYOUT SHOWN ON SHEET 2

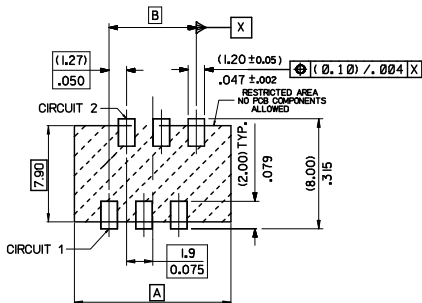
REDUCED CO-PL TOL EC NO: E2007-0304 DRW: JENNIEHY 2006/11/07 CHK: MORIARTY 2006/11/07 APPR: JENNIEHY 2006/11/13	QUALITY SYMBOLS	GENERAL TOLERANCES (UNLESS SPECIFIED)	DIMENSION STYLE	SCALE	DESIGN UNITS	THIRD ANGLE PROJECTION
	$\nabla=0$ $\nabla=0$	mm INCH 4 PLACES ±--- ±--- 3 PLACES ±--- ±.004 2 PLACES ±.010 ±--- 1 PLACE ±--- ±--- ANGULAR ±1/2°	MM/IN DRAWN BY: DMCNAMAR DATE: 2001/08/16 CHECKED BY: DATE: PCURTIN DATE: 2001/08/16 APPROVED BY: DATE: MILWHITE DATE: 2001/08/16	5:1	METRIC	
	DRAFT WHERE APPLICABLE MUST REMAIN WITHIN DIMENSIONS	SEE CHART	MATERIAL NO. DOCUMENT NO. SDA-90814	PICO FLEX SMT HEADER MOLEX INCORPORATED		
			THIS DRAWING CONTAINS INFORMATION THAT IS PROPRIETARY TO MOLEX INCORPORATED AND SHOULD NOT BE USED WITHOUT WRITTEN PERMISSION	SHEET NO. 1 OF 2		



PCB LAYOUT FOR TRANSITION FIT WITH PCB PEGS
 HEADER VERSIONS 90814-0**/-0**/-2**/-8**/-9**,
 VIEWED FROM COMPONENT SIDE



PCB LAYOUT FOR CLEARANCE FIT WITH PCB PEGS
 HEADER VERSIONS 90814-0**/-0**/-2**/-8**/-9**,
 VIEWED FROM COMPONENT SIDE



PCB LAYOUT FOR HEADERS WITHOUT PCB PEGS
 HEADER VERSIONS 90814-3**/-5**/-6**/-7**,
 VIEWED FROM COMPONENT SIDE

PART NO.	NUMBER OF CKTS	DIMN. A	DIMN. B	DIMN. C	DIMN. D
90814-34	34	(46.96)/L849	(41.91)/L650	(45.76)/L802	(22.88)/.901
90814-26	26	(36.80)/L449	(31.75)/L250	(35.60)/L402	(17.80)/.701
90814-24	24	(34.26)/L349	(29.21)/L150	(33.06)/L302	(16.53)/.651
90814-22	22	(31.72)/L249	(26.67)/L050	(30.52)/L202	(15.26)/.601
90814-20	20	(29.18)/L149	(24.13)/.950	(27.98)/L102	(13.99)/.551
90814-18	18	(26.64)/L049	(21.59)/.850	(25.44)/L002	(12.72)/.501
90814-16	16	(24.10)/.949	(19.05)/.750	(22.90)/.902	(11.45)/.451
90814-14	14	(21.56)/.849	(16.51)/.650	(20.36)/.802	(10.18)/.401
90814-12	12	(19.02)/.749	(13.97)/.550	(17.82)/.702	(8.91)/.351
90814-10	10	(16.48)/.649	(11.43)/.450	(15.28)/.602	(7.64)/.301
90814-08	8	(13.94)/.549	(8.89)/.350	(12.74)/.502	(6.37)/.251
90814-06	6	(11.40)/.449	(6.35)/.250	(10.20)/.402	(5.10)/.201
90814-04	4	(8.86)/.349	(3.81)/.150	(7.66)/.302	(3.83)/.151

ADDED PART FOOTPRINT EC NO: E2009-0235 DRAWN BY: JRM/BBY/RES CHKD: 2008/11/10 APPR: WALLACE 2008/11/10 REV	QUALITY SYMBOLS ▽=0 ▽=0	GENERAL TOLERANCES (UNLESS SPECIFIED) mm INCH 4 PLACES ± --- ± --- 3 PLACES ± --- ± --- 2 PLACES ± 0.10 ± --- 1 PLACE ± 0.2 ± --- ANGULAR ± 1/2°	DIMENSION STYLE MM ONLY DRAWN BY: JMCNAMAR DATE: 2001/08/23 CHECKED BY: BMAGUIRE DATE: 2001/08/23 APPROVED BY: MWILHITE DATE: 2001/08/23	SCALE: 5:1 DESIGN UNITS: METRIC THIRD ANGLE PROJECTION	TITLE: PICOFLEX SMT HEADER MOLEX INCORPORATED SDA-90814	SHEET NO.: 2 OF 2
	DRAFT WHERE APPLICABLE MUST REMAIN WITHIN DIMENSIONS		SEE CHART		THIS DRAWING CONTAINS INFORMATION THAT IS PROPRIETARY TO MOLEX INCORPORATED AND SHOULD NOT BE USED WITHOUT WRITTEN PERMISSION	