

PLEASE CHECK WWW.MOLEX.COM FOR LATEST PART INFORMATION

Part Number: **0877600816**
Status: **Active**
Overview: milligrid
Description: 2.00mm (.079") Pitch Milli-Grid™ Header, Right Angle, Through Hole, 8 Circuits, 0.38µm (15µ") Gold (Au) Selective Plating, Tray, Lead-free

Documents:

3D Model [Product Specification PS-87761-100 \(PDF\)](#)
Drawing (PDF) [RoHS Certificate of Compliance \(PDF\)](#)

Agency Certification

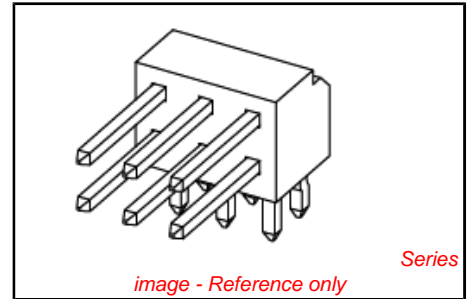
CSA LR19980
UL E29179

General

Product Family PCB Headers
Series 87760
Application Board-to-Board, Wire-to-Board
Comments Lead-free version of 87049 series
Overview milligrid
Product Name Milli-Grid™

Physical

Breakaway No
Circuits (Loaded) 8
Circuits (maximum) 8
Color - Resin Black
First Mate / Last Break No
Flammability 94V-0
Glow-Wire Compliant No
Guide to Mating Part No
Keying to Mating Part None
Lock to Mating Part None
Mated Height (in) 0.157 In
Mated Height (mm) 4.00 mm
Material - Metal Phosphor Bronze
Material - Plating Mating Gold
Material - Plating Termination Tin
Material - Resin High Temperature Thermoplastic
Number of Rows 2
Orientation Right Angle
PC Tail Length (in) 0.102 In
PC Tail Length (mm) 2.60 mm
PCB Locator No
PCB Retention None
PCB Thickness Recommended (in) 0.062 In
PCB Thickness Recommended (mm) 1.60 mm
Packaging Type Tray
Pitch - Mating Interface (in) 0.079 In
Pitch - Mating Interface (mm) 2.00 mm
Pitch - Term. Interface (in) 0.079 In
Pitch - Term. Interface (mm) 2.00 mm
Plating min: Mating (µin) 15
Plating min: Mating (µm) 0.38
Plating min: Termination (µin) 76.4
Plating min: Termination (µm) 1.91



<p>EU RoHS ELV and RoHS Compliant REACH SVHC Not Reviewed Halogen-Free Status Not Halogen-Free</p>	<p>China RoHS</p>
--	--------------------------

Need more information on product environmental compliance?
Email productcompliance@molex.com
For a multiple part number RoHS Certificate of Compliance, [click here](#)
Please visit the [Contact Us](#) section for any non-product compliance questions.

Search Parts in this Series
87760Series

Mates With
79107 Milli-Grid™ Receptacle, Vertical, Through Hole. 79108 Milli-Grid™ Flex-to-Board, Vertical Receptacle. Milli-Grid™ Receptacle, Surface Mount. 79109, 87381

Polarized to Mating Part	No
Polarized to PCB	No
Shrouded	No
Stackable	Yes
Surface Mount Compatible (SMC)	Yes
Temperature Range - Operating	-55°C to +105°C
Termination Interface: Style	Through Hole

Electrical

Current - Maximum per Contact	2A
Voltage - Maximum	125V

Solder Process Data

Duration at Max. Process Temperature (seconds)	14
Lead-free Process Capability	Wave Capable (TH only)
Max. Cycles at Max. Process Temperature	1
Process Temperature max. C	265

Material Info

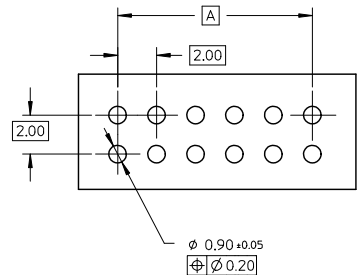
Reference - Drawing Numbers

Product Specification	PS-87761-100
Sales Drawing	SD-87760-109

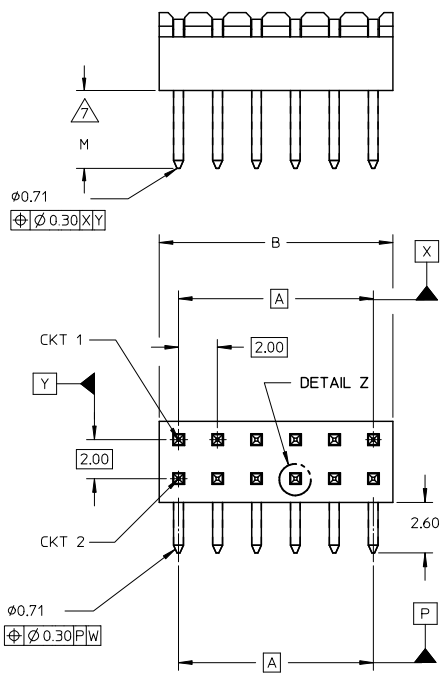
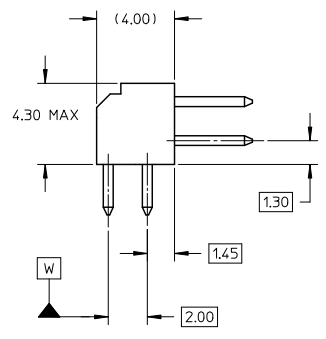
This document was generated on 05/26/2010

PLEASE CHECK WWW.MOLEX.COM FOR LATEST PART INFORMATION

10 9 8 7 6 5 4 3 2 1



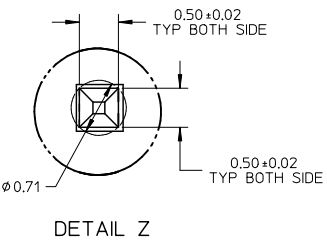
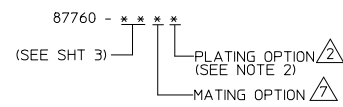
RECOMMENDED PCB LAYOUT



NOTES:

1. MATERIAL:
 - HSG: PCT, 30% GLASS FILLED, UL 94V-0, COLOUR BLACK.
 - PIN: 0.50MM SQ PHOSPHOR BRONZE 510
2. PLATING:
 - ***6 - 0.38um MIN GOLD IN CONTACT AREA, 1.90um MIN TIN IN SOLDER TAIL AREA, BOTH OVER 1.27um MIN NICKEL OVERALL
 - ***7 - 0.76um MIN GOLD IN CONTACT AREA, 1.90um MIN TIN IN SOLDER TAIL AREA, BOTH OVER 1.27um MIN NICKEL OVERALL
 - ***8 - 2.54um MIN TIN OVER 1.27um MIN NICKEL OVERALL
3. 12 CKT USED FOR ILLUSTRATION ONLY
4. PART TO BE PACKED IN POCKET TRAY/TUBE (SEE TABLE).
5. PRODUCT SPEC PS-87761-100 APPLIES.
6. RECOMMENDED PCB BOARD THK 1.60±0.10 MM.
- MATING LENGTH:
 - 1 - 4.00MM
 - 2 - 3.50MM
 - 3 - 3.06MM
 - 4 - 5.75MM

LEGEND:

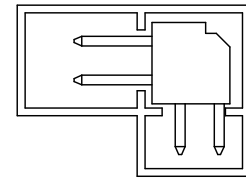


DETAIL Z

0047-DW-SIRIUS EIC NO: S2010-0177 DRWNSKANG 2009/10/24 CHYKATSEE 2009/10/22 APPR:MLONG 2009/10/23	QUALITY SYMBOLS	GENERAL TOLERANCES (UNLESS SPECIFIED)	DIMENSION STYLE	SCALE	DESIGN UNITS	THIRD ANGLE PROJECTION
	$\nabla=0$ $\nabla=0$	mm INCH 4 PLACES ± --- ± --- 3 PLACES ± --- ± --- 2 PLACES ± 0.2 ± --- 1 PLACE ± --- ± --- ANGULAR ± 3°	MM ONLY	NTS	METRIC	
	DRAWN BY: KSEE DATE: 2003/10/15 CHECKED BY: DATE: 2003/12/02 APPROVED BY: DATE: 2003/12/11 SKTOH	TITLE: MGRID, 2MM DUAL ROW HDR, R/A		MOLEX INCORPORATED		
	MATERIAL NO. SEE TABLE SIZE: A3 DRAFT WHERE APPLICABLE MUST REMAIN WITHIN DIMENSIONS	DOCUMENT NO. SD-87760-109 SHEET NO. 1 OF 2		THIS DRAWING CONTAINS INFORMATION THAT IS PROPRIETARY TO MOLEX INCORPORATED AND SHOULD NOT BE USED WITHOUT WRITTEN PERMISSION		

9 8 7 6 5 4 3 2 1

	10	9	8	7	6	5	4	3	2	1	
	PART NUMBER	VOID PIN LOCATION	CKT SIZE	A	B	M	PACKAGING TYPE				
F	87760-04**	-	04	2.00	4.00	REFER TO NOTE 7	TRAY				
	87760-06**	-	06	4.00	6.00						
	87760-08**	-	08	6.00	8.00						
	87760-10**	-	10	8.00	10.00						
	87760-12**	-	12	10.00	12.00						
	87760-14**	-	14	12.00	14.00						
E	87760-16**	-	16	14.00	16.00						
	87760-18**	-	18	16.00	18.00						
	87760-20**	-	20	18.00	20.00						
	87760-22**	-	22	20.00	22.00						
	87760-24**	-	24	22.00	24.00						
	87760-26**	-	26	24.00	26.00						
D	87760-28**	-	28	26.00	28.00						
	87760-30**	-	30	28.00	30.00						
	87760-32**	-	32	30.00	32.00						
	87760-34**	-	34	32.00	34.00						
	87760-36**	-	36	34.00	36.00						
	87760-38**	-	38	36.00	38.00						
C	87760-40**	-	40	38.00	40.00						
	87760-42**	-	42	40.00	42.00						
	87760-44**	-	44	42.00	44.00						
	87760-46**	-	46	44.00	46.00						
	87760-48**	-	48	46.00	48.00						
	87760-50**	-	50	48.00	50.00						
B	87760-5116	5, 6 & 26	50	48.00	50.00	TUBE					
	87760-5248	-	28	26.00	28.00						



PART IN TUBE

0047-DW-SIRIUS EIC NO: S2010-0177 DRWNSKANG 2009/10/21 CHYKATSEE 2009/10/22 APPR:MLONG 2009/10/23	QUALITY SYMBOLS	GENERAL TOLERANCES (UNLESS SPECIFIED) <table border="1"> <tr> <th></th> <th>mm</th> <th>INCH</th> </tr> <tr> <td>4 PLACES</td> <td>± .005</td> <td>± .0008</td> </tr> <tr> <td>3 PLACES</td> <td>± .008</td> <td>± .0012</td> </tr> <tr> <td>2 PLACES</td> <td>± 0.015</td> <td>± .0024</td> </tr> <tr> <td>1 PLACE</td> <td>± .030</td> <td>± .0048</td> </tr> </table>		mm	INCH	4 PLACES	± .005	± .0008	3 PLACES	± .008	± .0012	2 PLACES	± 0.015	± .0024	1 PLACE	± .030	± .0048	DIMENSION STYLE	SCALE	DESIGN UNITS	THIRD ANGLE PROJECTION
			mm	INCH																	
	4 PLACES		± .005	± .0008																	
	3 PLACES		± .008	± .0012																	
2 PLACES	± 0.015	± .0024																			
1 PLACE	± .030	± .0048																			
DESCRIPTION	MM ONLY	NTS	METRIC	TITLE																	
REV	<table border="1"> <tr> <td>DRAWN BY</td> <td>DATE</td> </tr> <tr> <td>KSEE</td> <td>2003/10/15</td> </tr> <tr> <td>CHECKED BY</td> <td>DATE</td> </tr> <tr> <td>KCLING</td> <td>2003/12/02</td> </tr> <tr> <td>APPROVED BY</td> <td>DATE</td> </tr> <tr> <td>SKTOH</td> <td>2003/12/11</td> </tr> </table>	DRAWN BY	DATE	KSEE	2003/10/15	CHECKED BY	DATE	KCLING	2003/12/02	APPROVED BY	DATE	SKTOH	2003/12/11	SEE TABLE	MOLEX INCORPORATED		MGRID, 2MM DUAL ROW HDR, R/A				
DRAWN BY	DATE																				
KSEE	2003/10/15																				
CHECKED BY	DATE																				
KCLING	2003/12/02																				
APPROVED BY	DATE																				
SKTOH	2003/12/11																				
A11	DRAFT WHERE APPLICABLE MUST REMAIN WITHIN DIMENSIONS	MATERIAL NO. SEE TABLE	DOCUMENT NO. SD-87760-109	SHEET NO. 2 OF 2																	