

**PLEASE CHECK WWW.MOLEX.COM FOR LATEST PART INFORMATION**

**Part Number:** [0702464001](#)  
**Status:** **Active**  
**Overview:** [cgrid\\_sl\\_products](#)  
**Description:** 2.54mm (.100") Pitch C-Grid® Header, Low Profile, Dual Row, Vertical, Shrouded, 40 Circuits, 0.38µm (15µ") Gold (Au) Selective Plating, Tin (Sn) PC Tail Plating

**Documents:**

[3D Model](#) [RoHS Certificate of Compliance \(PDF\)](#)  
[Drawing \(PDF\)](#)

**Agency Certification**

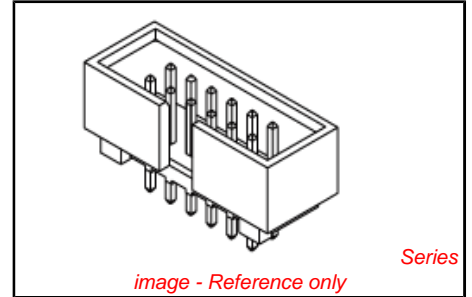
CSA LR19980  
 UL E29179

**General**

Product Family PCB Headers  
 Series [70246](#)  
 Application Wire-to-Board  
 Overview [cgrid\\_sl\\_products](#)  
 Product Name C-Grid®

**Physical**

Breakaway No  
 Circuits (Loaded) 40  
 Circuits (maximum) 40  
 First Mate / Last Break No  
 Flammability 94V-0  
 Glow-Wire Compliant No  
 Guide to Mating Part No  
 Keying to Mating Part None  
 Lock to Mating Part None  
 Material - Plating Mating Gold  
 Material - Plating Termination Tin  
 Number of Rows 2  
 Orientation Vertical  
 PC Tail Length (in) 0.135 In  
 PC Tail Length (mm) 3.43 mm  
 PCB Locator No  
 PCB Retention None  
 PCB Thickness Recommended (in) 0.062 In  
 PCB Thickness Recommended (mm) 1.60 mm  
 Packaging Type Tray  
 Pitch - Mating Interface (in) 0.100 In  
 Pitch - Mating Interface (mm) 2.54 mm  
 Pitch - Term. Interface (in) 0.100 In  
 Pitch - Term. Interface (mm) 2.54 mm  
 Plating min: Mating (µin) 15.2  
 Plating min: Mating (µm) 0.38  
 Plating min: Termination (µin) 75.2  
 Plating min: Termination (µm) 1.88  
 Polarized to Mating Part Center Slot  
 Polarized to PCB No  
 Shrouded Fully  
 Stackable No  
 Surface Mount Compatible (SMC) No  
 Temperature Range - Operating -55°C to +120°C



**EU RoHS**  
**ELV and RoHS**  
**Compliant**  
**REACH SVHC**  
**Contains SVHC: No**  
**Halogen-Free**  
**Status**  
**Not Halogen-Free**



**Need more information on product environmental compliance?**

Email [productcompliance@molex.com](mailto:productcompliance@molex.com)  
 For a multiple part number RoHS Certificate of Compliance, [click here](#)

Please visit the [Contact Us](#) section for any non-product compliance questions.

**Search Parts in this Series**  
[70246Series](#)

**Mates With**  
[70450 SL™ Crimp Housing](#), [70058 SL™ Crimp Terminal](#)

Termination Interface: Style Through Hole

**Electrical**

Current - Maximum per Contact 2.5A  
Voltage - Maximum 250V DC

**Solder Process Data**

Duration at Max. Process Temperature (seconds) 10  
Lead-free Process Capability Wave Capable (TH only)  
Max. Cycles at Max. Process Temperature 1  
Process Temperature max. C 265

**Material Info**

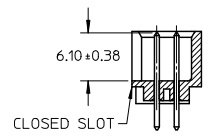
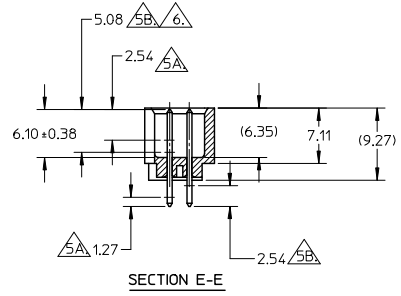
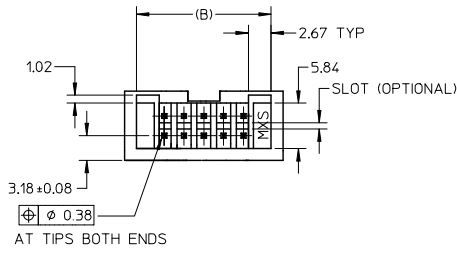
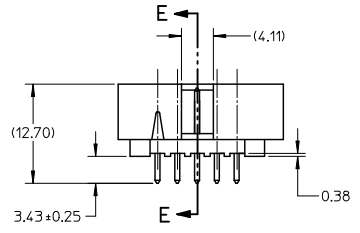
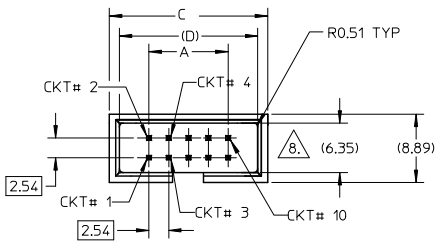
**Reference - Drawing Numbers**

Packaging Specification PK-87835-001  
Sales Drawing SDA-70246-\*\*\*20-25,39

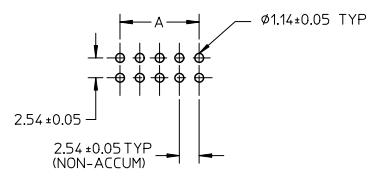
This document was generated on 05/24/2010

**PLEASE CHECK [WWW.MOLEX.COM](http://WWW.MOLEX.COM) FOR LATEST PART INFORMATION**

10 9 8 7 6 5 4 3 2 1



MOLEX IRELAND PRODUCTION ONLY (OPTION)



- NOTES:
- PIN PUSHOUT FORCE (9072KG)/2LBS MIN.
  - PIN SOLDERABILITY PER MOLEX SPEC. ES-152.
  - PRODUCT SPEC: PS-70246 APPLIES.
  - WAFER TO BE FLAT WITHIN .003 MM/MM.
  - DIMENSIONS FOR PLATING LOCATION:
    - 5A MEASURE POINT FOR THICKNESS
    - 5B MINIMUM COVERAGE
    - 6 GOLD END OF PIN UNLESS OVERALL PLATED.
  - FINISH:
    - 571 : 15 MICRO INCHES MIN GOLD PLATE ON CONTACT AND 75 MICRO INCHES MIN TIN PLATE ON SOLDERTAIL BOTH OVER 50 MICRO INCHES MIN NICKEL OVERALL.
    - 574 : 30 MICRO INCHES MIN GOLD PLATE ON CONTACT AND 75 MICRO INCHES MIN TIN PLATE ON SOLDERTAIL BOTH OVER 50 MICRO INCHES MIN NICKEL OVERALL.
    - 544 : 5 MICRO INCHES MIN GOLD PLATE ON CONTACT AND 75 MICRO INCHES MIN TIN PLATE ON SOLDERTAIL BOTH OVER 50 MICRO INCHES MIN NICKEL OVERALL.
    - 573 : 20 MICRO INCHES MIN GOLD PLATE ON CONTACT AND 100 MICRO INCHES MIN TIN PLATE ON SOLDERTAIL BOTH OVER 50 MICRO INCHES MIN NICKEL OVERALL.
  - DIM AT THE CENTRE OF THE SHROUDED WALL SHALL BE 5.91MM MIN. THIS SPEC IS VALID FOR ALL CKT SIZE.
  - MATERIAL:
    - HSG: GLASS FILLED PBT, UL94V-0, COLOUR BLACK
    - PIN: 0.6MM SQ. PIN PHOSPHOR BRONZE.

tb\_frame\_A3\_P\_AM.T Rev. E 2006/04/15

CHANGES TO VOID CKT FOR P/N(70246-003) EC NO: S2010-0052 DRAWN: YICHONG 2009/07/24 CHKD: ATSEE 2009/07/28 APPR: M LONG 2009/07/29	DESCRIPTION REV	QUALITY SYMBOLS	GENERAL TOLERANCES (UNLESS SPECIFIED)	DIMENSION STYLE	SCALE	DESIGN UNITS	THIRD ANGLE PROJECTION	
		$\nabla=0$ $\nabla=0$	mm INCH	MM ONLY	NTS	METRIC		
			4 PLACES ± --- ± ---	DRAWN BY DATE	TITLE	C-GRID, SHROUDED HEADER (SLOTTED W/O STANDOFFS)		
			3 PLACES ± --- ± ---	JENNIFER 1987/09/18				
		2 PLACES ± 0.20 ± ---	CHECKED BY DATE					
		1 PLACE ± --- ± ---	RWONG 1987/09/18					
		ANGULAR ± 3°	APPROVED BY DATE					
		DRAFT WHERE APPLICABLE MUST REMAIN WITHIN DIMENSIONS	ALANB 1987/09/18	MATERIAL NO.	DOCUMENT NO.	SHEET NO.		
				SEE TABLE	SDA-70246-**-20-25,39-41	1 OF 2		
				SIZE A3	THIS DRAWING CONTAINS INFORMATION THAT IS PROPRIETARY TO MOLEX INCORPORATED AND SHOULD NOT BE USED WITHOUT WRITTEN PERMISSION			

	10	9	8	7	6	5	4	3	2	1
PART NUMBER	CKT SIZE	VOID CKT	DIM A	DIM B	DIM C	DIM D	VOID CKT, ONLY APPLY TO PLATING CODE			
70246-08**	08	-	7.62	14.73	17.78	15.24	-			
70246-10**	10	-	10.16	17.27	20.32	17.78	-			
70246-12**	12	-	12.70	19.81	22.86	20.32	-			
70246-14**	14	-	15.24	22.35	25.40	22.86	-			
70246-16**	16	-	17.78	24.89	27.94	25.40	-			
70246-20**	20	-	22.86	29.97	33.02	30.48	-			
70246-24**	24	-	27.94	35.05	38.10	35.56	-			
70246-26**	26	-	30.48	37.59	40.64	38.10	-			
70246-30**	30	-	35.56	42.67	45.72	43.18	-			
70246-34**	34	-	40.64	47.75	50.80	48.26	-			
70246-40**	40	-	48.26	55.37	58.42	55.88	-			
70246-44**	44	-	53.34	60.45	63.50	60.96	-			
70246-50**	50	-	60.96	68.07	71.12	68.58	-			
70246-56**	56	-	68.58	75.69	78.74	76.20	-			
70246-60**	60	-	73.66	80.77	83.82	81.28	-			
70246-64**	64	-	78.74	85.85	88.90	86.36	-			
70246-72**	72	-	88.90	96.01	99.06	96.52	-			
70246-25**	26	26	30.48	37.59	40.64	38.10	-			
70246-1003	10	10	10.16	17.27	20.32	17.78	571			

LEGEND:  
 70246 - \* \* \* \*  
 CKT SIZE ————  
 PLATING OPT. ————  
 SEE TABLE FOR DETAIL

△ PART NUMBER	PLATING OPTION
70246-***01	571
70246-***02	574
70246-***04	544
70246-***12	573

CHANGES TO VOID CKT FOR P/N(70246-1003) EC NO: S2010-10052 2009/07/24 DRAWN: MICHONG 2009/07/28 CHECKED: TSEE 2009/07/29 APPROVED: M LONG	DESCRIPTION REV	QUALITY SYMBOLS ▽=0 ▽=0	GENERAL TOLERANCES (UNLESS SPECIFIED)		DIMENSION STYLE MM ONLY	SCALE NTS	DESIGN UNITS METRIC	THIRD ANGLE PROJECTION
		4 PLACES ± --- ± --- 3 PLACES ± --- ± --- 2 PLACES ± 0.20 ± --- 1 PLACE ± --- ± ---	mm      INCH	DRAWN BY      DATE JENNIFER      1987/09/18	TITLE C-GRID, SHROUDED HEADER (SLOTTED W/O STANDOFFS)			
		ANGULAR ± 3 °	DRAFT WHERE APPLICABLE MUST REMAIN WITHIN DIMENSIONS	CHECKED BY      DATE RWONG      1987/09/18	MOLEX INCORPORATED			
		MATERIAL NO. SEE TABLE	APPROVED BY      DATE ALANB      1987/09/18	DOCUMENT NO. SDA-70246-***20-25,39-41	SHEET NO. 2 OF 2			

tb\_frame\_A3\_P\_AM\_T  
 Rev. E 2006/04/15