

PLEASE CHECK WWW.MOLEX.COM FOR LATEST PART INFORMATION

Part Number: [0702463404](#)
Status: **Active**
Overview: [cgrid_sl_products](#)
Description: 2.54mm (.100") Pitch C-Grid® Header, Low Profile, Dual Row, Vertical, Shrouded, 34 Circuits, 0.127µm (5µ") Gold (Au) Plating, Tin(Sn) PC Tail Plating

Documents:

[3D Model](#) [Product Specification PS-70246-100 \(PDF\)](#)
[Drawing \(PDF\)](#) [RoHS Certificate of Compliance \(PDF\)](#)

Agency Certification

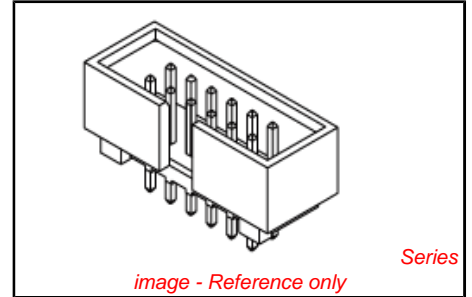
CSA LR19980
 UL E29179

General

Product Family PCB Headers
 Series [70246](#)
 Application Wire-to-Board
 Overview [cgrid_sl_products](#)
 Product Name C-Grid®

Physical

Breakaway No
 Circuits (Loaded) 34
 Circuits (maximum) 34
 First Mate / Last Break No
 Flammability 94V-0
 Glow-Wire Compliant No
 Guide to Mating Part No
 Keying to Mating Part None
 Lock to Mating Part None
 Material - Plating Mating Gold
 Material - Plating Termination Tin
 Number of Rows 2
 Orientation Vertical
 PC Tail Length (in) 0.135 In
 PC Tail Length (mm) 3.43 mm
 PCB Locator No
 PCB Retention None
 PCB Thickness Recommended (in) 0.062 In
 PCB Thickness Recommended (mm) 1.60 mm
 Packaging Type Tray
 Pitch - Mating Interface (in) 0.100 In
 Pitch - Mating Interface (mm) 2.54 mm
 Pitch - Term. Interface (in) 0.100 In
 Pitch - Term. Interface (mm) 2.54 mm
 Plating min: Mating (µin) 5.2
 Plating min: Mating (µm) 0.13
 Plating min: Termination (µin) 75.2
 Plating min: Termination (µm) 1.88
 Polarized to Mating Part Yes
 Polarized to PCB No
 Shrouded Closed Ends
 Stackable No
 Surface Mount Compatible (SMC) No
 Temperature Range - Operating -55°C to +120°C



EU RoHS

ELV and RoHS Compliant
REACH SVHC Contains SVHC: No
Halogen-Free Status Not Reviewed

China RoHS



Need more information on product environmental compliance?

Email productcompliance@molex.com
 For a multiple part number RoHS Certificate of Compliance, [click here](#)

Please visit the [Contact Us](#) section for any non-product compliance questions.

Search Parts in this Series
[70246Series](#)

Mates With
[70450 SL™ Crimp Housing](#), [70058 SL™ Crimp Terminal](#)

Termination Interface: Style Through Hole

Electrical

Current - Maximum per Contact 2.5A
Voltage - Maximum 250V DC

Solder Process Data

Duration at Max. Process Temperature (seconds) 10
Lead-free Process Capability Wave Capable (TH only)
Max. Cycles at Max. Process Temperature 1
Process Temperature max. C 265

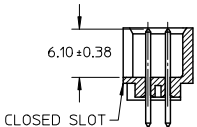
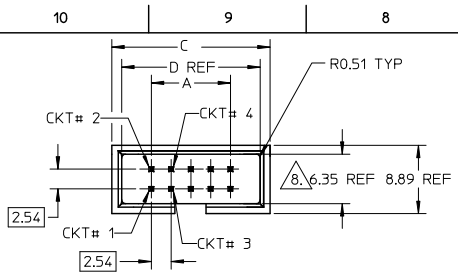
Material Info

Reference - Drawing Numbers

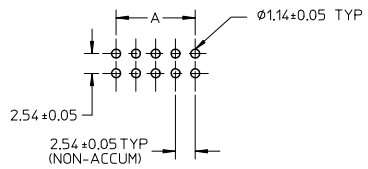
Packaging Specification PK-87835-001
Product Specification PS-70246-100
Sales Drawing SDA-70246-**-20-25,39

This document was generated on 05/24/2010

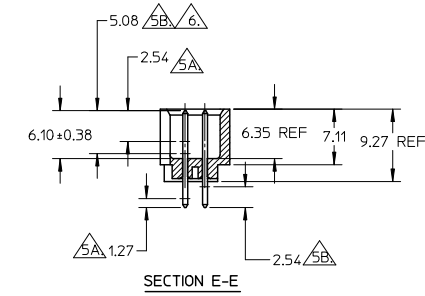
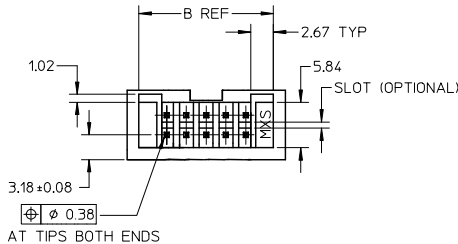
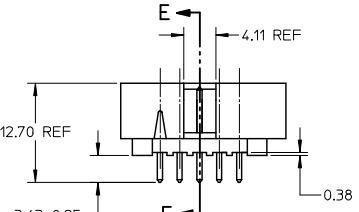
PLEASE CHECK WWW.MOLEX.COM FOR LATEST PART INFORMATION



MOLEX IRELAND PRODUCTION ONLY (OPTION)



RECOMMENDED PCB HOLE LAYOUT



NOTES:

- PIN PUSHOUT FORCE (.9072KG)/2LBS MIN.
- PIN SOLDERABILITY PER MOLEX SPEC. ES-152.
- PRODUCT SPEC: PS-70246 APPLIES.
- WAFER TO BE FLAT WITHIN .003 MM/MM.
- DIMENSIONS FOR PLATING LOCATION:
 - 5A MEASURE POINT FOR THICKNESS
 - 5B MINIMUM COVERAGE
 - 6 GOLD END OF PIN UNLESS OVERALL PLATED.

- 573 : 20 MICRO INCHES MIN GOLD PLATE ON CONTACT AND 100 MICRO INCHES MIN TIN PLATE ON SOLDERTAIL BOTH OVER 50 MICRO INCHES MIN NICKEL OVERALL.

6. DIM AT THE CENTRE OF THE SHROUDED WALL SHALL BE 5.91MM MIN. THIS SPEC IS VALID FOR ALL CKT SIZE.

9. MATERIAL:
HSG: GLASS FILLED PBT, UL94V-0, COLOUR BLACK
PIN: 0.64MM SQ. PIN PHOSPHOR BRONZE.

7. FINISH:

- 571 : 15 MICRO INCHES MIN GOLD PLATE ON CONTACT AND 75 MICRO INCHES MIN TIN PLATE ON SOLDERTAIL BOTH OVER 50 MICRO INCHES MIN NICKEL OVERALL.
- 574 : 30 MICRO INCHES MIN GOLD PLATE ON CONTACT AND 75 MICRO INCHES MIN TIN PLATE ON SOLDERTAIL BOTH OVER 50 MICRO INCHES MIN NICKEL OVERALL.
- 544 : 5 MICRO INCHES MIN GOLD PLATE ON CONTACT AND 75 MICRO INCHES MIN TIN PLATE ON SOLDERTAIL BOTH OVER 50 MICRO INCHES MIN NICKEL OVERALL.

ADD IN PIN 170246-1003
WITH VOID CKT #1
EC NO: S24009-0966
DRAWN: MCHONG 2009/06/25
CHKD: ATSEE 2009/06/30
APPR: M LONG 2009/07/02

QUALITY SYMBOLS

 DESCRIPTION

| | GENERAL TOLERANCES (UNLESS SPECIFIED) | |
|--------------|---------------------------------------|---------|
| | mm | INCH |
| 4 PLACES | ± .005 | ± .0004 |
| 3 PLACES | ± .002 | ± .0001 |
| 2 PLACES | ± 0.20 | ± .008 |
| 1 PLACE | ± .005 | ± .0004 |
| ANGULAR ± 3° | | |

| DIMENSION STYLE | |
|-----------------|------------|
| MM ONLY | DATE |
| DRAWN BY | JENNIFER |
| DATE | 1987/09/18 |
| CHECKED BY | DATE |
| | RWONG |
| | 1987/09/18 |
| APPROVED BY | DATE |
| | ALANB |
| | 1987/09/18 |

| SCALE | DESIGN UNITS | THIRD ANGLE PROJECTION |
|--|--------------------------|------------------------|
| NTS | METRIC | |
| TITLE: C-GRID, SHROUDED HEADER (SLOTTED W/O STANDOFFS) | | |
| MOLEX INCORPORATED | | |
| MATERIAL NO. | DOCUMENT NO. | SHEET NO. |
| SEE TABLE | SDA-70246-**-20-25,39-41 | 1 OF 2 |

DRAFT WHERE APPLICABLE MUST REMAIN WITHIN DIMENSIONS

THIS DRAWING CONTAINS INFORMATION THAT IS PROPRIETARY TO MOLEX INCORPORATED AND SHOULD NOT BE USED WITHOUT WRITTEN PERMISSION

| | 10 | 9 | 8 | 7 | 6 | 5 | 4 | 3 | 2 | 1 |
|-------------|----------|----------|-------|-------|-------|-------|--------------------------------------|---|---|---|
| PART NUMBER | CKT SIZE | VOID CKT | DIM A | DIM B | DIM C | DIM D | VOID CKT, ONLY APPLY TO PLATING CODE | | | |
| 70246-08** | 08 | - | 7.62 | 14.73 | 17.78 | 15.24 | - | | | |
| 70246-10** | 10 | 1 | 10.16 | 17.27 | 20.32 | 17.78 | - | | | |
| 70246-12** | 12 | - | 12.70 | 19.81 | 22.86 | 20.32 | - | | | |
| 70246-14** | 14 | - | 15.24 | 22.35 | 25.40 | 22.86 | - | | | |
| 70246-16** | 16 | - | 17.78 | 24.89 | 27.94 | 25.40 | - | | | |
| 70246-20** | 20 | - | 22.86 | 29.97 | 33.02 | 30.48 | - | | | |
| 70246-24** | 24 | - | 27.94 | 35.05 | 38.10 | 35.56 | - | | | |
| 70246-26** | 26 | - | 30.48 | 37.59 | 40.64 | 38.10 | - | | | |
| 70246-30** | 30 | - | 35.56 | 42.67 | 45.72 | 43.18 | - | | | |
| 70246-34** | 34 | - | 40.64 | 47.75 | 50.80 | 48.26 | - | | | |
| 70246-40** | 40 | - | 48.26 | 55.37 | 58.42 | 55.88 | - | | | |
| 70246-44** | 44 | - | 53.34 | 60.45 | 63.50 | 60.96 | - | | | |
| 70246-50** | 50 | - | 60.96 | 68.07 | 71.12 | 68.58 | - | | | |
| 70246-56** | 56 | - | 68.58 | 75.69 | 78.74 | 76.20 | - | | | |
| 70246-60** | 60 | - | 73.66 | 80.77 | 83.82 | 81.28 | - | | | |
| 70246-64** | 64 | - | 78.74 | 85.85 | 88.90 | 86.36 | - | | | |
| 70246-72** | 72 | - | 88.90 | 96.01 | 99.06 | 96.52 | - | | | |
| 70246-25** | 26 | 26 | 30.48 | 37.59 | 40.64 | 38.10 | - | | | |
| 70246-1003 | 10 | 1 | 10.16 | 17.27 | 20.32 | 17.78 | 571 | | | |

LEGEND:
 70246 - * * * *
 CKT SIZE ————
 PLATING OPT. ————
 SEE TABLE FOR DETAIL

| △ PART NUMBER | PLATING OPTION |
|---------------|----------------|
| 70246-***01 | 571 |
| 70246-***02 | 574 |
| 70246-***04 | 544 |
| 70246-***12 | 573 |

| | | | | | | |
|--|-----------------|--|---|--|--------------|------------------------|
| ADD IN PIN (70246-1003) WITH VOID CKT #1 EC No: S2009-0966 DRWN: MCHONG CHKD: TSEE APPR: MLONG 2009/06/25 2009/06/30 2009/07/02 | QUALITY SYMBOLS | GENERAL TOLERANCES (UNLESS SPECIFIED) | DIMENSION STYLE | SCALE | DESIGN UNITS | THIRD ANGLE PROJECTION |
| | ▽ = 0 ▽ = 0 | mm INCH 4 PLACES ± --- ± --- 3 PLACES ± --- ± --- 2 PLACES ± 0.20 ± --- 1 PLACE ± --- ± --- ANGULAR ± 3° | MM ONLY | NTS | METRIC | |
| | DESCRIPTION | DRAFT WHERE APPLICABLE MUST REMAIN WITHIN DIMENSIONS | DRAWN BY: JENNIFER DATE: 1987/09/18 CHECKED BY: RWONG DATE: 1987/09/18 APPROVED BY: ALANB DATE: 1987/09/18 | TITLE: C-GRID, SHROUDED HEADER (SLOTTED W/O STANDOFFS) | | |
| | REV | | MATERIAL NO. SEE TABLE | MOLEX INCORPORATED | | SHEET NO. 2 OF 2 |

tb_frame_A3_P_AM_T
 Rev. E 2006/04/15