

PLEASE CHECK WWW.MOLEX.COM FOR LATEST PART INFORMATION

Part Number: [0526100872](#)
Status: **Active**
Overview:
Description: 1.00mm (.039") Pitch FFC/FPC Connector, SMT, Vertical, ZIF, Gold (Au) Contact Plating, 8 Circuits, Lead-free, High Barrier Packaging

Agency Certification

CSA LR19980
 UL E29179

General

Product Family FFC/FPC Connectors
 Series [52610](#)
 Overview [ffc_fpc_smt](#)
 Product Name N/A

Physical

Circuits (Loaded) 8
 Contact Position N/A
 Durability (mating cycles max) 30
 Entry Angle Vertical
 Flammability 94V-0
 Mated Height (in) 0.226 In
 Mated Height (mm) 5.75 mm
 Material - Metal Phosphor Bronze
 Material - Plating Mating Gold
 Material - Plating Termination Tin
 Material - Resin Nylon
 Number of Rows 1
 Orientation Vertical
 PCB Locator No
 PCB Retention None
 Packaging Type Embossed Tape on Reel
 Pitch - Mating Interface (in) 0.039 In
 Pitch - Mating Interface (mm) 1.00 mm
 Polarized to PCB No
 Stackable No
 Temperature Range - Operating -40°C to +85°C
 Termination Interface: Style Surface Mount
 Wire/Cable Type FFC/FPC

Electrical

Current - Maximum per Contact 1A
 Voltage - Maximum 125V AC (RMS)/DC

Material Info

Reference - Drawing Numbers

Packaging Specification SPK-52610-001, SPK-52610-003
 Product Specification PS-52610-007, RPS-52610-048, RPS-52610-052, RPS-52610-053, RPS-52610-058, RPS-52610-061, RPS-52610-063
 Sales Drawing SD-52610-036, SD-52610-037

EU RoHS
ELV and RoHS
Compliant

REACH SVHC
 Not Reviewed
Halogen-Free
Status

Not Reviewed

Need more information on product environmental compliance?

Email productcompliance@molex.com
 For a multiple part number RoHS Certificate of Compliance, [click here](#)

Please visit the [Contact Us](#) section for any non-product compliance questions.

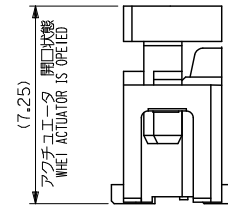
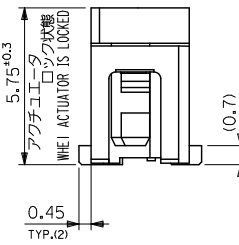
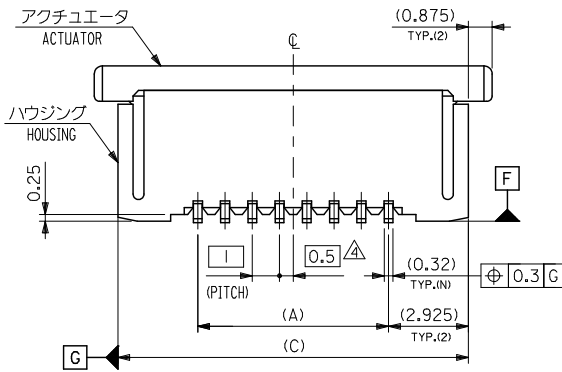
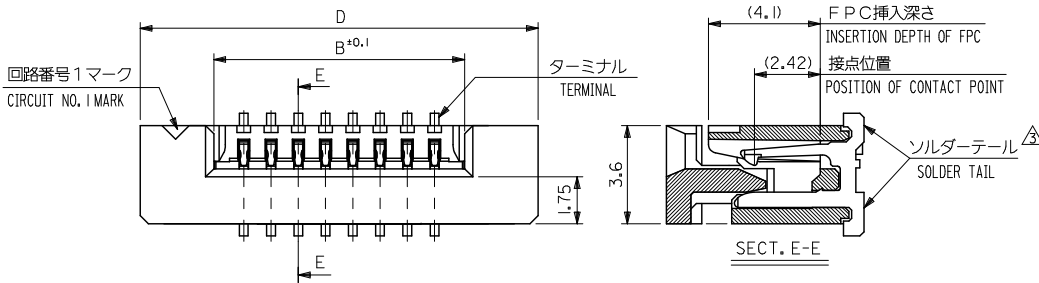
China RoHS



Search Parts in this Series
[52610Series](#)

PLEASE CHECK WWW.MOLEX.COM FOR LATEST PART INFORMATION

10 9 8 7 6 5 4 3 2 1



REVISED EC NO: J2009-2316 DRAWN: CARIZONO 2009/04/20 CHKD: HARUYAMA 2009/04/20 APP: NIKITA 2009/04/21	GENERAL TOLERANCES (UNLESS SPECIFIED)		DIMENSION STYLE MM ONLY		SCALE ---	52610-***15	MODEL NO.
	10 UNDER	±0.2	DRAWN BY M. NABEI	DATE '05/07/21	TITLE 1.0 FPC CONN ZIF FOR SMT ST -LEAD FREE-	DESIGN UNITS METRIC	THIRD ANGLE PROJECTION
	10 OVER 30 UNDER	±0.25	CHECKED BY K. TOYODA	DATE '05/07/21	MOLEX INCORPORATED	DOCUMENT NO. SD-52610-036	SHEET NO. 1 OF 2
	30 OVER	±0.3	APPROVED BY N. UKITA	DATE '05/07/21			
DESCRIPTION ANGULAR ±3° DRAFT WHERE APPLICABLE MUST REMAIN WITHIN DIMENSIONS	MATERIAL NO. SEE TABLE		MATERIAL NO. SEE TABLE		THIS DRAWING CONTAINS INFORMATION THAT IS PROPRIETARY TO MOLEX INCORPORATED AND SHOULD NOT BE USED WITHOUT WRITTEN PERMISSION		

10 9 8 7 6 5 4 3 2 1

注記(NOTES):

1. 材料(MATERIAL)

ハウジング(HOUSING): 46NYLON, UL94V-0
 アクチュエータ(ACTUATOR): PPS, UL94V-0
 ターミナル(TERMINAL): リン青銅 (t 0.32)

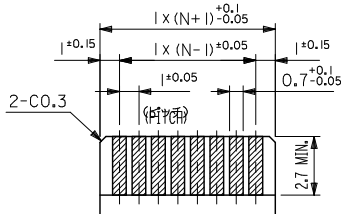
△ 偶数極に適用。
 APPLY FOR EVEN CIRCUIT.

5. 本製品は 52610 シリーズの接点金メッキ品である。
 THIS PRODUCT IS Au-CONTACT OF 52610 SERIES.

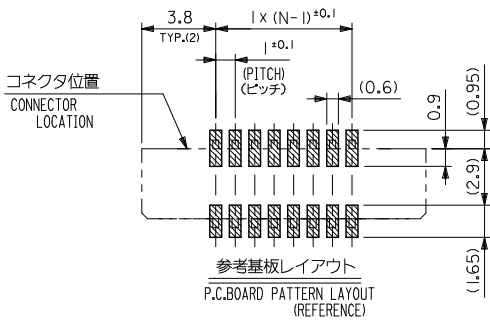
PHOS-BRO
 接点部: 金メッキ 0.1μm 以上
 テール部: 鍍メッキ 1μm 以上
 下地: ニッケルメッキ 1μm 以上
 CONTACT: GOLD 0.1 MICROMETER MINIMUM
 TAIL: MATTE TIN 1 MICROMETER MINIMUM
 NICKEL: UNDER 1 MICROMETER MINIMUM

2. エンボステープ梱包時は、アクチュエータがロックした状態とする。
 IN THE PACKAGE, ACTUATOR OF PART NO. 52610-**59 SHOULD BE LOCKED.

△ ソルダータール半田付け面のズレ量は、基準面 [F] に対し上方向 0.05 MAX.
 下方向 0.15 MAX. とする。
 MISALIGNMENT OF SOLDER TAILS FROM [F] UPPER DIRECTION: 0.05 MAX.,
 LOWER DIRECTION: 0.15 MAX.



適合 FPC 推奨寸法
 APPLICABLE FPC RECOMMENDED DIM.
 仕上がり厚さ(THICKNESS): 0.3 ± 0.05

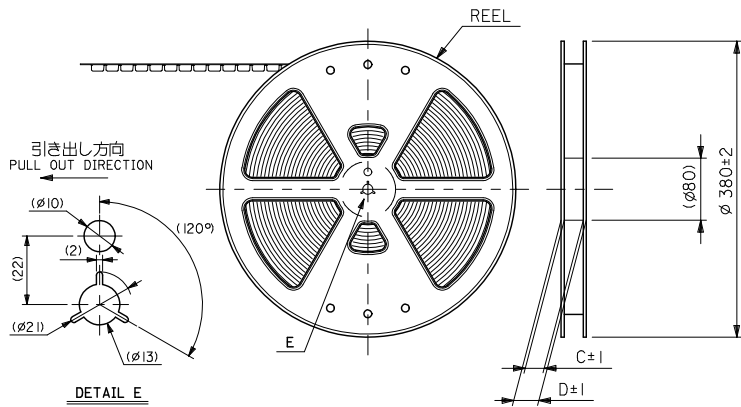


参考基板レイアウト
 P.C. BOARD PATTERN LAYOUT
 (REFERENCE)

36.6	34.85	31.2	29	52610-3077	52610-3072	52610-3015	30
32.6	30.85	27.2	25	52610-2677	52610-2672	52610-2615	26
31.6	29.85	26.2	24	52610-2577	52610-2572	52610-2515	25
30.6	28.85	25.2	23	52610-2477	52610-2472	52610-2415	24
28.6	26.85	23.2	21	52610-2277	52610-2272	52610-2215	22
26.6	24.85	21.2	19	52610-2077	52610-2072	52610-2015	20
24.6	22.85	19.2	17	52610-1877	52610-1872	52610-1815	18
23.6	21.85	18.2	16	52610-1777	52610-1772	52610-1715	17
22.6	20.85	17.2	15	52610-1677	52610-1672	52610-1615	16
21.6	19.85	16.2	14	52610-1577	52610-1572	52610-1515	15
20.6	18.85	15.2	13	52610-1477	52610-1472	52610-1415	14
19.6	17.85	14.2	12	52610-1377	52610-1372	52610-1315	13
18.6	16.85	13.2	11	52610-1277	52610-1272	52610-1215	12
17.6	15.85	12.2	10	52610-1177	52610-1172	52610-1115	11
16.6	14.85	11.2	9	52610-1077	52610-1072	52610-1015	10
15.6	13.85	10.2	8	52610-0977	52610-0972	52610-0915	9
14.6	12.85	9.2	7	52610-0877	52610-0872	52610-0815	8
12.6	10.85	7.2	5	52610-0677	52610-0672	52610-0615	6
11.6	9.85	6.2	4	52610-0577	52610-0572	52610-0515	5

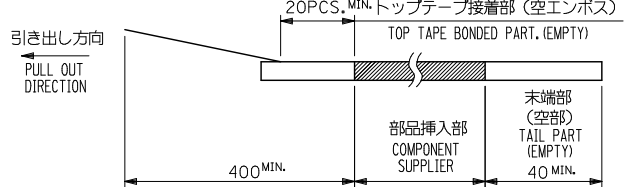
52610-**15		D	(C)	B	(A)	EMBOSSSED TAPE (HIGH BARRIER PKG)	EMBOSSSED TAPE	MATERIAL. NO.	極数 CKT.	
MODEL NO.		ORDER No. オーダー番号								
REVISED EC NO: J2009-2316 DRAWN BY: T. DRINKARI ZONO CHKD BY: HARUYAMA APPROVED BY: HARUYAMA DATE: 2009/04/20 DATE: 2009/04/21	GENERAL TOLERANCES (UNLESS SPECIFIED)				DIMENSION STYLE MM ONLY		SCALE ---	DESIGN UNITS METRIC		THIRD ANGLE PROJECTION
	10 UNDER	± 0.2		DRAWN BY M. NABEI		DATE '05/07/21		TITLE 1.0 FPC CONN ZIF FOR SMT ST -LEAD FREE-		
	10 OVER 30 UNDER	± 0.25		CHECKED BY K. TOYODA		DATE '05/07/21		MOLEX INCORPORATED		
	30 OVER	± 0.3		APPROVED BY N. UKITA		DATE '05/07/21		MATERIAL NO. SEE TABLE DOCUMENT NO. SD-52610-036 SHEET NO. 2 OF 2		
ANGULAR ± 3 ° DRAFT WHERE APPLICABLE MUST REMAIN WITH DIMENSIONS				THIS DRAWING CONTAINS INFORMATION THAT IS PROPRIETARY TO MOLEX INCORPORATED AND SHOULD NOT BE USED WITHOUT WRITTEN PERMISSION						

10 9 8 7 6 5 4 3 2 1



NOTES

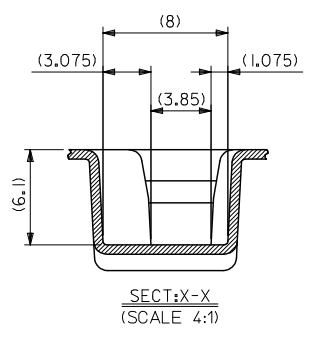
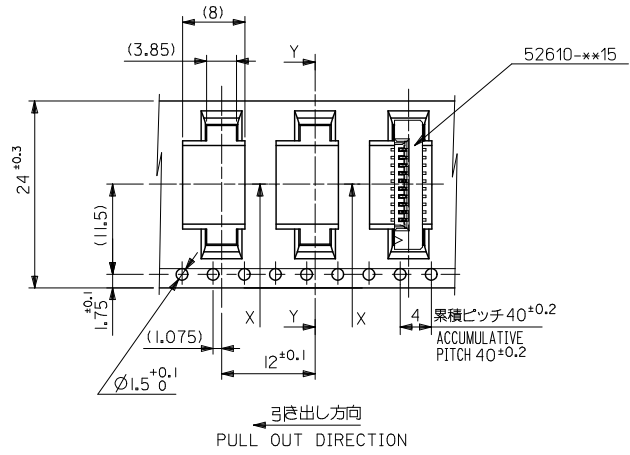
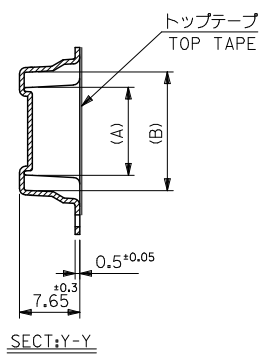
1. 梱包数量：1000個/リール
NUMBER OF CONNECTORS : 1000PCS/REEL
2. リードテープ長さ LEAD TAPE LENGTH
20PCS. MIN. トップテープ接着部 (空エンボス)



3. 52610-***15 のアクチュエータはハウジング内に押し下げた状態とする。
詳細寸法については図面 SD-52610-036 を参照下さい。
ACTUATOR OF PART NO. 52610-***15 SHOULD BE LOCKED.
RE DETAILED DIMENSIONS, SEE SD-52610-036.
4. 材料 (MATERIAL)
キャリアテープ (CARRIER TAPE) : ポリプロピレン (POLYPROPYLENE)
トップテープ (TOP TAPE) : PET, PE, PEF
リール (REEL) : ポリスチレン (PS) <リサイクル材を含む>
POLYSTYRENE (PS) <RECYCLE MATERIAL CONTAINED>
5. 本製品は 52610 シリーズの接点金メッキ品である。
THIS PRODUCT IS Au-CONTACT OF 52610 SERIES.
6. 本製品は乾燥剤入り、ハイバリア梱包仕様である。
THIS PRODUCT IS HIGH BARRIER PACKAGE WITH DESICCANT.

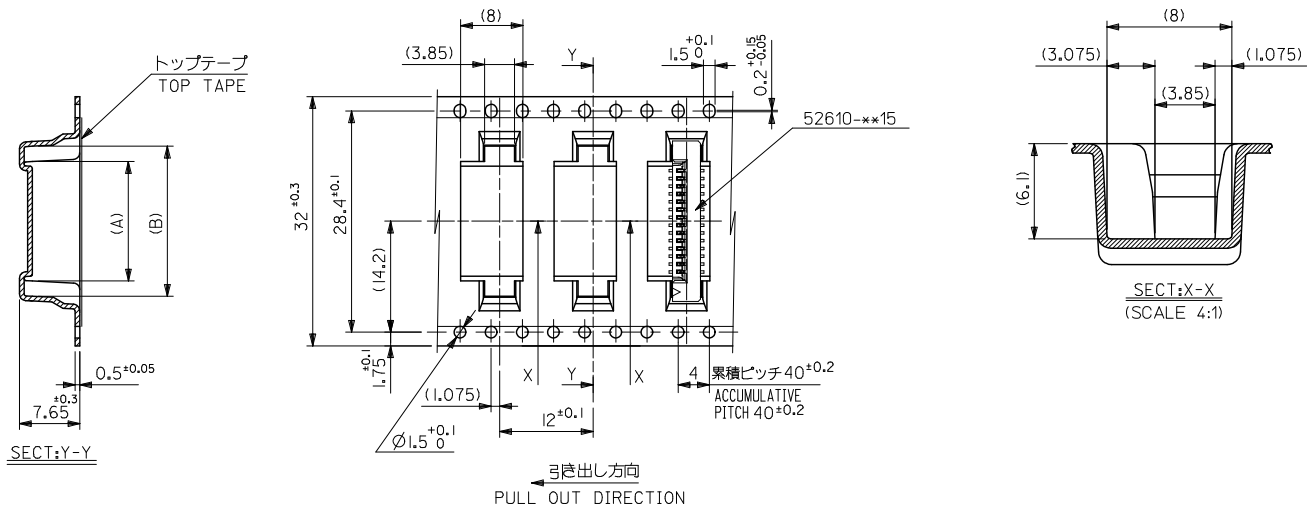
REVISED EC NO: J2009-2061 DRAWN BY DRYUNIKON 2009/05/20 CHKD BY CHYKHMATSUMOTO 2009/05/21 APPROVED BY APPRNKI ITA 2009/05/21	GENERAL TOLERANCES (UNLESS SPECIFIED)		DIMENSION STYLE MM ONLY	SCALE ---	52610-***72	MODEL NO.
	10 UNDER	±0.2	DRAWN BY M. NABEI	DATE '05/07/21	DESIGN UNITS METRIC	THIRD ANGLE PROJECTION
	10 OVER 30 UNDER	±0.25	CHECKED BY K. TOYODA	DATE '05/07/21	TITLE 1.0 FPC CONN SMT ZIF EMBSTP PKG -LEAD FREE-	
	30 OVER	±0.3	APPROVED BY N. UKI ITA	DATE '05/07/21	MOLEX INCORPORATED	
	ANGULAR ±3 °	DRAFT WHERE APPLICABLE MUST REMAIN WITHIN DIMENSIONS	MATERIAL NO. SEE TABLE	DOCUMENT NO. SD-52610-037	SHEET NO. 1 OF 5	
	SIZE A3 THIS DRAWING CONTAINS INFORMATION THAT IS PROPRIETARY TO MOLEX INCORPORATED AND SHOULD NOT BE USED WITHOUT WRITTEN PERMISSION					

10 9 8 7 6 5 4 3 2 1



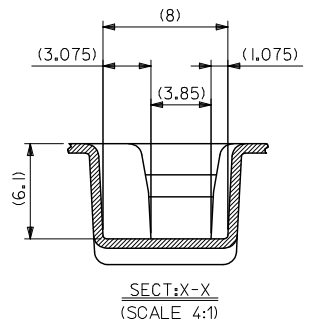
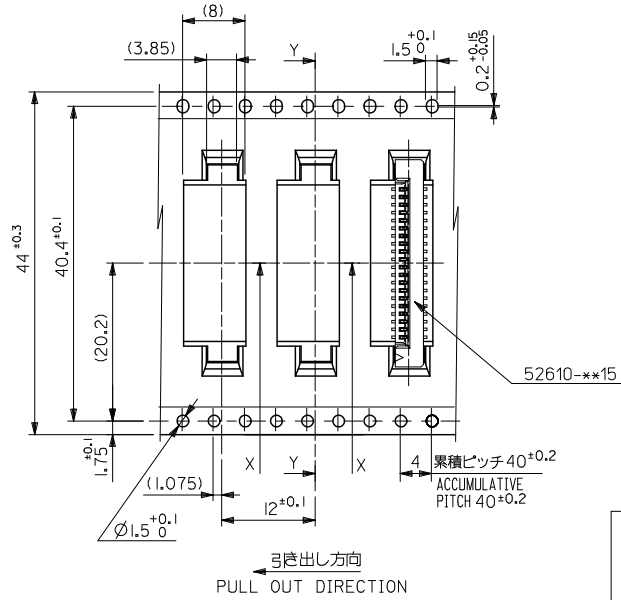
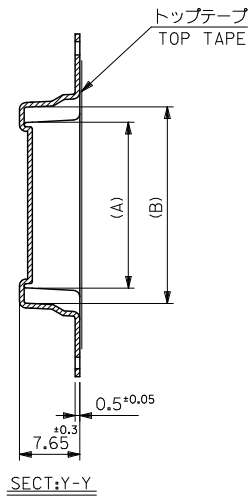
24	29.4	25.4	15.25	11.32	52610-1072	10		
			14.25	10.32	52610-0972	9		
			13.25	9.32	52610-0872	8		
			11.25	7.32	52610-0672	6		
			10.25	6.32	52610-0572	5		
52610-**72		キャリアテープ幅	D	C	(B)	(A)	MATERIAL. NO.	種数
MODEL NO.		CARRIER TAPE WIDTH						種数

REVISED EC NO: J2009-2061 DRAWN BY: CHYKHMATSUMOTO APPROVED BY: APPR: NIKITA	DESCRIPTION 2009/05/20 2009/05/21 2009/05/21	GENERAL TOLERANCES (UNLESS SPECIFIED)		DIMENSION STYLE MM ONLY		SCALE ---	DESIGN UNITS METRIC	THIRD ANGLE PROJECTION	
		10 UNDER	±0.2	DRAWN BY M. NABEI	DATE '05/07/21	TITLE 1.0 FPC CONN SMT ZIF EMBSTP PKG -LEAD FREE-			
		10 OVER 30 UNDER	±0.25	CHECKED BY K. TOYODA	DATE '05/07/21	MOLEX INCORPORATED			
		30 OVER	±0.3	APPROVED BY N. UKITA	DATE '05/07/21	DOCUMENT NO. SD-52610-037			
		ANGULAR	±3 °	MATERIAL NO. SEE TABLE		SHEET NO. 2 OF 5			
		DRAFT WHERE APPLICABLE MUST REMAIN WITHIN DIMENSIONS		THIS DRAWING CONTAINS INFORMATION THAT IS PROPRIETARY TO MOLEX INCORPORATED AND SHOULD NOT BE USED WITHOUT WRITTEN PERMISSION					



32	37.4	33.4	20.25	16.32	52610-1572	15
			19.25	15.32	52610-1472	14
			18.25	14.32	52610-1372	13
			17.25	13.32	52610-1272	12
			16.25	12.32	52610-1172	11

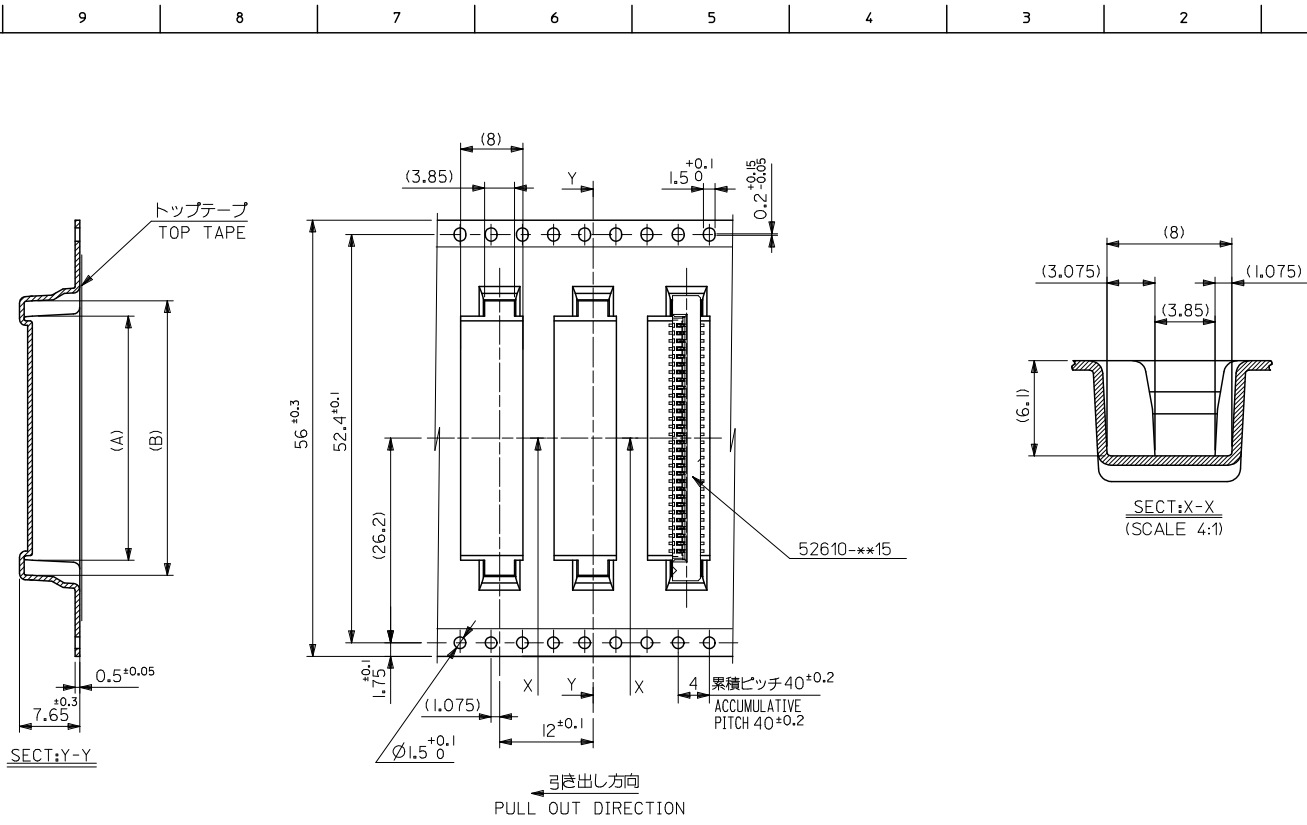
REVISED EC NO: J2009-2061 DRAWN BY: CHYKHMATSUMOTO APPROVED BY: APPR:UKI TA DATE: 2009/05/21 DATE: 2009/05/21	GENERAL TOLERANCES (UNLESS SPECIFIED)		DIMENSION STYLE MM ONLY		SCALE ---	DESIGN UNITS METRIC	THIRD ANGLE PROJECTION
	10 UNDER	±0.2	DRAWN BY M. NABEI	DATE '05/07/21	TITLE 1.0 FPC CONN SMT ZIF EMBSTP PKG -LEAD FREE-		
	10 OVER 30 UNDER	±0.25	CHECKED BY K. TOYODA	DATE '05/07/21	MOLEX INCORPORATED		
	30 OVER	±0.3	APPROVED BY N. UKI TA	DATE '05/07/21	MATERIAL NO. SEE TABLE	DOCUMENT NO. SD-52610-037	SHEET NO. 3 OF 5
	ANGULAR ±3°	DRAFT WHERE APPLICABLE MUST REMAIN WITHIN DIMENSIONS		THIS DRAWING CONTAINS INFORMATION THAT IS PROPRIETARY TO MOLEX INCORPORATED AND SHOULD NOT BE USED WITHOUT WRITTEN PERMISSION			



44	49.4	45.4	31.25	27.32	52610-2672	26
			30.25	26.32	52610-2572	25
			29.25	25.32	52610-2472	24
			27.25	23.32	52610-2272	22
			25.25	21.32	52610-2072	20
			23.25	19.32	52610-1872	18
			22.25	18.32	52610-1772	17
			21.25	17.32	52610-1672	16

52610-**-72	キャリアテープ幅 CARRIER TAPE WIDTH	D	C	(B)	(A)	MATERIAL. NO.	種数 CKT.
-------------	--------------------------------	---	---	-----	-----	---------------	------------

REVISED EC NO: J2009-2061 DRAWN BY CHYKHMATSUMOTO APPROVED BY APPRNKI ITA	DESCRIPTION 2009/05/20 2009/05/21 2009/05/21	GENERAL TOLERANCES (UNLESS SPECIFIED)		DIMENSION STYLE MM ONLY		SCALE ---	DESIGN UNITS METRIC	THIRD ANGLE PROJECTION	
		10 UNDER	±0.2	DRAWN BY M. NABEI	DATE '05/07/21	TITLE 1.0 FPC CONN SMT ZIF EMBOSTP PKG -LEAD FREE-			
		10 OVER 30 UNDER	±0.25	CHECKED BY K. TOYODA	DATE '05/07/21	MOLEX INCORPORATED			
		30 OVER	±0.3	APPROVED BY N. UKI I TA	DATE '05/07/21	DOCUMENT NO. SD-52610-037			
ANGULAR ±3°		DRAFT WHERE APPLICABLE MUST REMAIN WITHIN DIMENSIONS		MATERIAL NO. SEE TABLE		SHEET NO. 4 OF 5			



52610-**72	56	61.4	57.4	35.25	31.32	52610-3072	30
MODEL NO.	キャリアテープ幅 CARRIER TAPE WIDTH	D	C	(B)	(A)	MATERIAL NO.	種数 CKT.

REVISED EC NO: J2009-2061 DRAWN BY: CHYKHMATSUMOTO APPROVED BY: APPR:HIKITA	GENERAL TOLERANCES (UNLESS SPECIFIED)		DIMENSION STYLE MM ONLY		SCALE ---	DESIGN UNITS METRIC	THIRD ANGLE PROJECTION
	10 UNDER	±0.2	DRAWN BY M.NABEI	DATE '05/07/21	TITLE 1.0 FPC CONN SMT ZIF EMBSTP PKG -LEAD FREE-		
	10 OVER 30 UNDER	±0.25	CHECKED BY K.TOYODA	DATE '05/07/21	MOLEX INCORPORATED		
	30 OVER	±0.3	APPROVED BY N.UKITA	DATE '05/07/21	MATERIAL NO. SEE TABLE	DOCUMENT NO. SD-52610-037	SHEET NO. 5 OF 5
REV	DESCRIPTION	ANGULAR ±3 °		DRAFT WHERE APPLICABLE MUST REMAIN WITHIN DIMENSIONS			