

PLEASE CHECK WWW.MOLEX.COM FOR LATEST PART INFORMATION

Part Number: [0473093351](#)
Status: **Active**
Description: 1.10mm (.043") Pitch microSD Card Header with Detect Switch, Height 3.35mm (.131"), Lead Free

Documents:

- | | |
|-------------------------------|--|
| 3D Model | Product Specification PS-47309-001 (PDF) |
| Drawing (PDF) | RoHS Certificate of Compliance (PDF) |

General

Product Family	Memory Card Sockets
Series	47309
Button Type	Push-Pull
Comments	Push-Pull Type
Component Type	I/O Header (Card)
Product Name	microSD Card, TransFlash
Type	N/A

Physical

Card Detection Switch	Yes
Circuits (Loaded)	8
Circuits (maximum)	8
Color - Resin	Black
Durability (mating cycles max)	10,000
Ejector Button Side	No Ejector Button Present
Entry Angle	90° Angle
Keying to Mating Part	Yes
Material - Metal	Phosphor Bronze
Material - Plating Mating	Gold
Material - Plating Termination	Gold
Material - Resin	High Temperature Thermoplastic
PCB Locator	No
PCB Mounting Side	Reverse
PCB Retention	Yes
Packaging Type	Embossed Tape on Reel
Pitch - Mating Interface (in)	0.043 In
Pitch - Mating Interface (mm)	1.10 mm
Pitch - Term. Interface (in)	0.043 In
Pitch - Term. Interface (mm)	1.10 mm
Plating min: Mating (µin)	29.5
Plating min: Mating (µm)	0.75
Plating min: Termination (µin)	2
Plating min: Termination (µm)	0.05
Ports	1
Temperature Range - Operating	-40°C to +85°C
Termination Interface: Style	Surface Mount

Electrical

Current - Maximum per Contact	0.5A
Shielded	Yes
Voltage - Maximum	5V

Solder Process Data

Duration at Max. Process Temperature (seconds)	3
Lead-free Process Capability	Reflow Capable (SMT only)
Max. Cycles at Max. Process Temperature	2

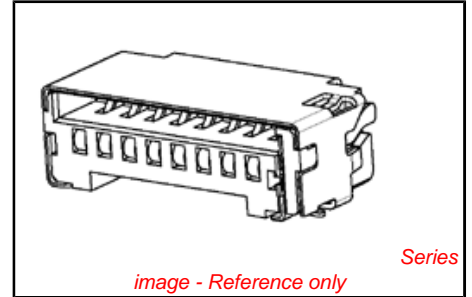


image - Reference only

EU RoHS

ELV and RoHS Compliant

REACH SVHC

Not Reviewed

Halogen-Free

Status

Halogen-Free

Need more information on product environmental compliance?

Email productcompliance@molex.com
 For a multiple part number RoHS Certificate of Compliance, [click here](#)

Please visit the [Contact Us](#) section for any non-product compliance questions.

China RoHS



Search Parts in this Series
47309Series

Mates With
Standard SIM Card

Use With
microSD Card

Process Temperature max. C 250

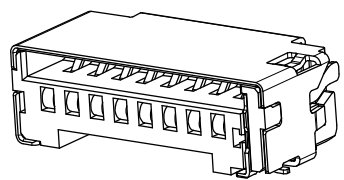
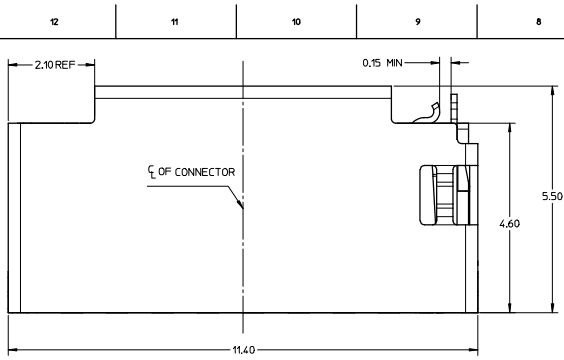
Material Info

Reference - Drawing Numbers

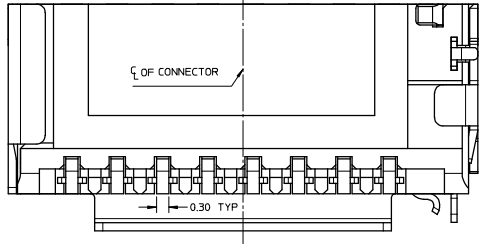
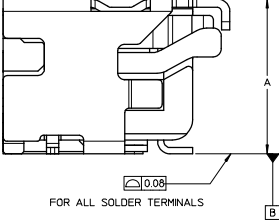
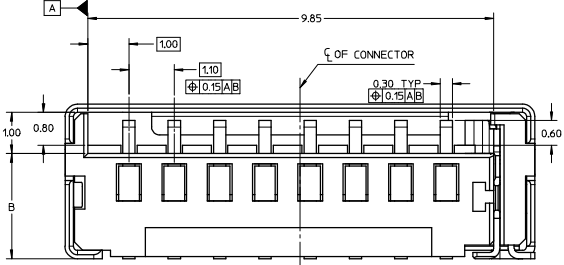
Product Specification PS-47309-001
Sales Drawing SD-47309-001

This document was generated on 03/31/2010

PLEASE CHECK WWW.MOLEX.COM FOR LATEST PART INFORMATION

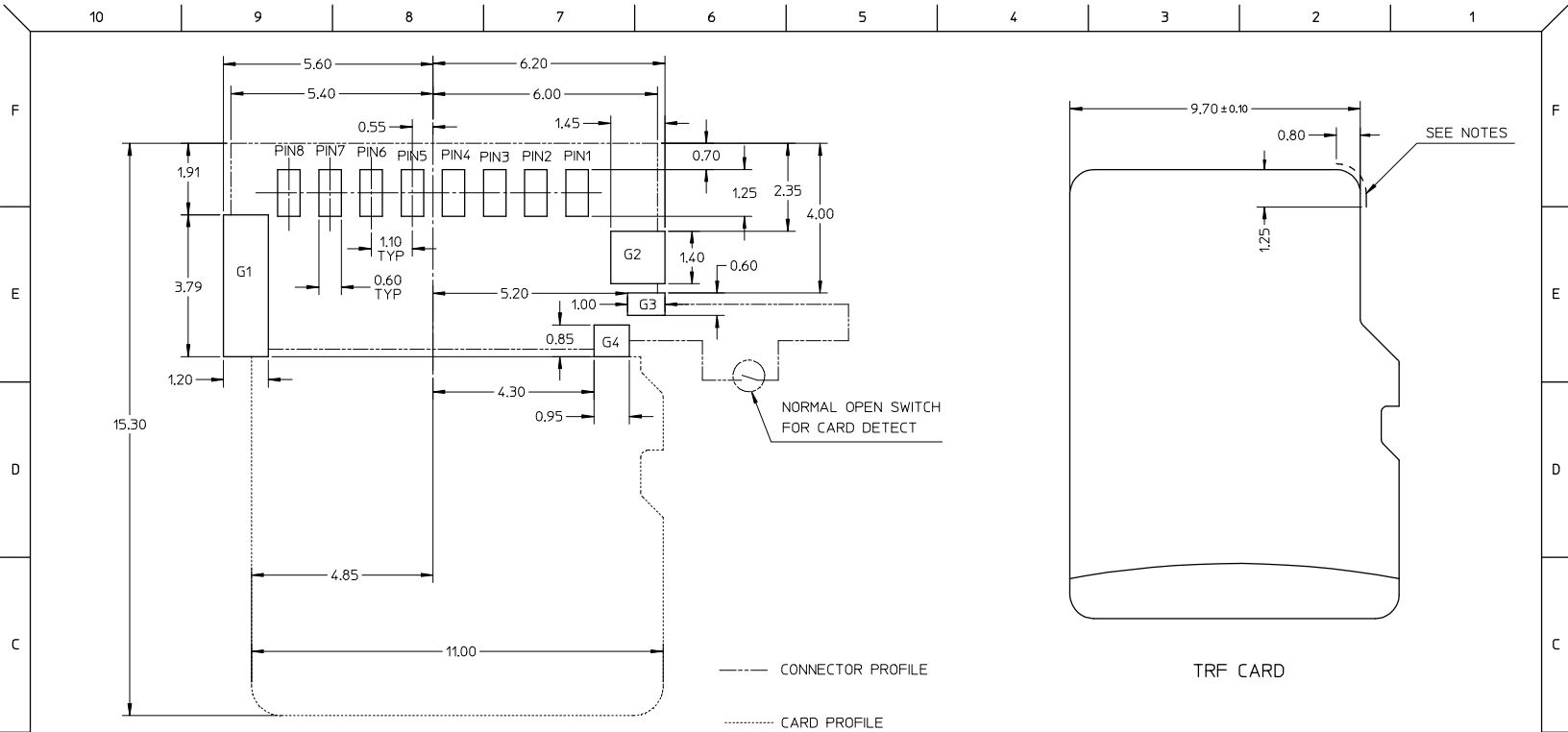


NOTE:
 1 MATERIAL:
 1-1 HOUSING : LCP, 30% G/F, UL 94V-0, BLACK
 1-2 SIGNAL TERMINAL AND DETECT TERMINAL : PHOSPHOR BRONZE
 1-3 METAL SHELL : STAINLESS STEEL
 2 FINISH:
 2-1 SIGNAL TERMINAL : 1.25-6.25 MICRON NICKEL MIN UNDER-PLATED,
 0.75-1.25 MICRON GOLD MIN ON CONTACT AREA, GOLD FLASH PLATED ON SOLDER AREA
 2-2 METAL SHELL : GOLD FLASH PLATED OVER NICKEL ON SOLDER AREA
 2-3 DETECT PIN : 1.25-6.25 MICRON NICKEL MIN UNDER-PLATED
 GOLD FLASH PLATED ON CONTACT AREA, TIN PLATED ON SOLDER AREA
 3 PRODUCT SPECIFICATION: PS-47309-001.



473093751	3.75	2.55
473093551	3.55	2.35
473093351	3.35	2.15
473092851	2.85	1.65
473092651	2.65	1.45
PART NUMBER	DIMENSION A	DIMENSION B

REVISION EC NO. SH20060909399 2008/02/22 DRAWN: LL LUTIO 2008/03/11 CHKD: YL ZHOU 2008/04/02 APPR: HMMG 2008/04/02 DESCRIPTION REV	QUALITY SYMBOLS	GENERAL TOLERANCES (UNLESS SPECIFIED)	DIMENSION STYLE	SCALE	DESIGN UNITS	THIRD ANGLE PROJECTION																		
	$\nabla=0$ $\nabla=0$	<table border="1"> <tr> <th></th> <th>mm</th> <th>INCH</th> </tr> <tr> <td>4 PLACES</td> <td>± 0.15</td> <td>± 0.006</td> </tr> <tr> <td>3 PLACES</td> <td>± 0.20</td> <td>± 0.008</td> </tr> <tr> <td>2 PLACES</td> <td>± 0.25</td> <td>± 0.010</td> </tr> <tr> <td>1 PLACE</td> <td>± 0.30</td> <td>± 0.012</td> </tr> <tr> <td colspan="3">ANGULAR ± 1°</td> </tr> </table>		mm	INCH	4 PLACES	± 0.15	± 0.006	3 PLACES	± 0.20	± 0.008	2 PLACES	± 0.25	± 0.010	1 PLACE	± 0.30	± 0.012	ANGULAR ± 1°			MM ONLY	15:1	METRIC	
		mm	INCH																					
	4 PLACES	± 0.15	± 0.006																					
3 PLACES	± 0.20	± 0.008																						
2 PLACES	± 0.25	± 0.010																						
1 PLACE	± 0.30	± 0.012																						
ANGULAR ± 1°																								
			DRAWN BY: X I XU DATE: 2005/12/24 CHECKED BY: Y JWU DATE: 2005/12/24 APPROVED BY: Y JWU DATE: 2005/12/24			TFR HEADER W/DETECT PIN																		
		DRAFT WHERE APPLICABLE MUST REMAIN WITHIN DIMENSIONS	SEE TABLE			MOLEX INCORPORATED DOCUMENT NO. SD-47309-001 SHEET NO. 1 OF 2																		



RECOMMENDED PCB LAYOUT
TOLERANCE FOR PCB LAYOUT : ± 0.05

NOTES:

NO CONDUCTIVE EXPOSURE TRACE IS ALLOWED ON THE SIDE FACE OF THE CARD AT THIS AREA.

G4	DET
G3	POL
G2	GND
G1	GND
P8	DAT1
P7	DAT0
P6	VSS
P5	CLK
P4	VDD
P3	CMD
P2	CD/DAT3
P1	DAT2
PIN NUMBER	PIN NUMBER

REVISION	DESCRIPTION
1	2008/02/22
2	2008/03/11
3	2008/04/02

QUALITY SYMBOLS	GENERAL TOLERANCES (UNLESS SPECIFIED)
▽=0	4 PLACES ± --- ± ---
▽=0	3 PLACES ± --- ± ---
	2 PLACES ± 0.15 ± ---
	1 PLACE ± 0.25 ± ---
	ANGULAR ± 1°
	DRAFT WHERE APPLICABLE MUST REMAIN WITHIN DIMENSIONS

DIMENSION STYLE	SCALE	DESIGN UNITS	THIRD ANGLE PROJECTION
MM ONLY	15:1	METRIC	☉
DRAWN BY	DATE	TITLE	
XIXU	2005/12/24	TFR HEADER W/DETECT PIN	
CHECKED BY	DATE		
YJWU	2005/12/24		
APPROVED BY	DATE		
YJWU	2005/12/24		
MATERIAL NO.	DOCUMENT NO.	SHEET NO.	
SEE TABLE	SD-47309-001	2 OF 2	

MOLEX INCORPORATED	
THIS DRAWING CONTAINS INFORMATION THAT IS PROPRIETARY TO MOLEX INCORPORATED AND SHOULD NOT BE USED WITHOUT WRITTEN PERMISSION	