

PLEASE CHECK WWW.MOLEX.COM FOR LATEST PART INFORMATION

Part Number: [0190670003](#)
Status: **Active**
Description: NylaKrimp™ Funnel Entry Ring Tongue Terminal for 8 AWG Wire, Stud #4

Documents:

[Drawing \(PDF\)](#) [RoHS Certificate of Compliance \(PDF\)](#)

Agency Certification

CSA LR18689
 UL E32244

General

Product Family Ring and Spade Terminals
 Series [19067](#)
 Crimp Quality Equipment Yes
 Mil-Spec N/A
 Product Name NylaKrimp™
 Type Ring

Physical

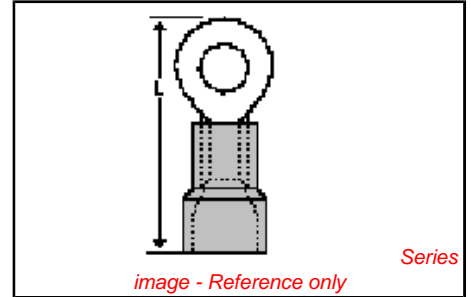
Barrel Type Closed - Brazed
 Flammability 94V-0
 Insulation Nylon (PA)
 Material - Plating Mating Tin
 Packaging Type Bag
 Stud Size 8 (M4)
 Termination Interface: Style Crimp or Compression
 Wire Insulation Diameter 8.98mm (.350") max.
 Wire Size AWG 8
 Wire Size mm² 0.60 - 10.5

Material Info

Old Part Number D-950-08

Reference - Drawing Numbers

Sales Drawing SD-19067-017



<p>EU RoHS ELV and RoHS Compliant REACH SVHC Not Reviewed Halogen-Free Status Not Reviewed</p>	<p>China RoHS</p>
---	--------------------------

Need more information on product environmental compliance?

Email productcompliance@molex.com
 For a multiple part number RoHS Certificate of Compliance, [click here](#)

Please visit the [Contact Us](#) section for any non-product compliance questions.

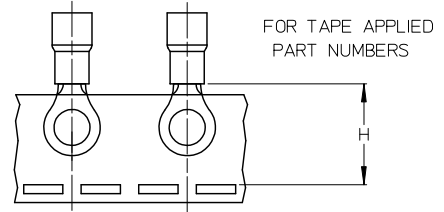
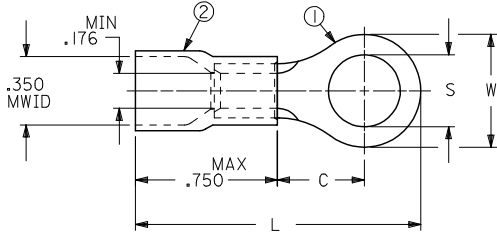
Search Parts in this Series
[19067Series](#)

Application Tooling | FAQ
Tooling specifications and manuals are found by selecting the products below. Crimp Height Specifications are then contained in the Application Tooling Specification document.

Global	
Description	Product #
Manual Putt Pump Hydraulic System, Die set required	0192860117
Die Set (large) for the HHLS Hydraulic Crimper	0192890001
Putt Pump Dieless Head System	0192860065
Hand Crimp Tool	0640013900

PLEASE CHECK WWW.MOLEX.COM FOR LATEST PART INFORMATION

10	9	8	7	6	5	4	3	2	1
MATERIAL NO., LOOSE PC	ENGINEERING P/N	MATERIAL NO., TAPE APPLIED	ENGINEERING P/N	W ±.010	C MIN	L MAX	THKNS, REF	S ±.005	H NOMINAL
190670001	D-950-06	190670002	D-950-06T	.468/11.89	.380/9.65	1.39/35.3	.045/1.14	.146/3.71	1.07/27.2
190670003	D-950-08	190670005	D-950-08T	.468/11.89	.380/9.65	1.39/35.3	.045/1.14	.173/4.39	1.07/27.2
190670006	D-950-10	190670007	D-950-10T	.468/11.89	.380/9.65	1.39/35.3	.045/1.14	.198/5.03	1.07/27.2
190670008	D-950-14	190670011	D-950-14T	.468/11.89	.380/9.65	1.39/35.3	.045/1.14	.265/6.73	1.07/27.2
190670012	D-950-56	190670013	D-950-56T	.468/11.89	.380/9.65	1.39/35.3	.045/1.14	.328/8.33	1.07/27.2
190670016	D-951-10	190670017	D-951-10T	.588/14.94	.445/11.30	1.51/38.4	.045/1.14	.198/5.03	1.07/27.2
190670018	D-951-14	190670019	D-951-14T	.588/14.94	.445/11.30	1.51/38.4	.045/1.14	.265/6.73	1.07/27.2
190670025	D-951-56	190670026	D-951-56T	.588/14.94	.445/11.30	1.51/38.4	.045/1.14	.328/8.33	1.07/27.2
190670022	D-951-38	190670024	D-951-38T	.588/14.94	.445/11.30	1.51/38.4	.045/1.14	.390/9.91	1.07/27.2
190670128	D-951-76	190670027	D-951-76T	.588/14.94	.445/11.30	1.51/38.4	.045/1.14	.453/11.51	1.07/27.2
190670030	D-952-38	-	-	.810/20.57	.628/15.95	1.81/46.0	.050/1.27	.390/9.91	-
190670031	D-952-76	-	-	.810/20.57	.628/15.95	1.81/46.0	.050/1.27	.453/11.51	-
190670028	D-952-12	190670328	D-952-12T	.810/20.57	.628/15.95	1.81/46.0	.050/1.27	.515/13.08	1.40/35.6
190670129	D-952-58	190670344	D-952-58T	.810/20.57	.628/15.95	1.81/46.0	.050/1.27	.656/16.66	1.40/35.6
190670032	D-953-12	-	-	1.125/28.58	1.005/25.53	2.35/59.7	.050/1.27	.515/13.08	-
190670034	D-953-58	-	-	1.125/28.58	1.005/25.53	2.35/59.7	.050/1.27	.656/16.66	-
190670033	D-953-34	-	-	1.125/28.58	1.005/25.53	2.35/59.7	.050/1.27	.781/19.84	-
190670035	D-956-06	190670036	D-956-06T	.374/9.50	.380/9.65	1.34/34.0	.045/1.14	.146/3.71	1.07/27.2
190670037	D-956-08	190670038	D-956-08T	.374/9.50	.380/9.65	1.34/34.0	.045/1.14	.173/4.39	1.07/27.2
190670039	D-956-10	190670040	D-956-10T	.374/9.50	.380/9.65	1.34/34.0	.045/1.14	.198/5.03	1.07/27.2
190670041	D-956-14	190670042	D-956-14T	.374/9.50	.380/9.65	1.34/34.0	.045/1.14	.265/6.73	1.07/27.2



- NOTES:
- MATERIAL: ITEM 1- COPPER, ELECTRO-TIN PLATED
ITEM 2 - MOLDED NYLON, RED
 - ASSEMBLY IS ROHS COMPLIANT.
 - MWID = MAXIMUM WIRE INSULATION DIAMETER.

REDRAW EC NO: WNAZ008-0291 DRW:ETHRODAHL 2008/09/23 CHKD: JMACNEIL 2008/09/23 APPR: JMACNEIL 2008/09/24 A1	QUALITY SYMBOLS	GENERAL TOLERANCES (UNLESS SPECIFIED)	DIMENSION STYLE	SCALE	DESIGN UNITS	THIRD ANGLE PROJECTION
	▽=0 ▽=0	mm INCH 4 PLACES ± --- ± --- 3 PLACES ± --- ± --- 2 PLACES ± --- ± --- 1 PLACE ± --- ± --- ANGULAR ± ---°	IN/MM	---	INCH	DRAWN BY RCM DATE 1991/02/11 CHECKED BY DATE --- APPROVED BY DATE ---
		DRAFT WHERE APPLICABLE MUST REMAIN WITHIN DIMENSIONS	SEE CHART			TITLE RING TONGUE TERMINAL, FUNNEL ENTRY NYLAKRIMP, 8 AWG MOLEX INCORPORATED MATERIAL NO. SD-19067-017 DOCUMENT NO.
						SHEET NO. 1 OF 1 THIS DRAWING CONTAINS INFORMATION THAT IS PROPRIETARY TO MOLEX INCORPORATED AND SHOULD NOT BE USED WITHOUT WRITTEN PERMISSION