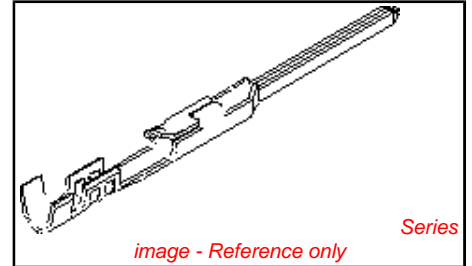


PLEASE CHECK WWW.MOLEX.COM FOR LATEST PART INFORMATION

Part Number: [0016020108](#)
Status: **Active**
Overview: [cgrid_sl_products](#)
Description: SL™ Crimp Terminal, Series 70021, Male, with Tin (Sn) Plated Contact, 24-30 AWG, Bag

Documents:

[Drawing \(PDF\)](#) [RoHS Certificate of Compliance \(PDF\)](#)
[Product Specification PS-70021 \(PDF\)](#)



General

Product Family	Crimp Terminals
Series	70021
Crimp Quality Equipment	Yes
Overview	cgrid_sl_products
Product Name	SL™

Physical

Gender	Male
Material - Metal	Phosphor Bronze
Material - Plating Mating	Tin
Material - Plating Termination	Tin
Packaging Type	Bag
Plating min: Mating (µin)	150
Plating min: Mating (µm)	3.75
Plating min: Termination (µin)	75
Plating min: Termination (µm)	1.875
Termination Interface: Style	Crimp or Compression
Wire Insulation Diameter	1.52mm (.060") max.
Wire Size AWG	24, 26, 28, 30
Wire Size mm²	N/A

Material Info

Old Part Number 70021-0204

Reference - Drawing Numbers

Packaging Specification	PK-70873-0822
Product Specification	PS-70021
Sales Drawing	SD-70021-0*04_0*21, SD-70021-0204

<p>EU RoHS ELV and RoHS Compliant REACH SVHC Contains SVHC: No Halogen-Free Status Halogen-Free</p>	<p>China RoHS</p>
------------------------------------------------------------------------------------------------------------------------------------------------------------------------------------------------	--------------------------

Need more information on product environmental compliance?

Email productcompliance@molex.com
 For a multiple part number RoHS Certificate of Compliance, [click here](#)

Please visit the [Contact Us](#) section for any non-product compliance questions.

Search Parts in this Series
[70021Series](#)

Use With
[70066 Housing](#), [70107 Housing](#)

Application Tooling | FAQ
Tooling specifications and manuals are found by selecting the products below. Crimp Height Specifications are then contained in the Application Tooling Specification document.

Global	
Description	Product #
Hand Crimp Tool, UL	0638118800
Approved	
Insertion Tool	0011020022
Extraction Tool	0011030036

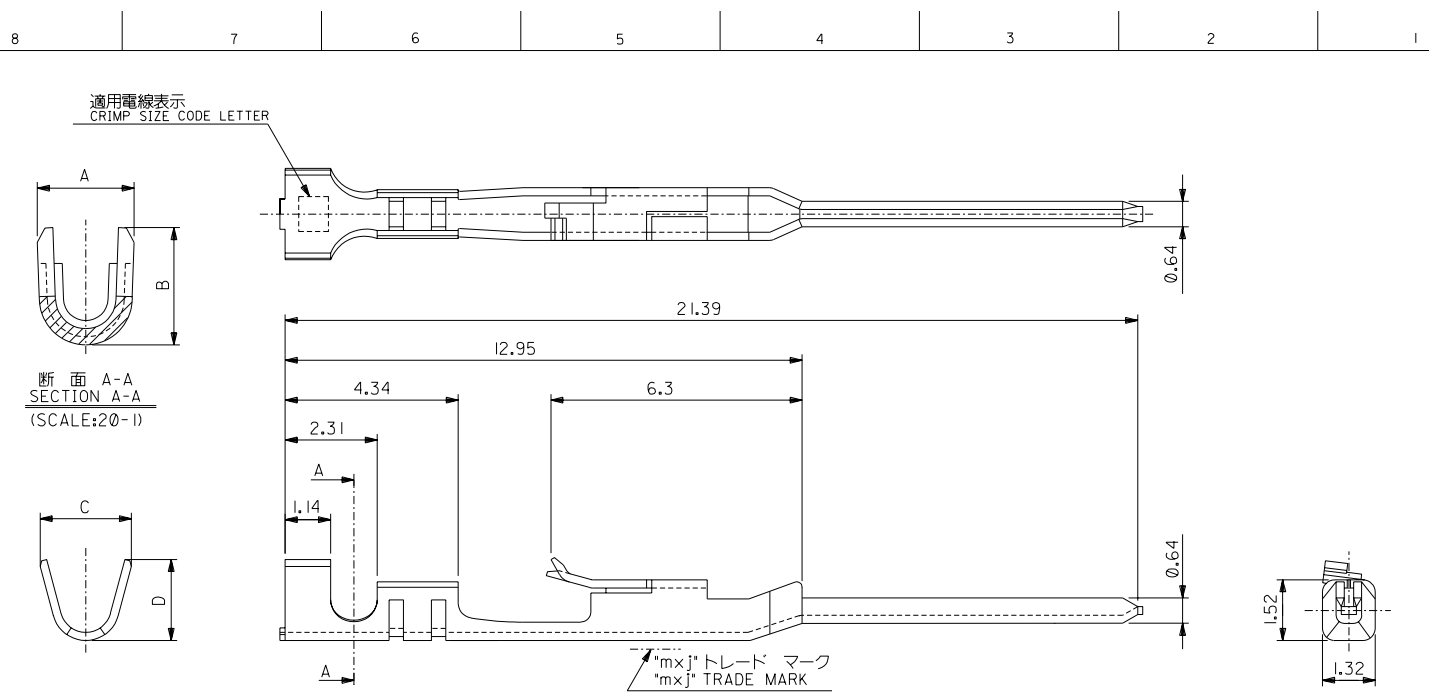
Japan	
Description	Product #
Hand Crimp Tool	0570365000
Hand Crimp Tool	0570375000

PLEASE CHECK WWW.MOLEX.COM FOR LATEST PART INFORMATION

ENG. NO. 0-04
SD-70021-0-21

EDP NO.

MM DIMENSIONS IN METRIC DO NOT SCALE DRAWING



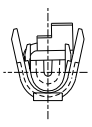
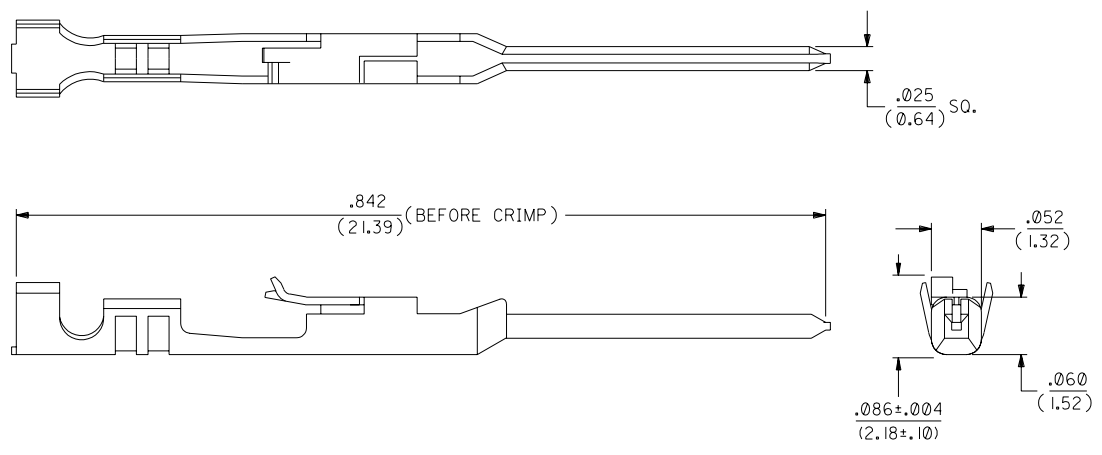
注記:
NOTES:

- 適合ハウジング: 70066-****, 70107-****
APPLICABLE HOUSING: 70066-****, 70107-****
- 仕上げ ニッケル下地、鍍メッキ
FINISH TIN OVER NICKEL PLATING

1.91	2.1	1.47	1.22	A	MAX. Ø 1.6	AWC#24-#30	バラ状 LOOSE	70021-0204
1.91	2.1	1.65	1.84	C		AWC#22-#24	バラ状 LOOSE	70021-0221
D	C	B	A	通用電線表示 CRIMP SIZE CODE LETTER	被覆外径 INS. RANGE	適用電線範囲 WIRE RANGE	端子形状 FORM	MATERIAL No.
				材料 MATERIAL	磷青銅 PHOSPHOR BRONZE	MOLEX	MOLEX-JAPAN CO.,LTD. 日本モレックス株式会社	
				仕上げ FINISH	注記参照 SEE NOTES	EDP NO.	—	
角度 ANGLE	+3°	B	変更 REVISED (12004-45)B	MS	04/05/13	適用電線範囲 WIRE RANGE	表参照 SEE CHART	ENG. NO.
30以上 OVER	+0.5	A	変更 REVISED (T20)B5)	MS	19/12/20	被覆外径 INS. RANGE	表参照 SEE CHART	SD-70021-
10以上 30未満 OVER UNDER	+0.25	0	新規作成 RELEASED (T00)10)	MS	20/4/6	DRAWN BY	CHK'D BY	0-04
10未満 UNDER	+0.2	記号 LTR	変更内容 REVISION RECORD	DR.	日付 CHK. DATE	APP'D BY	尺度 SCALE	0-21
一般公差 GENERAL TOLERANCES			REVISION RECORD		DATE		10-1	REV
			REVISION RECORD		DATE			B

THIS DRAWING CONTAINS INFORMATION THAT IS PROPRIETARY TO MOLEX/JAPAN AND SHOULD NOT BE USED WITHOUT WRITTEN PERMISSION
本図面は日本モレックス(株)の所有する情報を含むもので 当社の許可なく複製を禁止する。 MXJ-8

10 9 8 7 6 5 4 3 2 1 70021



NOTES:

1. TERMINAL FOR USE WITH HOUSING PART NO. 70066-**** & 70107-****.
2. MATERIAL: .008/(0.20) THK. PHOSPHOR BRONZE.
3. TERMINAL TO BE USED WITH 24-30 AWG STRANDED WIRE WITH .060 DIA. MAX. INSULATION.
4. REFER TO MOLEX OPERATIONAL AND SERVICE MANUAL FOR DETAILS.
5. REFER TO PRODUCT SPECIFICATION NO. PS-70021.
6. PARTS SUPPLIED LOOSE PER DRAWING PK-70873-0822.

PLATING:

.000150 MIN. TIN PLATE
OVER NICKEL PLATE.

*THE PRIMARY SHIPPING CARTON WILL BE LABELED "COMPLIANT TO RoHS DIRECTIVE 2002/95/EC AND ELV ANNEX II OF DIRECTIVE 2000/53/EC". CARTONS WITHOUT THIS LABEL MAY CONTAIN PRODUCT WITH LEAD.

D	LEAD FREE UCP2004-1769 RWHITE 04/03/15
C2	REVISED PER ECR #U80270 MCGRATH 97/07/31
C1	REVISED PER ECR #U70928 MCGRATH 97/06/26
C	164 PLTG. WAS 102 PER ECR # U31149 08/19/93 REED
B	REDRAWN ON CAD PER ECR # 9509 11/10/86 WJF/MJM

MFG.	SH.	REV.	LTR.	REVISIONS
				REVISE ONLY ON CAD SYSTEM

DIMENSIONS SHOWN (METRIC) INCH UNLESS OTHERWISE SPECIFIED TOLERANCES: ANGULAR ± 1/2°		TITLE TERMINAL, MALE CRIMP																			
<table border="1"> <tr> <th></th> <th>INCH</th> <th>METRIC</th> </tr> <tr> <td>3 PLACE</td> <td>± .010</td> <td>---</td> </tr> <tr> <td>2 PLACE</td> <td>± .015</td> <td>± 0.25</td> </tr> <tr> <td>1 PLACE</td> <td>---</td> <td>± 0.35</td> </tr> </table>			INCH	METRIC	3 PLACE	± .010	---	2 PLACE	± .015	± 0.25	1 PLACE	---	± 0.35	<table border="1"> <tr> <td>MOLEX INCORPORATED</td> <td>SHEET NO.</td> <td>DATE</td> </tr> <tr> <td>LITTLE ROCK, AR 60532</td> <td>1</td> <td>10/30/86</td> </tr> </table>		MOLEX INCORPORATED	SHEET NO.	DATE	LITTLE ROCK, AR 60532	1	10/30/86
	INCH	METRIC																			
3 PLACE	± .010	---																			
2 PLACE	± .015	± 0.25																			
1 PLACE	---	± 0.35																			
MOLEX INCORPORATED	SHEET NO.	DATE																			
LITTLE ROCK, AR 60532	1	10/30/86																			
DRAFT WHERE APPLICABLE MUST REMAIN WITHIN DIMENSIONS		PART NO. 16-02-0108 DRWG. NO. SD-70021-0204																			
DRWG. BY: WJF	CHK'D. BY: MJM	FILE NAME: 570021X4.DGN	THIS DRAWING CONTAINS INFORMATION THAT IS PROPRIETARY TO MOLEX INC. AND SHOULD NOT BE USED WITHOUT WRITTEN PERMISSION.																		
APP'D. BY: WAZ	SCALE: 10:1	DIV. DA	SIZE B																		

10 9 8 7 6 5 4 3 2 1