






ISO 9001
REGISTERED



SWITCHING POWER SUPPLY, SINGLE OUTPUT: 25 WATTS, ENCLOSED, UNIVERSAL INPUT



1. NOTES:





DIMENSIONS ARE IN MM UNLESS SPECIFIED OTHERWISE.

2. ELECTRICAL SPECIFICATIONS:

INPUT VOLTAGE:	85 VAC TO 264 VAC															
INPUT CURRENT:	0.35A @ 230V															
INPUT FREQUENCY:	47 HZ - 63 HZ															
OUTPUT VOLTAGE / CURRENT:	<table border="0"> <tr> <td>P/N :</td> <td>MODEL:</td> <td>OUTPUT:</td> </tr> <tr> <td>GT-25-5</td> <td>S-25-5</td> <td>+5 VDC +/-2%, 5A</td> </tr> <tr> <td>GT-25-12</td> <td>S-25-12</td> <td>+12 VDC +/-1%, 2.1A</td> </tr> <tr> <td>GT-25-15</td> <td>S-25-15</td> <td>+15 VDC +/-1%, 1.7A</td> </tr> <tr> <td>GT-25-24</td> <td>S-25-24</td> <td>+24 VDC +/-1%, 1.1A</td> </tr> </table>	P/N :	MODEL:	OUTPUT:	GT-25-5	S-25-5	+5 VDC +/-2%, 5A	GT-25-12	S-25-12	+12 VDC +/-1%, 2.1A	GT-25-15	S-25-15	+15 VDC +/-1%, 1.7A	GT-25-24	S-25-24	+24 VDC +/-1%, 1.1A
P/N :	MODEL:	OUTPUT:														
GT-25-5	S-25-5	+5 VDC +/-2%, 5A														
GT-25-12	S-25-12	+12 VDC +/-1%, 2.1A														
GT-25-15	S-25-15	+15 VDC +/-1%, 1.7A														
GT-25-24	S-25-24	+24 VDC +/-1%, 1.1A														
OUTPUT CURRENT :	NO LOAD TO FULL LOAD, NO MINIMUM LOAD REQUIRED															
OUTPUT POWER (RATED):	25 WATTS MAX															
OUTPUT RIPPLE (PEAK TO PEAK):	50 mV (P-P) FOR 5V, 100 mV (P-P) FOR ALL OTHER OUTPUTS															
ADJUSTABILITY:	+10, -5% OUTPUT															
OUTPUT REGULATION (LINE):	± 5 % FOR OUTPUT															
LOAD REGULATION (LINE):	5V MODEL +/-1%, ± 0.5% FOR ALL OTHER OUTPUTS															
TURN ON/ TURN OFF OVERSHOOT:	4% MAX 500uS MAX RECOVERY TIME FOR 25% STEP LOAD															
TURN-ON DELAY:	1 SEC MAX															
HOLD-UP TIME:	10 mSEC MIN AT NOMINAL INPUT 115 VAC AND FULL LOAD															
INRUSH CURRENT:	15 A MAX AT COLD START FOR N.A. (30A FOR EURO)															
EFFICIENCY:	75 % TYPICAL															
SWITCHING FREQUENCY:	100 KHZ TYPICAL															
OVER-VOLTAGE PROTECTION:	VOLTAGE LIMITED LESS 115% ~ 135% OF NOMINAL VOLTAGE FOR MAIN OUTPUT															
OVER-CURRENT / SHORT CIRCUIT:	HICCUP WITH AUTO RECOVERY TO 1.1 - 1.3 I _o															
OTHER PROTECTION:	INPUT FUSING															
SAFETY APPROVALS :	UL1012, UL 60950 / 1950, CUL TO 22.2 # 234, 950, TUV TO EN 60950, CE CLASS I															
DIELECTRIC WITHSTAND VOLTAGE:	3000VAC PRIMARY-SECONDARY; 1500 VAC PRIMARY- GROUND															
LEAKAGE CURRENT:	≤ 0.75 mA @ 240 VAC															
LINE SURGE:	EN 61000-4-5 LEVEL 4															
EMI:	COMPLIES WITH EN55022, 1 CLASS B AND FCC PART 15 CLASS B WHEN TESTED WITH A RESISTIVE LOAD, BOTH CONDUCTED AND RADIATED															
CE MARK :	TESTED TO COMPLY WITH EN61000-3-2, EN61000-3-3 AND EN50082-1 INCLUDING EN61000-4-2, EN61000-4-3, EN61000-4-4, EN61000-4-5, EN61000-4-6, EN61000-4-11 LEVEL 4, UNIT IS ELIGIBLE FOR CE MARK.															



ISO 9001
REGISTERED



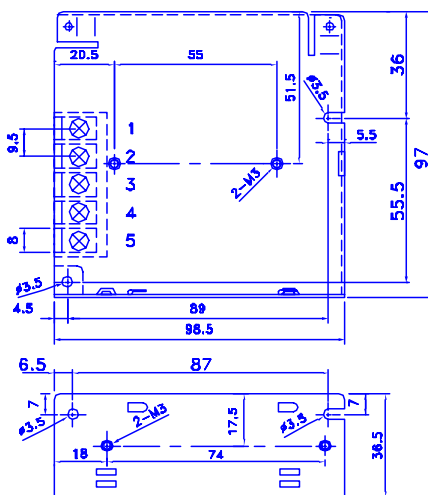
**SWITCHING POWER SUPPLY, SINGLE OUTPUT:
25 WATTS, ENCLOSED, UNIVERSAL INPUT**



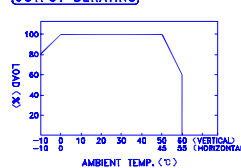
MTBF:	GREATER THAN 50,000 HOURS AT 25°C AMBIENT TEMPERATURE
OPERATING TEMPERATURE:	0°C TO 45° C, DERATE LINEARY TO 60% OUTPUT POWER AT 60°C
STORAGE TEMPERATURE:	-40°C TO 80° C
HUMIDITY:	0% TO 90% RELATIVE HUMIDITY
WEIGHT:	0.37 kg REF.
VIBRATION:	10-500 Hz 2G 10 MIN/ CYCLE (PERIOD = 60 MINUTES, EACH AXIS)

3. MECHANICAL: MM

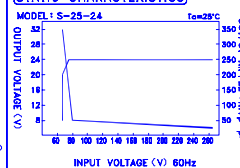
3.1. CONFIGURATION: ENCLOSED SWITCHING POWER SUPPLY, AL. ALLOY 3003 OR EQUIVALENT, GOLD IRRIDITE, CHEM. TREATED FINISH., CHASSIS: "U" CHANNEL, WITH (5) MOUNTING METRIC INSERT M3, AS SHOWN BELOW: (2) BOTTOM; (3) RIGHT SIDE. COVER: "L" SHAPE WITH HOLES SCREENED PATTERN FOR NATURAL CONVECTION COOLING THERMAL TRANSFER.



OUTPUT DERATING



STATIC CHARACTERISTICS




3.2. INPUT / OUTPUT CONNECTOR: STRAIGHT MOUNT BARRIER STRIP, 5 POSITIONS, 9.5 MM PITCH FOR LUG/TERMINALS INPUT/OUTPUT HARNESS CONNECTIONS

3.3. WIRING DIAGRAM:

- ☒ TERMINAL PIN NO. ASSIGNMENT
- ☒ PIN 1 : DC OUTPUT -V
- ☒ PIN 2 : DC OUTPUT +V
- ☒ PIN 3 : FG ⊕
- ☒ PIN 4,5 : AC INPUT



ISO 9001
REGISTERED



**SWITCHING POWER SUPPLY, SINGLE OUTPUT:
25 WATTS, ENCLOSED, UNIVERSAL INPUT**



LABEL:

GlobTek, Inc.

ITE POWER SUPPLY

P/N: GT-25-XX ← XX = O/P V

MODEL: S-25-XX ←

INPUT: 100-240 VAC 50-60 Hz 1.6A

OUTPUT: VDC A

TERMINAL PIN NO. ASSIGNMENT

- ☑ PIN 1 : DC OUTPUT -V
- ☑ PIN 2 : DC OUTPUT +V
- ☑ PIN 3 : FG
- ☑ PIN 4,5 : AC INPUT

DATE CODE
WW - WEEK
YY - YEAR

MADE IN XXXX

XXXX - USA OR CHINA

WWYY

4.2. SECOND LABEL: INSTALLED ON COVER FACING TERMINAL BLOCK

L

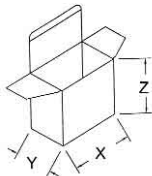
N

FG

COM + V

VERIFY WIRE
POSITIONS
BEFORE HOOKUP

5. INDIVIDUAL PACKING BOX:



X = 164 mm
Y = 42 mm
Z = 101 mm

