


Disconnects

Section Contents

	Page
Safety Module™ fused disconnect switch	308-309
Coordination Module™ fused lighting and appliance panelboard	310-311
Power Module™ — all-in-one	
elevator disconnect	312-313
Fusible disconnects	
Overview for compact series	314
30A Base & DIN rail mount compact series switches	315-316
60-100A Base & DIN rail mount compact series switches	317
Accessories for 60-100A compact series switches	318
200-800A Base & DIN rail mount compact series switches	319-320
30–800A, 600V 3-Pole compact series enclosed switches	321-322
30–800A 2-, 4- & 6-Pole compact series enclosed switches	323-324
Non-fusible disconnects	
Overview for compact series non-fusible switches 16-125A	325
Overview for compact series non-fusible switches 175-3150A	326
16-100A compact series Base & DIN rail mount switches	327-328
16-100A compact series door mounted switches	329
400-800A compact series non-fusible switches	330
Accessories for 400-800A compact series switches	331
16–80A, 600V 3-Pole compact series non-fusible enclosed switches	332
16A-3150A, 600V 3-Pole compact series non-fusible enclosed switches	333
16-400A 2-, 4- & 6-Pole compact series non-fusible enclosed switches	334-335
A/C Disconnects — fused and non-fused	336
Fused, dead front disconnect switches	337

RED indicates NEW information



Safety Module™ fused disconnect switch

SM363 _ _

Cooper Bussmann® Safety Module™

Specifications

Description: A fused disconnect featuring enhanced safety features and use of the Cooper Bussmann® CUBEFuse®. Optional rejection kits prevent overfusing 30 and 60 amp circuits. Padlockable handle and door interlock provide safety during maintenance procedures. Viewing window permits viewing CUBEFuse permanent fuse indication status without opening the door.

Poles: 3

Enclosures: NEMA 1, 3R, 12 and 4X

Ratings:

Volts: — 600Vac

Amps: — 0-100A

SCCR: — 50kA

Agency Information: CE, UL Listed and cUL Listed.

Features and Benefits

- *easyID™* fuse viewing window allows maintenance personnel to quickly identify open fuses — without opening the enclosure.
- Wide amp range in one unit provides installation flexibility — one Safety Module™ covers 1-100A applications.
- Rejection kits prevent overfusing 30A and 60A circuits.
- Optional internal safety barrier covers all energized parts to provide added protection against electrical hazards — even with the enclosure door open.

Accessories

- Optional internal safety barriers
- Solid neutral terminal
- Auxiliary contacts
- Rejection kits for 30 and 60 amp applications

Catalog Numbers

Catalog Numbers*	Amp Rating	NEMA Enclosure	Max. Hp Rating			Dimensions (in)**			SCCR
			240V	480V	600V	Height	Width	Depth	
SM363FG	100	1	20	40	50	16	8	5	50kA
SM363FR	100	3R	20	40	50	16	12	5	50kA
SM363FD	100	12	20	40	50	16	10	6	50kA
SM363FX	100	4XSS	20	40	50	16	12	6	50kA

* For safety barrier/rejection plate, add the suffix "B" to the catalog number, then add either; 1 for 30A, 2 for 60A or 3 for 100A. Example: SM363FGB3.

NEMA 1 enclosures also available in gray. To order, place suffix "G" to the end of catalog number. Example: SM363FGG.

NEMA 3R & 12 only available in gray.

** Does not include mounting tabs or handle. See Data Sheet for full dimensional data.



Disconnects


Safety Module™ fused disconnect switch

High Visibility Safety Yellow
Easy to locate and identify disconnect means. Also available in standard gray.

Padlockable Handle
With up to three padlocks to protect maintenance personnel.

Door Interlock
Prevents opening door while energized, but can be overridden for testing or inspection.

Positive Opening Operation
Contacts are opened and closed by a driven mechanism (not springs) so the switch cannot reach the "OFF" position unless the contacts are truly open.



Optional Safety Barrier
Covers energized parts to provide added protection against electrical hazards.

CUBEFuse™

- Class J time-delay electrical performance.
- easyID™ permanent replace fuse indication to quickly determine fuse condition.
- Finger-safe test points allow testing voltage without exposure to energized conductors.

Fuse Base
Accepts 1-100A fuses (rejection kits available).

NEMA 1, 3R, 12 & 4X Enclosures
Meet most application requirements.

Viewing Window
Quick identification of fuse condition — without opening the door.

Conduit Knockouts
For easy installation.

Field Installed Accessories

- Solid Neutral terminal
- Auxiliary contacts
- Internal lockable handle
- Rejection kit for 30 and 60 amp applications



Disconnects

Coordination Module™ fused lighting and appliance panelboard

Type EP

Cooper Bussmann® Coordination Module™

Specifications

Description: A fused lighting and appliance panelboard for branch circuit applications. Specifically designed to meet the 2005 NEC® Code requirements for selective coordination for Emergency, Legally Required Standby and Essential Electrical Systems per 700.27, 701.18, and 517.26 when properly coordinated with the upstream overcurrent protective device feeder.

Circuits: 12, 24, 36, 42

Enclosure: NEMA 1

Ratings:

Volts: — 120/208 or 277/480Vac

Branch Circuit Amps: — 0-30A

SCCR: — 100kA

Agency Information: UL67, UL 50.

Features and Benefits

- Complies with the new 2005 NEC® Selective Coordination Requirements for Emergency, Legally Required Standby and Essential Electrical Systems per 700.27, 701.18, and 517.26 when properly coordinated with the upstream overcurrent protective device feeder. Per the 2005 NEC®: Coordination (Selective) is the localization of an overcurrent condition to restrict outages to the circuit or equipment affected, accomplished by the choice of overcurrent protective devices and their ratings or settings.
- Ensures system uptime with the goal of safety of human life during emergencies or for essential health care functions.
- Provides a fast and easy solution to meeting new coordination Code requirements. Simply utilize published fuse selective coordination ratios to select the correct upstream fuse ratings.
- Offers significant savings compared to other fused panels and selectively coordinated circuit breaker systems.

Typical Applications

- Hospitals
- Schools
- Commercial and industrial facilities



Catalog Numbers Coordination Module*

Catalog Numbers	Voltage Rating	SCCR	Dimensions (in)			Type	Main Device Amp Rating	Branch Circuit	
			Height	Width	Depth			Amp Rating	Number of Circuits
EP2M23012GCC	120/208	100kA**	36	28	5 ¾	MLO	200	30	12
EP2M23024GCC	120/208	100kA**	38	28	5 ¾	MLO	200	30	24
EP2M23036GCC	120/208	100kA**	48	28	5 ¾	MLO	200	30	36
EP2M23042GCC	120/208	100kA**	48	28	5 ¾	MLO	200	30	42
EP4M23012GCC	277/480	100kA***	36	28	5 ¾	MLO	200	30	12
EP4M23024GCC	277/480	100kA***	36	28	5 ¾	MLO	200	30	24
EP4M23036GCC	277/480	100kA***	48	28	5 ¾	MLO	200	30	36
EP4M23042GCC	277/480	100kA***	48	28	5 ¾	MLO	200	30	42


* Meets UL 67 (Panelboards) and UL 50 (Cabinets and Boxes).

** When protected by upstream LPN-RK 100A max. LPJ 200A max. or JJJ 200A max., otherwise 10kA.

*** When protected by upstream LPN-RK 200A max. LPJ 200A max. or JJJ 200A max., otherwise 14kA.

Disconnects

Coordination Module™ fused lighting and appliance panelboard



NEMA Type 1 Enclosure
With surface mount trim.

Ground Bar
Bolted with set screw terminations.

120/208V or 277/480V Main Lugs
With AGW 6-300Kcmil terminations.

Full-Sized Neutral Bar
With set-screw terminations.

**Class CC Fuse Holders With
easyID Neon Indicator**
Provides ease of coordination with
superior overcurrent protection and
open fuse indication.

12 to 42 Circuits

Branch Circuit Breakers
Provide circuit isolation.

200A Copper Main Bus

Disconnects

Power Module™ — all-in-one elevator disconnect

PS & PMP

Cooper Bussmann® Power Module™

Specifications

Description: Fusible power switch with shunt trip and fire safety interface to allow for single point tie in with fire alarm system.

Ratings:

- Volts: — 600Vac, 3Ø
- Amps: — 30-400A (PS)
 - 30-400A (PMP feeder switches)
 - 400-800A (PMP main switches*)

SCCR: — 200,000A rms

*Contact Cooper Bussmann for applications greater than 800A.

Agency Information: Complies with NFPA 70 (NEC®; National Electrical Code®), ANSI/ASME A17.1 (Safety Code for Elevators and Escalators), NFPA 72 (National Fire Alarm Code®)

— Power Module Switch; UL Listed (UL 98) Enclosed and Dead front switch Guide 96NK3917, File E182262, NEMA 1, UL 50 Listed enclosure**, ULc per Canadian Standards C22.2, No. 0-M91-CAN/CSA C22.2, No. 4-M89 Enclosed switch.

**NEMA 12, 3R, and 4 enclosures also available

— Power Module Panel; UL Listed (UL 67) Panel Boards or (UL 891) Dead Front Switchboard, File E181664, ULc per Canadian Standards, Service Entrance Rated.

Features and Benefits

- Internally powered, relay activated shunt trip system.
- Mechanically interlocked auxiliary contact.
- Self-contained adherence to elevator consensus standards, NFPA 70 (NEC®). NFPA 72, ANSI/ASME 17.1.

Typical Applications

- Elevator Disconnects
- Computer Room Shunt Trip Disconnect
- Fire Safety Interface Relay

Accessories

- For added safety, use the Cooper Bussmann SAMI™ fuse covers to improve maintenance personnel protection (OSHA 1910.333, paragraph C).

Ordering

The Cooper Bussmann Power Module switch and panel are factory configured to the specific application. Contact your Cooper Bussmann representative to place your order. Have all relevant electrical and circuit information on hand.

PS

Power Module™ Switch for single elevator applications



PMP

Power Module™ Panel for multiple elevator applications



Disconnects

Power Module™ — all-in-one elevator disconnect

The Power Module™ is the best choice for design engineers or electrical contractors that need to meet these requirements, Codes and standards:

- Elevator Shutdown – ANSI/ASME A17.1 Rule 102.2(c)(3)
- Shunt Trip Voltage Monitoring – NFPA 72-1999 3-9.4.4
- Integrity Monitoring – NFPA 72-1999 3-9.2.1
- Allows Elevator Shutdown – NEC® 620.51
- Selective Coordination – NEC® 620.62
- Auxiliary Contact (Hydraulic Elevator) – NEC® 620.91(C)
- Orderly Shutdown – NEC® 240.12

With the Power Module You Get:

- Shunt trip capability
- Selective coordination
- Fire safety signal interface
- Shunt trip voltage monitoring
- Component protection via Low-Peak® Class J fuses
- UL 98 Listed for 200kA short-circuit current rating
- Lockable in the open position with three lock capability
- Optional key-test switch and optional pilot light for easy inspection
- No annual calibration or testing of overcurrent protection required
- Padlockable for service work safety and open door “override” for troubleshooting

Notes: Always follow established safety practices when working on a electrically live equipment.



Power Module™ Panel (PMP)

Hydraulic Elevators

Hydraulic Elevators need battery backup to help prevent stranding passengers. To keep the elevator from moving when it's been manually shut down for maintenance, the NEC® requires battery backup be connected to the elevator disconnecting means through an auxiliary contact.

However, an unintended consequence can be passengers getting stranded because of devices that open automatically (circuit breakers and disconnects utilizing a

molded case switch with a trailing fuse block) will operate with a fault on their loadside. That operation also disables the battery backup and strands passengers. That's why the Power Module has a non-automatic fusible shunt trip switch. If the Power Module has a fault on its loadside, the fuses open and the battery stays enabled. Thus the Power Module ensures that battery power is enabled when the passengers need it to exit, and disabled to allow safe maintenance of the elevator and hoistway.

Scenario	Battery Lowering Required	Reason	Offered By Power Module™	Offered By Other Elevator Disconnects
Power failure	Yes	Need to lower elevator to allow passengers to exit	Yes	Yes
Fire in shaft or machine room	No	Recall is initiated by smoke detector and lowers elevator to a safe floor. Battery not needed	Yes	Yes
Disconnect manually opened	No	Worker to perform maintenance. Elevator must remain stationary to prevent injury	Yes	Yes
Fault on loadside of disconnect	Yes	Need to lower elevator to allow passengers to exit	Yes	No

Disconnects

Overview for compact series fusible disconnect switches

CFD30CC3 to FD800L3



CFD60J3



FD400J3



CFD100J3

Agency Information: UL listed, CSA certified, IEC rated, CE marked.

Catalog Numbers	3-pole	CFD30CC3	CFD30J3	CFD60J3	CFD100J3	FD200J3	FD400J3	FD600J3	FD800L3	
General Purpose Amp Ratings	A	30	30	60	100	200	400	600	800	
Approvals(1)	2-pole 3-pole 4-pole	N/A UL98 & IEC UL98 & IEC	N/A UL98 & IEC UL98 & IEC	N/A UL98 & IEC UL98 & IEC	UL98 & IEC UL98 & IEC UL98 & IEC	UL98 & IEC UL98 & IEC UL98 & IEC	UL98 & IEC UL98 & IEC UL98 & IEC	UL98 & IEC UL98 & IEC UL98 & IEC	UL98 & IEC UL98 & IEC UL98 & IEC	
Technical Ratings (UL,CSA)										
Max operating voltage V		600	600	600	600	600	600	600	600	
Max horsepower rating										
Three phase	200-208V	hp	5/7.5	5/7.5	15	25	50	100/125	150	200
	240V	hp	7.5	7.5	15	30	60	125	200	250
	480V	hp	15	15	30	60	125	250	400	500
	600V	hp	20	20	50	75	150	350	500	600
Single phase	120V	hp	2	2	—	—	—	—	—	—
	240V	hp	3	3	—	—	—	—	—	—
UL fuse class		CC	J	J	J	J,T	J,T	J,T	L	
Short-circuit rating with fuses	kA	200	200	200	200	200	200	200	200	
UL fuse size	A	30	30	60	100	200	400	600	800	
UL fuse type		J/CC	J	J/T	J/T	J/T	J/T	J/T	L	
Technical Ratings (IEC)										
Rated insulation and operational voltage. ac20 and dc20(2)		1000	1000	750	750	1000	1000	1000	1000	
Rated thermal current, I _{th}										
ac 20/dc 20	open	A	32	32	63	125	250	400	630	800
	enclosed	A	32	32	63	125	250	400	600	720
ac 21A	≤500V	A	32	32	63	125	250	400	630	800
	≤690V	A	32	32	63	125	250	400	630	800
Rated operational power ac 23										
	400/415V	kW	14/15	14/15	30	80/90	132/140	210/230	315/340	350/380
	690V	kW	25	25	60	132	230	330	540	600
Physical Characteristics										
Weight	3-pole switch	lb	1.54	1.54	2.86	3.30	15.21	17.2	37.48	37.48
	4-pole	lb	1.98	1.98	3.52	3.96	17.4	19.4	46.3	46.3
Dimension	3-pole	H in	3.82	3.82	3.94	5.66	7.87	7.87	11.42	11.42
		W in	4.17	4.17	5.63	7.06	10.31	11.22	14.69	14.69
		D in	4.21	4.21	5.04	5.09	7.83	8.11	9.21	9.21

(1) UL listed switches are also CSA certified

(2) 1000V IEC 408

Disconnects

30A Base & DIN rail mount compact series fusible disconnect switches

Handle - Selector 30A UL fuse Class J, CC

For a complete assembly, please select one of each:

- 1 switch
- 1 shaft
- 1 handle

30A/600V Switches

Catalog Numbers	Poles	UL General Purpose Amp Rating	Fuse Type 600V	Maximum Horsepower Rating					Terminal Lugs Wire Size/Type
				Three Phase					
				200V	208V	240V	480V	600V	
CFD30J3	3	30	J	5	7.5	7.5	15	20	#18 – 8/CU
CFD30CC3	3	30	CC	5	7.5	7.5	15	20	#18 – 8/CU
CFD30J4	4	30	J	5	7.5	7.5	15	20	#18 – 8/CU
CFD30CC4	4	30	CC	5	7.5	7.5	15	20	#18 – 8/CU




CFD30J3

Shafts — For use with CDH selector handles □ 0.20 x 0.20" (□ 5 x 5 mm)

Catalog Numbers	Shaft Length in (mm)	Mounting Depth(1) in inches
CDS85S	3.3 (85)	5.5-5.7
CDS105S	4.1 (105)	5.5-6.5
CDS120S	4.7 (120)	5.5-7.1
CDS130S	5.1 (130)	5.5-7.5
CDS180S	7.1 (180)	6.3-9.4
CDS250S	9.8 (250)	9.1-12.2
CDS330S	13.0 (330)	12.2-15.4



(1) Mounting depth is the distance from the outside of the door to the disconnect switch mounting plate. Shaft can be cut to desired length.



CDS_ _S

Handle - Selector — For use with shafts □ 0.20 x 0.20" (□ 5 x 5 mm)

All marked both O/I & Off/On

Catalog Numbers	NEMA Type	IEC Type	Color	Defeatable	Padlockable
CDH3S	1,3R,12	IP65	Black	—	Yes
CDH4S	1,3R,12	IP65	Red/Yellow	—	Yes
CDH5S	1,3R,12	IP65	Black	Yes	Yes
CDH6S	1,3R,12	IP65	Red/Yellow	Yes	Yes



CDH4S, 6S

Disconnects

30A Base & DIN rail mount compact series fusible disconnect switches

Handle - Pistol 30A UL fuse Class J, CC

For a complete assembly, please select one of each:

- 1 switch
- 1 shaft
- 1 handle

Switches 30A/600V

Catalog Numbers	Poles	UL General Purpose Amp Rating	Fuse Type 600V	Maximum Horsepower Rating					Terminal Lugs Wire Size/Type
				Three Phase					
				200V	208V	240V	480V	600V	
CFD30J3	3	30	J	5	7.5	7.5	15	20	#18 – 8/CU
CFD30CC3	3	30	CC	5	7.5	7.5	15	20	#18 – 8/CU
CFD30J4	4	30	J	5	7.5	7.5	15	20	#18 – 8/CU
CFD30CC4	4	30	CC	5	7.5	7.5	15	20	#18 – 8/CU



CFD30J3

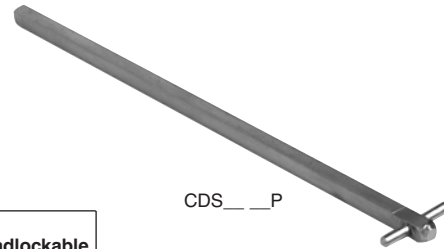
Shafts

For use with pistol handles □ 0.20 x 0.20" (□ 5 x 5 mm)

Catalog Number	Shaft length in (mm)	Mounting Depth (1) in inches
CDS48P	5.9 (150)	4.9-8.9
CDS67P	6.7 (170)	5.9-9.7
CDS49P	10.4 (265)	9.5-13.4
CDS50P	15.8 (400)	15.0-18.7
CDS99P	19.7 (500)	20.5-22.6



(1) Mounting depth is the distance from the outside of the door to the disconnect switch mounting plate. Shaft can be cut to desired length.



CDS__P

Handles - Pistol

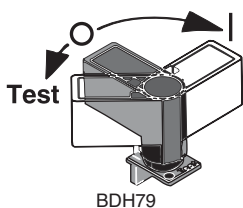
For use with shafts □ 0.20 x 0.20" (□ 5 x 5 mm)

Catalog Numbers	NEMA Type	IEC Type	Color	Marking	Length in (mm)	Defeatable	Padlockable
BDH104	1,3R,12	IP65	Black	O/I&Off/On	1.8 (45)	Yes	Yes
BDH105	1,3R,12	IP65	Red/Yellow	O/I&Off/On	1.8 (45)	Yes	Yes
BDH106	1,3R,12	IP65	Black	O/I&Off/On	2.6 (65)	Yes	Yes
BDH107	1,3R,12	IP65	Red/Yellow	O/I&Off/On	2.6 (65)	Yes	Yes
CDHXB65	1,3R,4,4X,12	IP65	Black	O/I&Off/On	2.6 (65)	Yes	Yes
CDHXY65	1,3R,4,4X,12	IP65	Red/Yellow	O/I&Off/On	2.6 (65)	Yes	Yes
BDH106T	1,3R,12	IP65	Black	Off/On/Test	2.6 (65)	Yes	Yes
BDH107T	1,3R,12	IP65	Red/Yellow	Off/On/Test	2.6 (65)	Yes	Yes

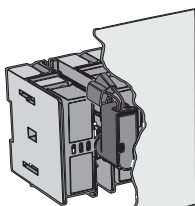
Handle - Direct Mount

Mounts directly to switch, no shaft necessary

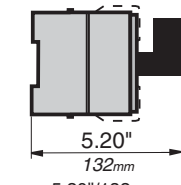
Catalog Number	NEMA Type	Color	Marking	Length in (mm)	Padlockable
BDH79	1	Black	O/I/Test	5.2 (132)	Yes



BDH79



BDH79 Mounted



BDH79 Mounted Depth



BDH104, 106

Disconnects

60-100A Base & DIN rail mount compact series fusible disconnect switches

Handle - Pistol 60-100A UL fuse Class J

For a complete assembly, please select one of each:

- 1 switch
- 1 shaft
- 1 handle
- 1 terminal lug kit

Switches 60—100A/600V

Catalog Number	Poles	UL General Purpose Amp Rating	UL Fuse Type 600V	Maximum Horsepower Rating				
				Three Phase				
				200V	208V	240V	480V	600V
CFD60J3	3	60	J	15	15	15	30	50
CFD100J3	3	100	J	25	25	30	60	75
CFD60J4	4	60	J	15	15	15	30	50
CFD100J4	4	100	J	25	25	30	60	75



CFD60J

Shafts — □ 0.24 x 0.24" (□ 6 x 6 mm)

Catalog Numbers	Shaft Length in (mm)	Mounting Depth (1) in inches
BDS150	5.9 (150)	5.5-8.5
BDS210	8.3 (210)	8.0-11.0
BDS290	11.4 (290)	11.0-14.0
BDS360	14.2 (360)	13.8-16.8
BDS430	16.9 (430)	16.5-19.7




(1) Mounting depth is the distance from the outside of the door to the disconnect switch mounting plate. Shaft can be cut to desired length.

Shafts - Twisted Rotates handle 45° □ 0.24 x 0.24" (□ 6 x 6 mm)

Catalog Numbers	Shaft Length in (mm)	Mounting Depth (1) in inches
BDST4	5.1 (130)	4.8-7.8
BDST25	8.3 (210)	8.0-11.0
BDST29	11.4 (290)	11.0-14.0
BDST30	14.2 (360)	13.8-16.8



(1) Mounting depth is the distance from the outside of the door to the disconnect switch mounting plate. Shaft can be cut to desired length.



BDS__

Handles - Pistol — □ 0.24 x 0.24" (□ 6 x 6 mm)

Catalog Numbers	NEMA Type	IEC Type	Color	Length in (mm)	Marking	Defeatable	Padlockable
BDH58	1,3R,12	IP65	Black	2.6 (65)	O/I & Off/On	Yes	Yes
BDH59	1,3R,12	IP65	Red/Yel	2.6 (65)	O/I & Off/On	Yes	Yes
BDH60	1,3R,12	IP65	Black	3.1 (80)	O/I & Off/On	Yes	Yes
BDH61	1,3R,12	IP65	Red/Yel	3.1 (80)	O/I & Off/On	Yes	Yes
CDHXB86	1,3R,4,4X,12	IP65	Black	3.1 (80)	O/I & Off/On	Yes	Yes
CDHXY86	1,3R,4,4X,12	IP65	Red/Yel	3.1 (80)	O/I & Off/On	Yes	Yes

Direct Mount Handle Mounts directly to switch, no shaft necessary

Catalog Number	NEMA Type	Color	Marking	Length (mm)	Padlockable
CDH4	1	Black	O/I/Test	50	Yes



BDH59, 61

Disconnects

Accessories for 60-100A compact series fusible disconnect switches

Terminal Lug Kit

Catalog Numbers	For Use On:	Wire Size	Wire Type	Terminal Lugs Per Kit
Integral	CFD60J	#14-4	CU	—
BDTL24	CFD100J	#14-2/0	CU/AL	6



BDTL24

Auxiliary Contacts

Catalog Numbers	Description	For Use On:	AC Thermal Amp Rating	AC Rated Voltage
CDAUX10	1 NO		10	600
CDAUX01K	1 NC	CFD60 – CFD100	10	600



CDAUX10 CDAUX01K

Replacement Fuse Clip

Catalog Number	Description	For Use On:
CFC60J	Removable fuse carrier	CFD60



CFC60J

Replacement Fuse Covers

Catalog Number	Description	For Use On:
CFCVR100	Transparent fuse cover	CFD100



CFCVR100

Terminal Shroud

Catalog Number	Description	For Use On:
CFTS100	Includes one terminal shroud for line or load side	CFD100, 1-Pole



CFTS100

Terminal Poles

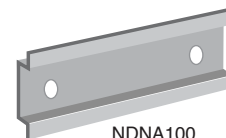
Catalog Numbers	Description	For Use On:	AC Thermal Amp Rating	AC Rated Voltage
CFZ1	Detachable neutral	CFD60	63	600
CFZ2	mounts on side of switch or DIN rail	CFD100	125	



CFZ1

DIN Rail

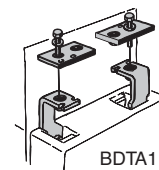
Catalog Numbers	Description	For Use On:	Length in(cm)
NDNA100	35mm Aluminum DIN Rail	CFD60	39.4 (100)



NDNA100

“T” Type Fuse Adapter Kit

Catalog Number	Description	For Use On:
BDTA1	100A, 600V	CFD100



BDTA1

Disconnects

200-800A Base & DIN rail mount compact series fusible disconnect switches

Handle - Pistol 200-800A UL fuse Class J, T, L

For a complete assembly, please select one of each:

- 1 switch
- 1 shaft
- 1 handle
- 1 terminal lug kit



FD600J3
FD800L3

Switches 200—800A, 600V

Catalog Number	Poles	UL General Purpose Amp Rating	UL Fuse Type 600V	Maximum Horsepower Rating				
				Three Phase				
				200V	208V	240V	480V	600V
FD200J2	2	200	J(1)	—	—	—	—	—
FD400J2	2	400	J(1)	—	—	—	—	—
FD600J2	2	600	J(1)	—	—	—	—	—
FD800L2	2	800	L	—	—	—	—	—
FD200J3	3	200	J(1)	50	50	60	125	150
FD400J3	3	400	J(1)	100	125	125	250	350
FD600J3	3	600	J(1)	150	150	200	400	500
FD800L3	3	800	L	200	200	250	500	600
FD200J4	4	200	J(1)	50	50	60	125	150
FD400J4	4	400	J(1)	100	125	125	250	350
FD600J4	4	600	J(1)	150	150	200	400	500
FD800L4	4	800	L	200	200	250	500	600

(1) J type fuse clips are standard. If 600V Type "T" clips are desired, please order a "T" type fuse adapter kit.

Shafts — □ 0.47 x 0.47" (□ 12 x 12 mm)

Catalog Number	Shaft Length in (mm)	Mounting Depth(1) in inches
----------------	----------------------	-----------------------------

For use on FD200J – FD400J

BDS220	8.7 (220)	7.9-12.2
BDS250	9.8 (250)	9.1-13.4
BDS280	11.0 (280)	10.2-14.5
BDS325	12.8 (325)	12.0-16.3
BDS395	15.6 (395)	14.8-19.1
BDS465	18.3 (465)	17.5-21.9
BDS535	21.1 (535)	20.3-24.6



For use on FD600J – FD800J

BDS250	9.8 (250)	10.0-12.8
BDS280	11.0 (280)	11.2-14.0
BDS325	12.8 (325)	13.0-15.8
BDS395	15.6 (395)	15.8-18.6
BDS465	18.3 (465)	18.5-21.3
BDS535	21.1 (535)	21.1-24.1



(1) Mounting depth is the distance from the outside of the door to the disconnect switch mounting plate. Shaft can be cut to desired length.

Shafts - Twisted

Rotates handle 45° □ 0.47 x 0.47" (□ 12 x 12 mm)

Catalog Number	Shaft Length in (mm)	Mounting Depth (1) in inches
----------------	----------------------	------------------------------

For use on FD200J – FD400J

BDS28045	11.0 (280)	10.2-14.5
BDS32545	12.8 (325)	12.0-16.3
BDS46545	18.3 (465)	17.5-21.9




For use on FD600J – FD800J

BDS28045	11.0 (280)	11.2-14.0
BDS32545	12.8 (325)	13.0-15.8
BDS46545	18.3 (465)	18.5-21.3



(1) Mounting depth is the distance from the outside of the door to the disconnect switch mounting plate. Shaft can be cut to desired length.



BDS_



BDH114



BDTL25

Disconnects

200-800A Base & DIN rail mount compact series fusible disconnect switches

Handles - Pistol — □ 0.47 x 0.47" (□ 12 x 12 mm)


Catalog Numbers	NEMA Type	IEC Type	Color	Length in (mm)	Marking	Defeatable	Padlockable
BDH112	1,3R,12	IP65	Black	4.9 (125)	O/I & Off/On	Yes	Yes
BDH113	1,3R,12	IP65	Red/Yellow	4.9 (125)	O/I & Off/On	Yes	Yes
BDH114	1,3R,12	IP65	Black	5.7 (145)	O/I & Off/On	Yes	Yes
BDH115	1,3R,12	IP65	Red/Yellow	5.7 (145)	O/I & Off/On	Yes	Yes
BDH116	1,3R,12	IP65	Black	6.9 (175)	O/I & Off/On	Yes	Yes
BDH117	1,3R,12	IP65	Red/Yellow	6.9 (175)	O/I & Off/On	Yes	Yes
CDHXB12	1,3R,4,4X,12	IP65	Black	5.7 (145)	O/I & Off/On	Yes	Yes
CDHXY12	1,3R,4,4X,12	IP65	Red/Yellow	5.7 (145)	O/I & Off/On	Yes	Yes
CDHXB22	1,3R,4,4X,12	IP65	Black	6.9 (175)	O/I & Off/On	Yes	Yes
CDHXY22	1,3R,4,4X,12	IP65	Red/Yellow	6.9 (175)	O/I & Off/On	Yes	Yes
BDH8	1,3R,4,4X,12	IP65	Metal	8.7 (220)	Off/On	—	Yes



BDH112

Terminal Lug Kit

Catalog Numbers	For Use On:	Wire Size	Wire Type	Terminal Lugs Per Kit
BDSL25	FD200J_	#6 – 300 kcmil	CU/AL	6
BDSL175	FD200J	(6) #14 – 6 kcmil	CU/AL	3
BDSL26	FD400J	#2 – 600 kcmil	CU/AL	6
BDSL175/400	FD600J – FD800L	(12) #14 – 16–600 kcmil	CU/AL	3
BDSL27	FD600J_ & FD800L_	(2) #2 – 600 kcmil	CU/AL	6



BDSL175/400

"T" Type Fuse Adapter Kit

Catalog Number	Poles	For Use On:	AC Thermal Amp Rating	AC Rated Voltage
BDTA2	3	FD200J_	200	600
BDTA4	3	FD400J_	400	600
BDTA6	3	FD600J_	600	600
BDTA8	3	FD800J_	800	600



BDTA

Did You Know?

Protect the Promise of Customer Satisfaction

Our customer satisfaction team answers your calls 8:00 a.m. – 4:30 p.m. for all US time zones, receiving and responding to an average of 1600 calls and 700 emails every day.

We also offer emergency after-hours service.

Phone: 636-527-3877
email: busscustsat@cooperbussmann.com
Toll-free fax: 800-544-2570
Emergency after-hour phone: 314-995-1342

Disconnects

30–800A, 600V 3-Pole enclosed compact series fusible disconnect switches

Handle - Pistol NEMA 1, 3R, 4 and 4X,
UL fuse Class J, CC



EFJ30X-3PB6



Catalog Numbers

UL General Purpose Amp Rating	Fuse Class/ Type	Catalog Numbers (1) NEMA/UL Enclosure Type			
		1	3R	4	4X Stainless
30	J	EFJ301-3PB6	EFJ303-3PB6	EFJ304-3PB6	EFJ30X-3PB6
30	CC	EFC301-3PB6	EFC303-3PB6	EFC304-3PB6	EFC30X-3PB6
60	J(2)	EFJ601-3PB6	EFJ603-3PB6	EFJ604-3PB8	EFJ60X-3PB8
100	J(2)	EFJ1001-3PB8	EFJ1003-3PB8	EFJ1004-3PB8	EFJ100X-3PB8
200	J(2)	EFJ2001-3PB4	EFJ2003-3PB4	EFJ2004-3PB4	EFJ200X-3PB4
400	J(2)	EFJ4001-3PB4	EFJ4003-3PB4	EFJ4004-3PB4	EFJ400X-3PB4
600	J(2)	EFJ6001-3PB4	EFJ6003-3PB4	EFJ6004-3PB4	EFJ600X-3PB4
800	J(2)	EFL8001-3PB4	EFL8003-3PB4	EFL8004-3PB4	EFL800X-3PB4

(1) Fusible switches are UL listed to the UL98 standard.

(2) 600V T type fuse clips may be substituted at no charge. Please change the second character of the catalog number from "J" to "T."

NEMA 4X, 12 and 7&9, UL fuse Class J, CC

Catalog Numbers

UL General Purpose Amp Rating	Fuse Class/ Type	Catalog Numbers (1) NEMA/UL Enclosure Type		
		4X Plastic	12	7 & 9
30	J	EFJ30P-3PB6	EFJ302-3PB6	EFJ307-3PB
30	CC	EFC30P-3PB6	EFC302-3PB6	EFC307-3PB
60	J(2)	EFJ60P-3PB8	EFJ602-3PB6	EFJ607-3PB
100	J(2)	EFJ100P-3PB8	EFJ1002-3PB8	EFJ1007-3PB
200	J(2)	EFJ200P-3PB4	EFJ2002-3PB4	EFJ2007-3PB
400	J(2)	EFJ400P-3PB4	EFJ4002-3PB4	EFJ4007-3PB
600	J(2)	EFJ600P-3PB4	EFJ6002-3PB4	EFJ6007-3PB
800	J(2)	EFL800P-3PB4	EFL8002-3PB4	EFL8007-3PB

(1) Fusible switches are UL listed to the UL98 standard.

(2) 600V T type fuse clips may be substituted at no charge. Please change the second character of the catalog number from "J" to "T."



CFD30J3

Disconnects

30–800A, 600V 3-Pole enclosed compact series fusible disconnect switches

Switch Ratings

UL General Purpose Amp Rating	Maximum Horsepower Rating								Wire Size For Terminal Lugs	For Wire Type	Approval(1)
	Single Phase			Three Phase							
	120V	200V	240V	200V	208V	240V	480V	600V			
30	2	3	5	5	7.5	7.5	15	20	#18 – 8	CU	CSA, UL
60	3	7.5	10	15	15	15	30	50	#14 – 4	CU	CSA, UL
100	5	10	15	25	25	30	60	75	#14 – 2/0	CU/AL	CSA, UL
200	—	—	—	50	50	60	125	150	#6 – 300 kcmil	CU/AL	CSA, UL
400	—	—	—	100	125	125	250	350	#2 – 600 kcmil	CU/AL	CSA, UL
600	—	—	—	150	150	200	400	500	(2) #2 – 600 kcmil	CU/AL	CSA, UL
800	—	—	—	200	200	250	500	600	(2) #2 – 600 kcmil	CU/AL	CSA, UL

(1) Fusible switches are UL listed to the UL98 standard.

Handle Ratings

Catalog Numbers	Catalog No. Suffix	Amp Range	Handle Type	NEMA Rating	Color	Marking	Defeatable	Padlockable
CDH5S	BJ	30	Selector	1,3R,12	Black	0/I & Off/On	Yes	Yes
CDH6S	YJ	30	Selector	1,3R,12	Red/Yel	0/I & Off/On	Yes	Yes
BDH106	B6	30	Pistol	1,3R,12	Black	0/I & Off/On	Yes	Yes
BDH107	Y6	30	Pistol	1,3R,12	Red/Yel	0/I & Off/On	Yes	Yes
CDHXB65	B6	30	Pistol	1,3R,4,4X,12	Black	0/I & Off/On	Yes	Yes
CDHXY65	Y6	30	Pistol	1,3R,4,4X,12	Red/Yel	0/I & Off/On	Yes	Yes
BDH58	B6	60-100	Pistol	1,3R,12	Black	0/I & Off/On	Yes	Yes
BDH59	Y6	60-100	Pistol	1,3R,12	Red/Yel	0/I & Off/On	Yes	Yes
BDH60	B8	60-100	Pistol	1,3R,12	Black	0/I & Off/On	Yes	Yes
BDH61	Y8	60-100	Pistol	1,3R,12	Red/Yel	0/I & Off/On	Yes	Yes
CDHXB86	B8	60-100	Pistol	1,3R,4,4X,12	Black	0/I & Off/On	Yes	Yes
CDHXY86	Y8	60-100	Pistol	1,3R,4,4X,12	Red/Yel	0/I & Off/On	Yes	Yes
BDH114	B4	200-800	Pistol	1,3R,12	Black	0/I & Off/On	Yes	Yes
BDH115	Y4	200-800	Pistol	1,3R,12	Red/Yel	0/I & Off/On	Yes	Yes
BDH116	B7	200-800	Pistol	1,3R,12	Black	0/I & Off/On	Yes	Yes
BDH117	Y7	200-800	Pistol	1,3R,12	Red/Yel	0/I & Off/On	Yes	Yes
CDHXB12	B4	200-800	Pistol	1,3R,4,4X,12	Black	0/I & Off/On	Yes	Yes
CDHXY12	Y4	200-800	Pistol	1,3R,4,4X,12	Red/Yel	0/I & Off/On	Yes	Yes
CDHXB22	B7	200-800	Pistol	1,3R,4,4X,12	Black	0/I & Off/On	Yes	Yes
CDHXY22	Y7	200-800	Pistol	1,3R,4,4X,12	Red/Yel	0/I & Off/On	Yes	Yes
BDH8	8	200-800	Pistol	1,3R,4,4X,12	Metal	0/I & Off/On	No	Yes



Did You Know?

Easy Internet Access to Product and Technical Information

All of the following functions are available on-line at www.cooperbussmann.com:

- Product cross-reference
- Product catalogs
- Technical specification sheets
- Current events/news releases
- Training seminar schedule
- Training modules
- Technical software solutions

Disconnects

30–800A 2-, 4- and 6-Pole enclosed compact series fusible disconnect switches

NEMA 1, 3R and 4X for Transfer, Bypass and Mechanical Interlock Applications

Catalog Numbers

UL General Purpose Amp Rating	Switch Type	Catalog Numbers			
		NEMA Enclosure Type			
		1	3R	4	4X Stainless
30 (Class J fuses)	4-Pole(1)	EFJ301-4PB6	EFJ303-4PB6	EFJ304-4PB6	EFJ30X-4PB6
	6-Pole	EFJ301-6PB6	EFJ303-6PB6	EFJ304-6PB6	EFJ30X-6PB6
	Transfer	EFJ301-3TB8	EFJ303-3TB8	EFJ304-3TB8	EFJ30X-3TB8
	Bypass	EFJ301-3BB6	EFJ303-3BB6	EFJ304-3BB6	EFJ30X-3BB6
	Mech. interlock	EFJ301-3MB6	EFJ303-3MB6	EFJ304-3MB6	EFJ30X-3MB6
30 (Class CC fuses)	4-Pole(1)	EFC301-4PB6	EFC303-4PB6	EFC304-4PB6	EFC30X-4PB6
	6-Pole	EFC301-6PB6	EFC303-6PB6	EFC304-6PB6	EFC30X-6PB6
	Transfer	EFC301-3TB8	EFC303-3TB8	EFC304-3TB8	EFC30X-3TB8
	Bypass	EFC301-3BB6	EFC303-3BB6	EFC304-3BB6	EFC30X-3BB6
	Mech. interlock	EFC301-3MB6	EFC303-3MB6	EFC304-3MB6	EFC30X-3MB6
60	4-Pole(1)	EFJ601-4PB6	EFJ603-4PB6	EFJ604-4PB6	EFJ60X-4PB6
	6-Pole	EFJ601-6PB4	EFJ603-6PB4	EFJ604-6PB4	EFJ60X-6PB4
	Transfer	EFJ601-3TB8	EFJ603-3TB8	EFJ604-3TB8	EFJ60X-3TB8
	Mech. interlock	EFJ601-3MB6	EFJ603-3MB6	EFJ604-3MB6	EFJ60X-3MB6
100	2-Pole(1)	EFJ1001-2PB8	EFJ1003-2PB8	EFJ1004-2PB8	EFJ100X-2PB8
	4-Pole(1)	EFJ1001-4PB8	EFJ1003-4PB8	EFJ1004-4PB8	EFJ100X-4PB8
	6-Pole	EFJ1001-6PB4	EFJ1003-6PB4	EFJ1004-6PB4	EFJ100X-6PB4
	Transfer	EFJ1001-3TB8	EFJ1003-3TB8	EFJ1004-3TB8	EFJ100X-3TB8
	Mech. interlock	EFJ1001-3MB8	EFJ1003-3MB8	EFJ1004-3MB8	EFJ100X-3MB8
200	2-Pole(1)	EFJ2001-2PB8	EFJ2003-2PB8	EFJ2004-2PB8	EFJ200X-2PB8
	4-Pole(1)	EFJ2001-4PB4	EFJ2003-4PB4	EFJ2004-4PB4	EFJ200X-4PB4
	6-Pole	EFJ2001-6P8	EFJ2003-6P8	EFJ2004-6P8	EFJ200X-6P8
	Transfer	EFJ2001-3TB4	EFJ2003-3TB4	EFJ2004-3TB4	EFJ200X-3TB4
	Bypass	EFJ2001-3B6	EFJ2003-3B6	EFJ2004-3B6	EFJ200X-3B6
	Mech. interlock	EFJ2001-3MB4	EFJ2003-3MB4	EFJ2004-3MB4	EFJ200X-3MB4
400	2-Pole(1)	EFJ4001-2PB4	EFJ4003-2PB4	EFJ4004-2PB4	EFJ400X-2PB4
	4-Pole(1)	EFJ4001-4PB4	EFJ4003-4PB4	EFJ4004-4PB4	EFJ400X-4PB4
	6-Pole	EFJ4001-6P8	EFJ4003-6P8	EFJ4004-6P8	EFJ400X-6P8
	Transfer	EFJ4001-3TB4	EFJ4003-3TB4	EFJ4004-3TB4	EFJ400X-3TB4
	Bypass	EFJ4001-3B6	EFJ4003-3B6	EFJ4004-3B6	EFJ400X-3B6
	Mech. interlock	EFJ4001-3MB4	EFJ4003-3MB4	EFJ4004-3MB4	EFJ400X-3MB4
600	2-Pole(1)	EFJ6001-2PB4	EFJ6003-2PB4	EFJ6004-2PB4	EFJ600X-2PB4
	4-Pole(1)	EFJ6001-4PB4	EFJ6003-4PB4	EFJ6004-4PB4	EFJ600X-4PB4
	6-Pole	EFJ6001-6P8	EFJ6003-6P8	EFJ6004-6P8	EFJ600X-6P8
	Transfer	EFJ6001-3TB4	EFJ6003-3TB4	EFJ6004-3TB4	EFJ600X-3TB4
	Bypass	EFJ6001-3B6	EFJ6003-3B6	EFJ6004-3B6	EFJ600X-3B6
	Mech. interlock	EFJ6001-3MB4	EFJ6003-3MB4	EFJ6004-3MB4	EFJ600X-3MB4
800	2-Pole(1)	EFL8001-2PB4	EFL8003-2PB4	EFL8004-2PB4	EFL800X-2PB4
	4-Pole(1)	EFL8001-4PB4	EFL8003-4PB4	EFL8004-4PB4	EFL800X-4PB4
	6-Pole	EFL8001-6P8	EFL8003-6P8	EFL8004-6P8	EFL800X-6P8
	Transfer	EFL8001-3TB4	EFL8003-3TB4	EFL8004-3TB4	EFL800X-3TB4
	Bypass	EFL8001-3B6	EFL8003-3B6	EFL8004-3B6	EFL800X-3B6
	Mech. interlock	EFL8001-3MB4	EFL8003-3MB4	EFL8004-3MB4	EFL800X-3MB4

2-Pole



4-Pole



6-Pole



(1) IEC rated only.
(2) ≡ Three-poles

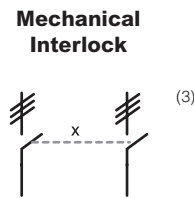
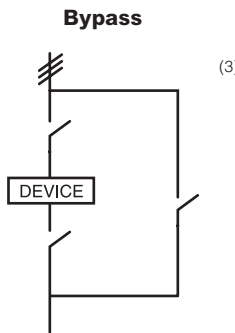
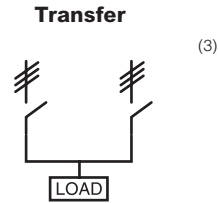
Disconnects

30–800A 2-, 4- and 6-Pole enclosed compact series fusible disconnect switches

NEMA 4X, 12 and 7&9 for Transfer, Bypass and Mechanical Interlock Applications

UL General Purpose Amp Rating	Switch Type	Catalog Numbers		
		NEMA Enclosure Type		
		4X Plastic	12	7 & 9
30 (Class J fuses)	4-Pole(1)	EFJ30P-4PB6	EFJ302-4PB6	(2)
	6-Pole	EFJ30P-6PB6	EFJ302-6PB6	
	Transfer	EFJ30P-3TB8	EFJ302-3TB8	
	Bypass	EFJ30P-3BB6	EFJ302-3BB6	
30 (Class CC fuses)	Mech. interlock	EFJ30P-3MB6	EFJ302-3MB6	
	4-Pole(1)	EFC30P-4PB6	EFC302-4PB6	(2)
	6-Pole	EFC30P-6PB6	EFC302-6PB6	
	Transfer	EFC30P-3TB8	EFC302-3TB8	
60	Bypass	EFC30P-3BB6	EFC302-3BB6	
	Mech. interlock	EFC30P-3MB6	EFC302-3MB6	
	4-Pole(1)	EFJ60P-4PB6	EFJ602-4PB6	(2)
	6-Pole	EFJ60P-6PB4	EFJ602-6PB4	
100	Transfer	EFJ60P-3TB8	EFJ602-3TB8	
	Mech. interlock	EFJ60P-3MB6	EFJ602-3MB6	
	2-Pole(1)	EFJ100P-2PB8	EFJ1002-2PB8	(2)
	4-Pole(1)	EFJ100P-4PB8	EFJ1002-4PB8	
200	6-Pole	EFJ100P-6PB4	EFJ1002-6PB4	
	Transfer	EFJ100P-3TB8	EFJ1002-3TB8	
	Mech. interlock	EFJ100P-3MB8	EFJ1002-3MB8	
	2-Pole(1)	EFJ200P-2PB8	EFJ2002-2PB8	(2)
400	4-Pole(1)	EFJ200P-4PB4	EFJ2002-4PB4	
	6-Pole	EFJ200P-6P8	EFJ2002-6P8	
	Transfer	EFJ200P-3TB4	EFJ2002-3TB4	
	Bypass	EFJ200P-3B6	EFJ2002-3B6	
600	Mech. interlock	EFJ200P-3MB4	EFJ2002-3MB4	
	2-Pole(1)	EFJ400P-2PB4	EFJ4002-2PB4	(2)
	4-Pole(1)	EFJ400P-4PB4	EFJ4002-4PB4	
	6-Pole	EFJ400P-6P8	EFJ4002-6P8	
800	Transfer	EFJ400P-3TB4	EFJ4002-3TB4	
	Bypass	EFJ400P-3B6	EFJ4002-3B6	
	Mech. interlock	EFJ400P-3MB4	EFJ4002-3MB4	
	2-Pole(1)	EFL800P-2PB4	EFL8002-2PB4	(2)
	4-Pole(1)	EFL800P-4PB4	EFL8002-4PB4	
	6-Pole	EFL800P-6P8	EFL8002-6P8	
	Transfer	EFL800P-3TB4	EFL8002-3TB4	
	Bypass	EFL800P-3B6	EFL8002-3B6	
	Mech. interlock	EFL800P-3MB4	EFL8002-3MB4	

(1) IEC rated only.
 (2) Consult factory for pricing and availability.
 (3) ≡ = Three-poles



Disconnects

Overview for compact series non-fusible disconnect switches

CDNF16 to CDFN160



CDNF16



CDNF30



CDNF160

Agency Information: UL listed, CSA certified, IEC rated, CE marked

Catalog Number

	3-pole	CDNF16	CDNF25	CDNF32	CDNF45	CDNF63	CDNF30	CDNF60	CDNF100	CDNF160
General Purpose Amp Rating	A	16	25	40	60	80	30	60	100	125
Approvals(1)	2-pole 3-pole 4-pole	N/A UL508 UL508	N/A UL508 UL508	N/A UL508 UL508	N/A UL508 UL508	N/A UL508 UL508	N/A UL98 UL98	N/A UL98 UL98	N/A UL98 UL98	UL98 UL98 UL98
Technical Ratings UL, CSA										
Max operating voltage	V	600	600	600	600	600	600	600	600	600
Max horsepower rating										
Three phase										
200 – 208V	hp	3	7.5	10	15	20	10	20	25	30
240V	hp	5	7.5	10	15	20	10	20	30	30
480V	hp	10	15	20	30	40	20	40	50	75
600V	hp	10	20	25	30	40	30	40	50	100
Single phase										
120V	hp	1/2	3/4	1	2	2	2	3	5	7.5
240V	hp	1.5	2	3	5	5	5	7.5	15	20
Short-circuit rating with fuse										
Fuse type CC	kA	10	10	10	10	100	50	50	50	100
Fuse type J	kA	10	10	10	10	100	50	50	50	100
Fuse type T	kA	10	10	10	10	100	50	50	50	100
Fuse type RK1	kA	10	10	10	10	100	50	50	50	100
Fuse type RK5	kA	5	5	5	5	5	5	5	5	5
Fuse type L	kA	—	—	—	—	—	—	—	—	—
Fuse type H	kA	—	—	—	—	5	5	5	5	5
Fuse size	A	30	60	30	60	100	150	100	150	200
Technical Ratings IEC										
Rated insulation and operational voltage ac20 and dc20	V	750	750	750	750	750	750	750	750	750
Rated thermal current, I _{th}										
ac 20/dc 20 open	A	25	32	40	63	80	40	63	115	200
ac 20/dc 20 enclosed	A	25	32	40	63	80	40	63	115	160
ac 21A 500V	A	16	25	32	63	80	40	63	100	160
690V	A	16	25	32	63	80	40	63	100	160
Rated operational power ac23										
400/415V kW		7.5	9	11	22	37	15	18.5	37	75
690V kW		7.5	9	11	15	18.5	15	15	37	75
Physical Characteristics										
Weight 3-pole	lb	0.24	0.24	0.24	0.59	0.59	0.79	0.79	0.79	2.42
Dimension 3-pole										
H in		2.68	2.68	2.68	3.60	3.60	3.94	3.94	3.94	5.00
W in		1.38	1.38	1.38	2.07	2.07	2.76	2.76	2.76	4.96
D in		2.20	2.20	2.20	2.85	2.85	2.95	2.95	2.95	2.93

Disconnects

(1) UL listed switches are also CSA certified.

Disconnects

Overview for compact series non-fusible disconnect switches

BDNF175A to BDNF3150



BDNF175A



BDNF400A



BDNF800A



BDNF1600

Agency Information: UL listed, CSA certified, IEC rated, CE marked

Catalog Number

Catalog Number	3-pole	BDNF175A	BDNF200A	BDNF400	BDNF600A	BDNF800A	BDNF1200	BDNF1600	BDNF2000	BDNF3150
General Purpose Amp Rating	A	175	200	400	600	800	1200	1600	2000	3150
Approvals(1)	2-pole 3-pole 4-pole	UL508 & IEC UL508 & IEC IEC	UL98 & IEC UL98 & IEC IEC	UL98 & IEC UL98 & IEC UL98 & IEC	UL98 & IEC UL98 & IEC UL98 & IEC	UL98 & IEC UL98 & IEC IEC	UL98 & IEC UL98 & IEC IEC	UL98 & IEC UL98 & IEC IEC	UL98 & IEC UL98 & IEC IEC	IEC IEC IEC
Technical Ratings UL, CSA										
Max operating voltage	V	600	600	600	600	600	600	600	600	600
Max horsepower rating										
Three phase										
200 – 208V	hp	30	60	100	150	200	—	—	—	—
240V	hp	40	75	125	200	250	—	—	—	—
480V	hp	75	150	250	400	500	—	—	—	—
600V	hp	100	200	350	500	600	—	—	—	—
Single phase										
120V	hp	—	—	—	—	—	—	—	—	—
240V	hp	—	—	—	—	—	—	—	—	—
Short-circuit rating with fuse										
Fuse type CC	kA	—	—	—	—	—	—	—	—	—
Fuse type J	kA	100	—	—	—	—	—	—	—	—
Fuse type T	kA	—	—	—	—	—	—	—	—	—
Fuse type RK1	kA	—	—	—	—	—	—	—	—	—
Fuse type RK5	kA	100	100	100	100	—	—	—	—	—
Fuse type L	kA	—	—	—	—	—	100	100	100	—
Fuse type H	kA	—	—	—	—	—	—	—	—	—
Fuse size	A	200	200	600	600	1200	1200	2000	2000	—
Technical Ratings IEC										
Rated insulation and operational voltage.										
ac20 and dc20 V		1000	1000	1000	1000	1000	1000	1000	1000	1000
Rated thermal current, I _{th}										
ac 20/dc 20open	A	200	315	630	800	1250	1600	2500	2500	3150
ac 20/dc 20 enclosed	A	200	270	630	720	1250	1600	2300	2300	2600
ac 21A 500V	A	200	250	630	800	1250	1600	2500	2500	3150
690V	A	200	250	630	800	1250	1600	2500	2500	3150
Rated operational power ac23										
400/415V	kW	90	132	315	355	400	400	400	400	400
690V	kW	170	200	355	355	—	—	—	—	—
Physical Characteristics										
Weight 3-pole	lb	6.61	6.61	13.66	13.66	35.9	38.55	127.7	127.7	127.7
Dimension 3-pole	H in	8.35	8.35	11.81	11.77	19.09	19.09	25.04	25.04	25.04
	W in	7.83	8.62	10.24	11.93	14.29	14.29	18.43	18.43	18.43
	D in	4.55	4.55	5.12	5.12	4.92	4.92	10.67	10.67	10.67

(1) UL listed switches are also CSA certified.

Disconnects

16-100A Base & DIN rail mount compact series non-fusible disconnect switches

Handle - Selector 16-100A 3-Pole

For a complete assembly, please select one of each:

- 1 switch
- 1 shaft
- 1 handle

16—100A/600V 3 Pole(1) Switches

Catalog Numbers	UL General Purpose Amp Rating	IEC AC21 Amp Rating	Maximum Horsepower Rating					Terminal Lugs Wire Size/Type
			Single Phase		Three Phase			
			120V	240V	240V	480V	600V	
CDNF16	16	16	1/2	1.5	5	10	10	#18-8/CU
CDNF25	25	25	3/4	2	7.5	15	20	#18-8/CU
CDNF32	40	40	1	3	10	20	25	#18-8/CU
CDNF45	60	63	2	5	15	30	30	#14-4/CU
CDNF63	80	80	2	5	20	40	40	#14-4/CU
CDNF30	30	40	2	5	10	20	30	#14-4/CU
CDNF60	60	63	3	7.5	20	40	40	#14-4/CU
CDNF100	100	115	5	15	30	50	50	#8-1/0/CU

(1) A snap-on fourth pole may be added.




CDNF16
CDNF25
CDNF32

Shafts — For use with CDH selector handles □ 0.20 x 0.20" (□ 5 x 5 mm)

Catalog Numbers	Shaft Length in (mm)	Mounting Depth(2) in inches					
		CDNF16 CDNF25 CDNF32	CDH3S CDH4S CDH5S CDH6S	CDNF45 CDNF63	CDH1S CDH2S CDH15S CDH16S	CDH3S CDH4S CDH5S CDH6S	CDNF30 CDNF60 CDNF100
		CDH1S CDH2S CDH15S CDH16S	CDH3S CDH4S CDH5S CDH6S	CDH1S CDH2S CDH15S CDH16S	CDH3S CDH4S CDH5S CDH6S	CDH3S CDH4S CDH5S CDH6S	
CDS85S	3.3 (85)	4.2-5.0	3.6-4.3	4.9-5.6	4.4-5.0	3.9-4.9	
CDS105S	4.1 (105)	5.0-5.8	4.4-5.1	5.7-6.4	5.1-5.8	4.7-5.7	
CDS120S	4.7 (120)	5.6-6.4	5.0-5.8	6.3-7.0	5.7-6.4	5.3-6.3	
CDS130S	5.1 (130)	6.0-6.7	5.4-6.1	6.7-7.4	6.1-6.8	5.6-6.7	
CDS180S	7.1 (180)	7.1-8.7	7.4-8.1	8.6-9.4	8.1-8.7	7.6-8.6	
CDS250S	9.8 (250)	10.7-11.5	10.1-10.8	11.4-12.1	10.9-11.5	10.4-11.4	
CDS330S	13 (330)	13.8-14.6	13.3-14.0	14.6-15.3	14.0-14.7	13.5-14.5	

(2) Mounting depth is the distance from the outside of door to the disconnect switch mounting plate. Shaft can be cut to desired length.



CDS_ S

Handle - Selector — For use with shafts □ 0.20 x 0.20" (□ 5 x 5 mm)

All marked both O/I & Off/On

Catalog Numbers	NEMA Type	IEC Type	Color	Defeatable	Padlockable
CDH1S(3)	1	IP54	Black	—	—
CDH2S(3)	1	IP54	Red/Yellow	—	—
CDH15S(3)	1	IP54	Black	—	Yes
CDH16S(3)	1	IP54	Red/Yellow	—	Yes
CDH3S	1,3R,12	IP65	Black	—	Yes
CDH4S	1,3R,12	IP65	Red/Yellow	—	Yes
CDH5S	1,3R,12	IP65	Black	Yes	Yes
CDH6S	1,3R,12	IP65	Red/Yellow	Yes	Yes

(3) Not suitable for use with CDF30, 60, 100.

Knob - Replacement

Mounts directly to switch; no shaft necessary

Catalog Numbers	NEMA Type	Color	For Use On:	Length (inches)	Padlockable
OPMRH	1	Red	CDNF16, 25, 32	1.0	—
CDBY68306(3)	1	Red	CDNF30, 45, 60, 63, 100	1.4	—
CDBY68419/1(3)	1	Red	CDNF30, 45, 60, 63, 100	1.6	Yes(5)
CDMC1	Metal collar	—	CDNF16 — CDF100	—	—
CDSWM5X8	Set screw	—	CDNF16, 25, 30, 32, 45, 60, 63, 100	—	—

(4) 0.1875" (3/16") diameter shackle required.

(5) Set screw CDSWM5X8 needed with replacement knobs CDBY__.



CDH15S

Disconnects

16-100A Base & DIN rail mount compact series non-fusible disconnect switches

Handle - Pistol 16-100A 3-Pole

For a complete assembly, please select one of each:

- 1 switch
- 1 shaft
- 1 handle



CDNF30
CDNF60
CDNF100

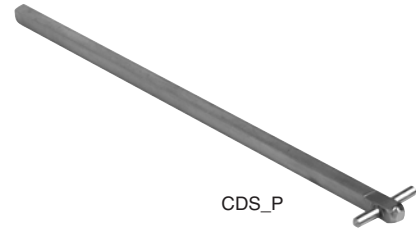
16—100A/600V 3-Pole(1) Switches

Catalog Numbers	UL General Purpose Amp Rating	IEC AC21 Amp Rating	Maximum Horsepower Rating					Terminal Lugs Wire Size/Type
			Single Phase		Three Phase			
			120V	240V	240V	480V	600V	
CDNF16	16	16	½	1.5	5	10	10	#18-8/CU
CDNF25	25	25	¾	2	7.5	15	20	#18-8/CU
CDNF32	40	40	1	3	10	20	25	#18-8/CU
CDNF45	60	63	2	5	15	30	30	#14-4/CU
CDNF63	80	80	2	5	20	40	40	#14-4/CU
CDNF30	30	40	2	5	10	20	30	#14-4/CU
CDNF60	60	63	3	7.5	20	40	40	#14-4/CU
CDNF100	100	115	5	15	30	50	50	#8-1/0/CU

(1) A snap-on fourth pole may be added.

Shafts — For use with pistol handles □ 0.20 x 0.20" (□ 5 x 5 mm)

Catalog Numbers	Shaft Length in (mm)	Mounting Depth(1) in inches		
		CDNF16 CDNF25 CDNF32	CDNF45 CDNF63	CDNF30 CDNF60 CDNF100
CDS48P	5.9 (150)	6.2-6.7	6.9-7.4	6.4-7.4
CDS67P	6.7 (170)	7.0-7.5	7.7-8.1	7.2-8.1
CDS49P	10.4 (265)	10.7-11.3	11.4-11.9	10.9-11.9
CDS50P	15.8 (400)	16.0-16.6	16.8-17.2	16.2-17.2
CDS99P	19.7 (500)	20.0-20.5	20.7-21.1	20.1-21.1



CDS_P

(1) Mounting depth is the distance from the outside of door to the disconnect switch mounting plate. Shaft can be cut to desired length.

Shafts - Twisted — Rotates handle 45° □ 0.20 x 0.20" (□ 5 x 5 mm)

Catalog Numbers	Shaft Length in (mm)	Mounting Depth(1) in inches		
		CDNF16 CDNF25 CDNF32	CDNF45 CDNF63	CDNF30 CDNF60 CDNF100
CDS48T	5.9 (150)	6.2-6.7	6.9-7.4	6.4-7.4
CDS67T	6.7 (170)	7.0-7.5	7.7-8.1	7.2-8.1
CDS49T	10.4 (265)	10.7-11.3	11.4-11.9	10.9-11.9
CDS50T	15.8 (400)	16.0-16.6	16.8-17.2	16.2-17.2



(1) Mounting depth is the distance from the outside of door to the disconnect switch mounting plate. Shaft can be cut to desired length.

Handle - Pistol — For use with shafts □ 0.20 x 0.20" (□ 5 x 5 mm)

Catalog Number	NEMA Type	IEC Type	Color	Marking	Length in (mm)	Defeatable	Padlockable
BDH104	1,3R,12	IP65	Black	O/I & Off/On	1.8 (45)	Yes	Yes
BDH105	1,3R,12	IP65	Red/Yel	O/I & Off/On	1.8 (45)	Yes	Yes
BDH106	1,3R,12	IP65	Black	O/I & Off/On	2.6 (65)	Yes	Yes
BDH107	1,3R,12	IP65	Red/Yel	O/I & Off/On	2.6 (65)	Yes	Yes
CDHXB65	1,3R,12,4,4X	IP66	Black	O/I & Off/On	2.6 (65)	Yes	Yes
CDHXY65	1,3R,12,4,4X	IP66	Red/Yel	O/I & Off/On	2.6 (65)	Yes	Yes



BDH107

Disconnects

16-100A door mounted compact series non-fusible disconnect switches

Handle - Selector 16-100A 3-Pole

For a complete assembly, please select one of each:

- 1 switch
- 1 handle

Note: Door mounted switches do not provide door interlock.

16—100A/600V 3 Pole⁽¹⁾⁽²⁾⁽³⁾ Switches

Catalog Number	UL General Purpose Amp Rating	IEC AC21 Amp Rating	Maximum Horsepower Rating					Terminal Lugs Wire Size/Type
			Single Phase		Three Phase			
			120V	240V	240V	480V	600V	
CDNF16D	16	16	½	1.5	5	10	10	#18-8/CU
CDNF25D	25	25	¾	2	7.5	15	20	#18-8/CU
CDNF32D	40	40	1	3	10	20	25	#18-8/CU
CDNF45D	60(4)	63	2	5	15	30	30	#14-4/CU
CDNF63D	80(4)	80	2	5	20	40	40	#14-4/CU
CDNF30D	30(4)	40	2	5	10	20	30	#14-4/CU
CDNF60D	60(4)	63	3	7.5	20	40	40	#14-4/CU
CDNF100D	100(4)	115	5	15	30	50	50	#8-1/0/CU

(1) A snap-on fourth pole may be added.

(2) Door mounted switches do not require shafts.

(3) CDNF16, 25, 32, 45 & 63 door mounted switches will not accept pistol handles.

(4) CDNF45 & 63 door mounted switches can only use screw mounted handles.



CDNF16D
CDNF25D
CDNF32D

Handles - Selector

All marked both O/I & Off/On

Catalog Numbers	NEMA Type	IEC Type	Color	Defeatable	Padlockable
Snap-on mounting — for use on CDNF16, 25, 32D					
CDH7S	1	IP54	Black	—	—
CDH8S	1	IP54	Red/Yellow	—	—
CDH19S	1	IP54	Black	—	Yes
CDH20S	1	IP54	Red/Yellow	—	Yes
CDH9S	1,3R,12	IP65	Black	—	Yes
CDH10S	1,3R,12	IP65	Red/Yellow	—	Yes

Screw mounting — for use on CDNF16, 32, 45 & 63D

CDH11S	1	IP54	Black	—	—
CDH12S	1	IP54	Red/Yellow	—	—
CDH17S	1	IP54	Black	—	Yes
CDH18S	1	IP54	Red/Yellow	—	Yes
CDH13S	1,3R,12	IP65	Black	—	Yes
CDH14S	1,3R,12	IP65	Red/Yellow	—	Yes



CDH9S
CDH13S

Handle Adapter - Pistol Grip

Catalog Number	Description	For Use On:
CDHZX6	Adapter piece for pistol grip handle	CDNF30D, CDNF60D, CDNF100D

NOTE:

The model pistol grip handles used on the non-door mounted switches shown on the bottom of page 321, are the available handles.


Disconnects

400-800A non-fusible compact series disconnect switches

Handle - Pistol 400-800A 2-, 3- and 4-Pole

For a complete assembly, please select one of each:

- 1 switch
- 1 handle
- 1 shaft
- 1 terminal lug kit



BDNF600A

Switches 400-800A/600V


Catalog Number	Poles	UL General Purpose	IEC AC21	Maximum Horsepower Rating				
		Amp Rating	Amp Rating	200V	208V	240V	480V	600V
BDNF4002	2	400	630	—	—	—	—	—
BDNF600A2	2	600	800	—	—	—	—	—
BDNF800A2	2	800	1250	—	—	—	—	—
BDNF400	3	400	630	100	100	125	250	350
BDNF600A	3	600	800	150	150	200	400	500
BDNF800A	3	800	1250	200	200	250	500	600
BDNF4004	4	400	630	100	100	125	250	350
BDNF600A4	4	600	800	150	150	200	400	500
BDNF800A4	4	—	1250	200	200	250	500	600

Shafts — for use with pistol handles □ 0.47 x 0.47" (□ 12 x 12 mm)

Catalog Numbers	Shaft Length in (mm)	Mounting Depth(1) in Inches
BDS280	11.0 (280)	10.2-14.5
BDS325	12.8 (325)	12.0-16.3
BDS395	15.6 (395)	14.8-19.1
BDS465	18.3 (465)	17.5-21.9
BDS535	21.1 (535)	20.3-24.6



(1) Mounting depth is the distance from the outside of the door to the disconnect switch mounting plate. Shaft can be cut to desired length.



BDS280

Shafts - Twisted — Rotates handle 45° □ 0.47 x 0.47" (□ 12 x 12 mm)

Catalog Numbers	Shaft Length in (mm)	Mounting Depth(1) in Inches
BDS28045	11.0 (280)	10.2-14.5
BDS32545	12.8 (325)	12.0-16.3
BDS46545	18.3 (465)	17.5-21.9



(1) Mounting depth is the distance from the outside of the door to the disconnect switch mounting plate. Shaft can be cut to desired length.

Handles - Pistol — for use with shafts □ 0.47 x 0.47" (□ 12 x 12 mm)

Catalog Number	NEMA type	IEC type	Color	Length in (mm)	Marking	Defeatable	Padlockable
BDH112	1,3R,12	IP65	Blk	4.9 (125)	O/I & Off/On	Yes	Yes
BDH113	1,3R,12	IP65	R/Y	4.9 (125)	O/I & Off/On	Yes	Yes
BDH114	1,3R,12	IP65	Blk	5.7 (145)	O/I & Off/On	Yes	Yes
BDH115	1,3R,12	IP65	R/Y	5.7 (145)	O/I & Off/On	Yes	Yes
BDH116	1,3R,12	IP65	Blk	6.9 (175)	O/I & Off/On	Yes	Yes
BDH117	1,3R,12	IP65	R/Y	6.9 (175)	O/I & Off/On	Yes	Yes
CDHXB12	1,3R,4,4X,12	IP66	Blk	5.7 (145)	O/I & Off/On	Yes	Yes
CDHXY12	1,3R,4,4X,12	IP66	R/Y	5.7 (145)	O/I & Off/On	Yes	Yes
CDHXB22	1,3R,4,4X,12	IP66	Blk	6.9 (175)	O/I & Off/On	Yes	Yes
BDH8	1,3R,4,4X,12	IP65	Metal	8.7 (220)	Off/On	—	Yes



Lug Kits - Terminal

Catalog Numbers	For Use On:	Wire Size/Type	Lugs Per Kit
BDSL26	BDNF400	#2-600 kcmil/CU/AL	6
BDSL262	BDNF400	(2) #2-500 kcmil/CU/AL	6
BDSL27	BDNF600A	(2) #2-600 kcmil/CU/AL	6
BDSL30	BDNF800A	(2) #2-600 kcmil/CU/AL	6
BDSL32	BDNF800A1	(8) 2/0 + (2)#2 600 kcmil/CU/AL	3
BDSL175/400	BDNF400-BDNF600A(1)	(12) #14-6/CU/AL	3

(1) A load side distribution lug eliminates the need to purchase, install and wire a separate distribution block.



BDSL175/400


Disconnects

Accessories for 400-800A compact series non-fusible disconnect switches

Auxiliary Contacts (2)

Catalog Numbers	Description	For Use On:	AC Thermal Amp Rating	AC Rated Voltage
BDAUX1	1 NO + 1 NC	BDNF400 –	10	600
BDAUX2	2 NO + 2 NC	BDNF800A	10	600
BDAUX3	4 NO + 4 NC	BDNF800A	10	600
BDAUX4	2 NO	BDNF800A	10	600
BDAUX5	4 NO	BDNF800A	10	600
BDAUX6	8 NO	BDNF800A	10	600

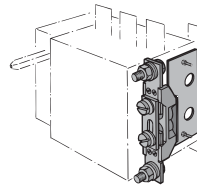
(2) UL File E57057



BDAUX1-6

Terminal Poles

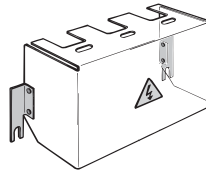
Catalog Number	Description	For Use On:	AC Thermal Amp Rating	AC Rated Voltage
BDZX85	Detachable neutral mounts on side of switch or DIN rail	BDNF400 – BDNF600A	400 400	600 600



BDZX85

Terminal Shrouds

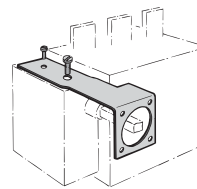
Catalog Numbers	Description	For Use On:
BDTS4	Includes one	BDNF400
BDTS6A	shroud for line or	BDNF600A
BDTS8A	load side	BDNF800A



BDTS

Handle Support Bracket

Catalog Numbers	Description	For Use On:
BDZX73	Allows handle to be directly mounted to switch	BDNF400 – BDNF600A
BDZX71	behind the door	BDNF800A



BDZX71

Disconnects

16–80A, 600V 3-Pole enclosed compact series non-fusible disconnect switches

Selector Handle NEMA 1, 3R, 4 & 4X

Catalog Numbers

UL General Purpose Amp Rating	Catalog Numbers			
	NEMA Enclosure Type (1)			
	1	3R	4	4X Stainless
16	ENF161-3PBJ	ENF163-3PBJ	ENF164-3PBJ	ENF16X-3PBJ
25	ENF251-3PBJ	ENF253-3PBJ	ENF254-3PBJ	ENF25X-3PBJ
40	ENF321-3PBJ	ENF323-3PBJ	ENF324-3PBJ	ENF32X-3PBJ
60	ENF451-3PBJ	ENF453-3PBJ	ENF454-3PBJ	ENF45X-3PBJ
80	ENF631-3PBJ	ENF633-3PBJ	ENF634-3PBJ	ENF63X-3PBJ

(1) Enclosures are rated as listed, selector handles are only NEMA rated 1, 3R, 12. The overall NEMA rating of an enclosed switch with a selector handle is 1, 3R, 12.



ENF321-3PBJ

Selector Handle NEMA 4X and 12, IEC IP65

Catalog Numbers

UL General Purpose Amp Rating	Catalog Numbers		
	NEMA Enclosure Type		IEC Enclosure Type
	4X Plastic(1)	12(1)	IP65 Plastic
16	ENF16P-3PBJ	ENF162-3PBJ	ENF16E-3PBJ
25	ENF25P-3PBJ	ENF252-3PBJ	ENF25E-3PBJ
40	ENF32P-3PBJ	ENF322-3PBJ	ENF32E-3PBJ
60	ENF45P-3PBJ	ENF452-3PBJ	ENF45E-3PBJ
80	ENF63P-3PBJ	ENF632-3PBJ	ENF63E-3PBJ

(1) Enclosures are rated as listed, selector handles are only NEMA rated 1, 3R, 12. The overall NEMA rating of an enclosed switch with a selector handle is 1, 3R, 12.



ENF252-3PYJ



ENF16E-3PBJ



ENF45E-3PBJ

Selector Handle Ratings, 600V

Amp Rating	NEMA Rating	Color	Marking	Detachable	Padlockable	Cat. No. Suffix	Catalog Number
16-100	1, 3R, 12	Black	O/I & OFF/ON	Yes	Yes	BJ	CDH5S
16-100	1, 3R, 12	Red/Yel	O/I & OFF/ON	Yes	Yes	YJ	CDH6S

NOTE: All enclosed switches come with a black handle. However, most handles can be substituted with a red/yellow handle. Please substitute the handle suffix code (1st and 2nd from last characters) with the red/yellow handle catalog number suffix listed in the table to the left. There is no additional cost for a red/yellow handle of equal rating and style.

EXAMPLE: A red/yellow selector handle for an ENF161-3PBJ can be substituted for the black selector handle by using the "YJ" suffix instead of the "BJ" suffix, new catalog #ENF161-3PYJ.

Disconnects

16A-3150A, 600V 3-Pole enclosed compact series non-fusible disconnect switches

Pistol Handle NEMA 1, 3R, 4 & 4X

Catalog Numbers

UL General Purpose Amp Rating	Agency Listing	Catalog Numbers			
		NEMA Enclosure Type			
		1	3R	4	4X Stainless
16	UL 508	ENF161-3PB6	ENF163-3PB6	ENF164-3PB6	ENF16X-3PB6
25	UL 508	ENF251-3PB6	ENF253-3PB6	ENF254-3PB6	ENF25X-3PB6
40	UL 508	ENF321-3PB6	ENF323-3PB6	ENF324-3PB6	ENF32X-3PB6
60	UL 508	ENF451-3PB6	ENF453-3PB6	ENF454-3PB6	ENF45X-3PB6
80	UL 508	ENF631-3PB6	ENF633-3PB6	ENF634-3PB6	ENF63X-3PB6
30	UL98	ENF301-3PB6	ENF303-3PB6	ENF304-3PB6	ENF30X-3PB6
60	UL98	ENF601-3PB6	ENF603-3PB6	ENF604-3PB6	ENF60X-3PB6
100	UL98	ENF1001-3PB6	ENF1003-3PB6	ENF1004-3PB6	ENF100X-3PB6
125	UL98	ENF1251-3PB6	ENF1253-3PB6	ENF1254-3PB6	ENF125X-3PB6
200	UL98	ENF2001-3PB8	ENF2003-3PB8	ENF2004-3PB8	ENF200X-3PB8
400	UL98	ENF4001-3PB4	ENF4003-3PB4	ENF4004-3PB4	ENF400X-3PB4
600	UL98	ENF6001-3PB4	ENF6003-3PB4	ENF6004-3PB4	ENF600X-3PB4
800	UL98	ENF8001-3PB4	ENF8003-3PB4	ENF8004-3PB4	ENF800X-3PB4
1200	UL98	ENF12001-3PB4	ENF12003-3PB4	ENF12004-3PB4	ENF1200X-3PB4
1600	UL98	ENF16001-3P8	ENF16003-3P8	ENF16004-3P8	ENF1600X-3P8
2000	UL98	ENF20001-3P8	ENF20003-3P8	ENF20004-3P8	ENF2000X-3P8
3150(2)	UL98	ENF31501-3P8	ENF31503-3P8	ENF31504-3P8	ENF3150X-3P8

(2) IEC rated only.



ENF63X-3PB6

Pistol Handle NEMA 4X, 12 and 7 & 9, IEC IP65

Catalog Numbers

UL General Purpose Amp Rating	Agency Listing	Catalog Numbers			
		NEMA Enclosure Type			IEC Enclosure Type IP65 Plastic
		4X Plastic	12	7 & 9	
16	UL 508	ENF16P-3PB6	ENF162-3PB6	ENF167-3P	ENF16E-3PB4
25	UL 508	ENF25P-3PB6	ENF252-3PB6	ENF257-3P	ENF25E-3PB4
40	UL 508	ENF32P-3PB6	ENF322-3PB6	ENF327-3P	ENF32E-3PB4
60	UL 508	ENF45P-3PB6	ENF452-3PB6	ENF457-3P	ENF45E-3PB4
80	UL 508	ENF63P-3PB6	ENF632-3PB6	ENF637-3P	ENF63E-3PB4
30	UL 98	ENF30P-3PB6	ENF302-3PB6	ENF307-3P	ENF30E-3PB6
60	UL 98	ENF60P-3PB6	ENF602-3PB6	ENF607-3P	ENF60E-3PB6
100	UL 98	ENF100P-3PB6	ENF1002-3PB6	ENF1007-3P	ENF100E-3PB6
125	UL 98	ENF125P-3PB6	ENF1252-3PB6	—	ENF125E-3PB6
200	UL 98	ENF200P-3PB8	ENF2002-3PB8	—	—
400	UL 98	ENF400P-3PB4	ENF4002-3PB4	—	—
600	UL 98	ENF600P-3PB4	ENF6002-3PB4	—	—
800	UL 98	ENF800P-3PB4	ENF8002-3PB4	—	—
1200	UL 98	ENF1200P-3PB4	ENF12002-3PB4	—	—
1600	UL 98	ENF1600P-3P8	ENF16002-3P8	—	—
2000	UL 98	ENF2000P-3P8	ENF20002-3P8	—	—
3150(2)	UL 98	ENF3150P-3P8	ENF31502-3P8	—	—

(2) IEC rated only.



ENF25P-3PY6

Pistol Handle Ratings: 16-3150A, 600V

Amp Rating	NEMA Rating	Color	Marking	Detachable	Padlockable	Cat. No. Suffix	Catalog Number
16-100	1, 3R, 12	Black	O/I & OFF/ON	Yes	Yes	B6	BDH106
	1, 3R, 12	Red/Yel	O/I & OFF/ON	Yes	Yes	Y6	BDH107
	1, 3R, 4, 4X, 12	Black	O/I & OFF/ON	Yes	Yes	B6	CDHXB65
	1, 3R, 4, 4X, 12	Red/Yel	O/I & OFF/ON	Yes	Yes	Y6	CDHXY65
125	1, 3R, 12	Black	O/I & OFF/ON	Yes	Yes	B6	BDH120
	1, 3R, 12	Red/Yel	O/I & OFF/ON	Yes	Yes	Y6	BDH121
	1, 3R, 4, 4X, 12	Black	O/I & OFF/ON	Yes	Yes	B8	CDHXB86
	1, 3R, 4, 4X, 12	Red/Yel	O/I & OFF/ON	Yes	Yes	Y8	CDHXY86
200	1, 3R, 12	Black	O/I & OFF/ON	Yes	Yes	B8	BDH110
	1, 3R, 12	Red/Yel	O/I & OFF/ON	Yes	Yes	Y8	BDH111
	1, 3R, 4, 4X, 12	Black	O/I & OFF/ON	Yes	Yes	B8	CDHXB88
	1, 3R, 4, 4X, 12	Red/Yel	O/I & OFF/ON	Yes	Yes	Y8	CDHXY88
400-3150	1, 3R, 12	Black	O/I & OFF/ON	Yes	Yes	B4	BDH114
	1, 3R, 12	Red/Yel	O/I & OFF/ON	Yes	Yes	Y4	BDH115
	1, 3R, 12	Black	O/I & OFF/ON	Yes	Yes	B7	BDH116
	1, 3R, 12	Red/Yel	O/I & OFF/ON	Yes	Yes	Y7	BDH117
	1, 3R, 4, 4X, 12	Black	O/I & OFF/ON	Yes	Yes	B4	CDHXB12
	1, 3R, 4, 4X, 12	Red/Yel	O/I & OFF/ON	Yes	Yes	Y4	CDHXY12
	1, 3R, 4, 4X, 12	Black	O/I & OFF/ON	Yes	Yes	B7	CDHXB22
	1, 3R, 4, 4X, 12	Red/Yel	O/I & OFF/ON	Yes	Yes	Y7	CDHXY22
	1, 3R, 4, 4X, 12	Metal	O/I & OFF/ON	No	Yes	8	BDH8

NOTE: All enclosed switches come with a black handle. However, most handles can be substituted with a red/yellow handle. Please substitute the handle suffix code (1st and 2nd from last characters) with the red/yellow handle catalog number suffix listed in the table to the left. There is no additional cost for a red/yellow handle of equal rating and style.

EXAMPLE: A red/yellow pistol handle for an ENF161-3PB6J can be substituted for the black selector handle by using the "YJ" suffix instead of the "BJ" suffix, new catalog #ENF161-3PY6J.

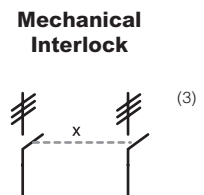
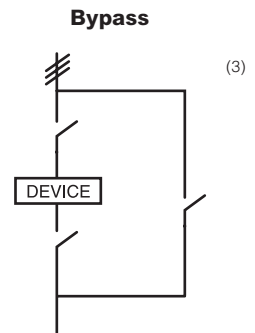
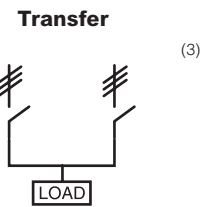
Disconnects

16-400A 2-, 4- and 6-Pole enclosed compact series non-fusible disconnect switches

NEMA 4X, 12 and 7&9 for Transfer, Bypass and Mechanical Interlock Applications

Catalog Numbers

UL General Purpose Amp Rating	Switch Type	Catalog Numbers			
		NEMA Enclosure Type			
		1	3R	4	4X Stainless
16	4-Pole	ENF161-4PB6	ENF163-4PB6	ENF164-4PB6	ENF16X-4PB6
	6-Pole	ENF161-6PB6	ENF163-6PB6	ENF164-6PB6	ENF16X-6PB6
	Transfer	ENF161-3TB8	ENF163-3TB8	ENF164-3TB8	ENF16X-3TB8
	Bypass	ENF161-3BB8	ENF163-3BB8	ENF164-3BB8	ENF16X-3BB8
	Mech. interlock	ENF161-3MB6	ENF163-3MB6	ENF164-3MB6	ENF16X-3MB6
25	4-Pole	ENF251-4PB6	ENF253-4PB6	ENF254-4PB6	ENF25X-4PB6
	6-Pole	ENF251-6PB6	ENF253-6PB6	ENF254-6PB6	ENF25X-6PB6
	Transfer	ENF251-3TB8	ENF253-3TB8	ENF254-3TB8	ENF25X-3TB8
	Bypass	ENF251-3BB8	ENF253-3BB8	ENF254-3BB8	ENF25X-3BB8
	Mech. interlock	ENF251-3MB6	ENF253-3MB6	ENF254-3MB6	ENF25X-3MB6
40	4-Pole	ENF321-4PB6	ENF323-4PB6	ENF324-4PB6	ENF32X-4PB6
	6-Pole	ENF321-6PB6	ENF323-6PB6	ENF324-6PB6	ENF32X-6PB6
	Transfer	ENF321-3TB8	ENF323-3TB8	ENF324-3TB8	ENF32X-3TB8
	Bypass	ENF321-3BB8	ENF323-3BB8	ENF324-3BB8	ENF32X-3BB8
	Mech. interlock	ENF321-3MB6	ENF323-3MB6	ENF324-3MB6	ENF32X-3MB6
60	4-Pole	ENF451-4PB6	ENF453-4PB6	ENF454-4PB6	ENF45X-4PB6
	6-Pole	ENF451-6PB6	ENF453-6PB6	ENF454-6PB6	ENF45X-6PB6
	Transfer	ENF451-3TB8	ENF453-3TB8	ENF454-3TB8	ENF45X-3TB8
	Bypass	ENF451-3BB8	ENF453-3BB8	ENF454-3BB8	ENF45X-3BB8
	Mech. interlock	ENF451-3MB6	ENF453-3MB6	ENF454-3MB6	ENF45X-3MB6
80	4-Pole	ENF631-4PB6	ENF633-4PB6	ENF634-4PB6	ENF63X-4PB6
	6-Pole	ENF631-6PB6	ENF633-6PB6	ENF634-6PB6	ENF63X-6PB6
	Transfer	ENF631-3TB8	ENF633-3TB8	ENF634-3TB8	ENF63X-3TB8
	Bypass	ENF631-3BB8	ENF633-3BB8	ENF634-3BB8	ENF63X-3BB8
	Mech. interlock	ENF631-3MB6	ENF633-3MB6	ENF634-3MB6	ENF63X-3MB6
30	4-Pole	ENF301-4PB6	ENF303-4PB6	ENF304-4PB6	ENF30X-4PB6
	6-Pole	ENF301-6PB6	ENF303-6PB6	ENF304-6PB6	ENF30X-6PB6
	Transfer	ENF301-3TB8	ENF303-3TB8	ENF304-3TB8	ENF30X-3TB8
	Bypass	ENF301-3BB8	ENF303-3BB8	ENF304-3BB8	ENF30X-3BB8
	Mech. interlock	ENF301-3MB6	ENF303-3MB6	ENF304-3MB6	ENF30X-3MB6
60	4-Pole	ENF601-4PB6	ENF603-4PB6	ENF604-4PB6	ENF60X-4PB6
	6-Pole	ENF601-6PB6	ENF603-6PB6	ENF604-6PB6	ENF60X-6PB6
	Transfer	ENF601-3TB8	ENF603-3TB8	ENF604-3TB8	ENF60X-3TB8
	Bypass	ENF601-3BB8	ENF603-3BB8	ENF604-3BB8	ENF60X-3BB8
	Mech. interlock	ENF601-3MB6	ENF603-3MB6	ENF604-3MB6	ENF60X-3MB6
100	4-Pole	ENF1001-4PB6	ENF1003-4PB6	ENF1004-4PB6	ENF100X-4PB6
	6-Pole	ENF1001-6PB6	ENF1003-6PB6	ENF1004-6PB6	ENF100X-6PB6
	Transfer	ENF1001-3TB8	ENF1003-3TB8	ENF1004-3TB8	ENF100X-3TB8
	Bypass	ENF1001-3BB8	ENF1003-3BB8	ENF1004-3BB8	ENF100X-3BB8
	Mech. interlock	ENF1001-3MB6	ENF1003-3MB6	ENF1004-3MB6	ENF100X-3MB6
125	2-Pole	ENF1251-2PB6	ENF1253-2PB6	ENF1254-2PB6	ENF125X-2PB6
	4-Pole	ENF1251-4PB6	ENF1253-4PB6	ENF1254-4PB6	ENF125X-4PB6
	6-Pole	ENF1251-6PB2	ENF1253-6PB2	ENF1254-6PB4	ENF125X-6PB4
	Transfer	ENF1251-3TB8	ENF1253-3TB8	ENF1254-3TB8	ENF125X-3TB8
	Bypass	—	—	—	—
200	Mech. interlock	ENF1251-3MB6	ENF1253-3MB6	ENF1254-3MB8	ENF125X-3MB8
	2-Pole	ENF2001-2PB8	ENF2003-2PB8	ENF2004-2PB8	ENF200X-2PB8
	4-Pole	ENF2001-4PB8	ENF2003-4PB8	ENF2004-4PB8	ENF200X-4PB8
	6-Pole	ENF2001-6PB4	ENF2003-6PB4	ENF2004-6PB4	ENF200X-6PB4
	Transfer	ENF2001-3TB4	ENF2003-3TB4	ENF2004-3TB4	ENF200X-3TB4
400	Bypass	ENF2001-3BB4	ENF2003-3BB4	ENF2004-3BB4	ENF200X-3BB4
	Mech. interlock	ENF2001-3MB8	ENF2003-3MB8	ENF2004-3MB8	ENF200X-3MB8
	2-Pole	ENF4001-2PB4	ENF4003-2PB4	ENF4004-2PB4	ENF400X-2PB4
	4-Pole	ENF4001-4PB4	ENF4003-4PB4	ENF4004-4PB4	ENF400X-4PB4
	6-Pole	ENF4001-6P8	ENF4003-6P8	ENF4004-6P8	ENF400X-6P8
400	Transfer	ENF4001-3TB4	ENF4003-3TB4	ENF4004-3TB4	ENF400X-3TB4
	Bypass	ENF4001-3B6	ENF4003-3B6	ENF4004-3B6	ENF400X-3B6
	Mech. interlock	ENF4001-3MB4	ENF4003-3MB4	ENF4004-3MB4	ENF400X-3MB4



(3) ≡ = Three-poles

Disconnects

16-400A 2-, 4- and 6-Pole enclosed compact series non-fusible disconnect switches

NEMA 4X, 12 and 7&9, and IEC IP65 for Transfer, Bypass and Mechanical Interlock Applications

Catalog Numbers

UL General Purpose Amp Rating	Switch Type	Catalog Numbers			IEC Enclosure Type IP65
		NEMA Enclosure Type			
		4X Plastic	12	7 & 9	
16	4-pole	ENF16P-4PB6	ENF162-4PB6	ENF167-4P	ENF16E-4PBJ
	6-pole	ENF16P-6PB6	ENF162-6PB6	ENF167-6P	ENF16E-6PBJ
	Transfer	ENF16P-3TB8	ENF162-3TB8	ENF167-3T	—
	Bypass	ENF16P-3BB8	ENF162-3BB8	ENF167-3B	—
	Mech. interlock	ENF16P-3MB6	ENF162-3MB6	—	—
25	4-pole	ENF25P-4PB6	ENF252-4PB6	ENF257-4P	ENF25E-4PBJ
	6-pole	ENF25P-6PB6	ENF252-6PB6	ENF257-6P	ENF25E-6PBJ
	Transfer	ENF25P-3TB8	ENF252-3TB8	ENF257-3T	—
	Bypass	ENF25P-3BB8	ENF252-3BB8	ENF257-3B	—
	Mech. interlock	ENF25P-3MB6	ENF252-3MB6	—	—
40	4-Pole	ENF32P-4PB6	ENF322-4PB6	ENF327-4P	ENF32E-4PBJ
	6-Pole	ENF32P-6PB6	ENF322-6PB6	ENF327-6P	ENF32E-6PBJ
	Transfer	ENF32P-3TB8	ENF322-3TB8	ENF327-3T	—
	Bypass	ENF32P-3BB8	ENF323-3BB8	ENF327-3B	—
	Mech. interlock	ENF32P-3MB6	ENF322-3MB6	—	—
60	4-Pole	ENF45P-4PB6	ENF452-4PB6	ENF457-4P	ENF45E-4PBJ
	6-Pole	ENF45P-6PB6	ENF452-6PB6	ENF457-6P	ENF45E-6PBJ
	Transfer	ENF45P-3TB8	ENF452-3TB8	ENF457-3T	—
	Bypass	ENF45P-3BB8	ENF452-3BB8	ENF457-3B	—
	Mech. interlock	ENF45P-3MB6	ENF452-3MB6	—	—
80	4-Pole	ENF63P-4PB6	ENF632-4PB6	ENF637-4P	ENF63E-4PBJ
	6-Pole	ENF63P-6PB6	ENF632-6PB6	ENF637-6P	ENF63E-6PBJ
	Transfer	ENF63P-3TB8	ENF632-3TB8	ENF637-3T	—
	Bypass	ENF63P-3BB8	ENF632-3BB8	ENF637-3B	—
	Mech. interlock	ENF63P-3MB6	ENF632-3MB6	—	—
30	4-Pole	ENF30P-4PB6	ENF302-4PB6	ENF307-4P	ENF30E-4PB4
	6-Pole	ENF30P-6PB6	ENF302-6PB6	ENF307-6P	ENF30E-6PB6
	Transfer	ENF30P-3TB8	ENF302-3TB8	ENF307-3T	—
	Bypass	ENF30P-3BB8	ENF302-3BB8	ENF307-3B	—
	Mech. interlock	ENF30P-3MB6	ENF302-3MB6	—	—
60	4-Pole	ENF60P-4PB6	ENF602-4PB6	ENF607-4P	ENF60E-4PB4
	6-Pole	ENF60P-6PB6	ENF602-6PB6	ENF607-6P	ENF60E-6PB6
	Transfer	ENF60P-3TB8	ENF602-3TB8	ENF607-3T	—
	Bypass	ENF60P-3BB8	ENF602-3BB8	ENF607-3B	—
	Mech. interlock	ENF60P-3MB6	ENF602-3MB6	—	—
100	4-Pole	ENF100P-4PB6	ENF1002-4PB6	ENF1007-4P	ENF100E-4PB4
	6-Pole	ENF100P-6PB6	ENF1002-6PB6	ENF1007-6P	ENF100E-6PB6
	Transfer	ENF100P-3TB8	ENF1002-3TB8	ENF1007-3T	—
	Bypass	ENF100P-3BB8	ENF1002-3BB8	ENF1007-3B	—
	Mech. interlock	ENF100P-3MB6	ENF1002-3MB6	—	—
125	2-Pole	ENF125P-2PB6	ENF1252-2PB6	ENF1257-2P	—
	4-Pole	ENF125P-4PB6	ENF1252-4PB6	ENF1257-4P	—
	6-Pole	ENF125P-6PB2	ENF1252-6PB2	ENF1257-6P	—
	Transfer	ENF125P-3TB8	ENF1252-3TB8	ENF1257-3T	—
	Mech. interlock	ENF125P-3MB6	ENF1252-3MB6	—	—
200	2-Pole	ENF200P-2PB8	ENF2002-2PB8	ENF2007-2P	—
	4-Pole	ENF200P-4PB8	ENF2002-4PB8	ENF2007-4P	—
	6-Pole	ENF200P-6PB4	ENF2002-6PB4	ENF2007-6P	—
	Transfer	ENF200P-3TB4	ENF2002-3TB4	ENF2007-3T	—
	Mech. interlock	ENF200P-3MB8	ENF2002-3MB8	—	—
400	2-Pole	ENF400P-2PB4	ENF4002-2PB4	ENF4007-2P	—
	4-Pole	ENF400P-4PB4	ENF4002-4PB4	ENF4007-4P	—
	6-Pole	ENF400P-6P8	ENF4002-6P8	ENF4007-6P	—
	Transfer	ENF400P-3TB4	ENF4002-3TB4	ENF4007-3T	—
	Mech. interlock	ENF400P-3B6	ENF4002-3B6	ENF4007-3B	—

Disconnects

Disconnects

A/C Disconnects — fused and non-fused

Series B22__

Specifications

Description: Fused and non-fused rainproof air conditioner pullout units.

Dimensions: See Catalog Numbers table.

Construction: NEMA 3R rainproof metal housing with weather resistant coating.

Wire Range: 14-3 AWG, AL/CU

Ratings:

Phase: — Single, 2-wire

Volts: — 240Vac

Amps: — 30-60A

Agency Information: UL Listed to UL 1429, C-UL Certified, UL Guide WGEW

Features and Benefits

- A/C disconnects meet NEC® Code Requirements under articles 440.14. GFCI units meet NEC® Code Requirements under articles 210.63, 210.8, and 406.8(B)(1).
- NEMA 3R rainproof enclosures withstand outdoor environment.
- Padlockable with two-position pullout handle to lock safety shield when in the ON position. (Not available on GF or NA units.) For added safety, pullout handle can be stored in the compartment in the off position.
- Easy installation: knockouts on back, bottom and both sides, Cable whip versions save labor.

Typical Applications

- Residential, light industrial/commercial A/C and heat pump service.
- Spas/whirlpools, swimming pools, pump houses
- Suitable for service entrance equipment applications with field installable ground bar, kit number DPF6.

Catalog Numbers

Fused

Catalog Numbers	Description	Disconnect Rating	Max Hp Rating		Wire Range 60 or 75°C CU/AL	Enclosure Type	Fuse Class	Approx. Dimensions (in)		
			120V	240V				Height	Width	Depth
B221-30F	30A, Pullout	30A	1.5	3	#14-3	NEMA 3R	H or R	8 ½	5 ½	2 ½
B221-30FGF	30A, Pullout w/ GFCI	30A	1.5	3	#14-3	NEMA 3R	H or R	13	7 ½	4 ¾
B222-60F	60A, Pullout	60A	3	10	#14-3	NEMA 3R	H or R	8 ½	5 ½	2 ½
B222-60FGF	60A, Pullout w/ GFCI	60A	3	10	#14-3	NEMA 3R	H or R	13	7 ½	4 ¾

Non-Fused

B222-60NF	60A, Pullout	60A	3	10	#14-3	NEMA 3R	*	8 ½	5 ½	2 ½
B222-60NFGF	60A, Pullout w/ GFCI	60A	3	10	#14-3	NEMA 3R	*	11 ½	6 ½	4 ½
B222-60NFNA	60A, Switch	60A	*	10	#14-3	NEMA 3R	*	8 ½	5 ½	3 ¾

Non-Fused Cable Whip

B222-60NF12W	60A, Pullout w/ ½" Cable Whip	60A*	3	10	#14-3	NEMA 3R	*	14 ¾	12 ½	4
B222-60NF34W	60A, Pullout w/ ¾" Cable Whip	60A**	3	10	#14-3	NEMA 3R	*	14 ¾	12 ½	4

Cable Whip Specifications

Catalog Numbers	Description	Pullout Rating	Max Upstream Wire Overcurrent Protection Device	Harness Diameter	Ground Hot Wire Size	Flexible Wire Size	Conduit Length (ft)	Non-Metallic Fittings
B222-60NF12W	60A, Pullout w/ ½" Cable Whip	60A	30A	½"	#10	#10	6	1 - 90°, 1 - Straight
B222-60NF34W	60A, Pullout w/ ¾" Cable Whip	60A	50A	¾"	#8	#10	6	1 - 90°, 1 - Straight

* Upstream overcurrent protection device (OCPD) not to exceed 30 Amps.

**Upstream overcurrent protection device (OCPD) not to exceed 50 Amps.

Data Sheet: 1143



Metallic Fused Disconnect

Metallic Non-Fused Disconnect



B222-60NF34W non-fused with cable whip

Metallic Non-Fused Disconnect with GFCI receptacle.

Fused, dead front disconnect switches

15149 Series



Specifications

Description: Fused, dead front disconnect switches

Ratings:

Volts: — 600Vac
Amps: — 0-30A
SCCR: — 200,000A RMS Sym.

Dielectric SCCR: 2200V

Motor Rating: 5hp

Poles: 2 to 3

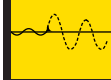
Agency Information: UL Recognized, file E116716 for General Industrial installations. Guide WFXV2. CSA certified, file LR37129-6. Examined under the new proposed standard UL 1429 which imparts a stricter set of test conditions than the former program that combined the applicable portions for UL 512 (Fuse Holders) and UL 98 (Enclosed Switches).

Features and Benefits

- Fuse holders in the pull-out head eliminate possibility of electric shock while changing fuse.
- Accepts Class J fuses

Ordering Information

To order, specify: 15149 + number of poles.
Example: 15149-2 = 2-pole device.



Did You Know?

All-Inclusive Elevator Disconnect Simplifies Installation Plus a Multitude of Codes and Standards



When the Westin Hotel chain renovated the historic Cupples Station in downtown St. Louis, the hotel's design-and-build electrical contractor

specified the Cooper Bussmann® Power Module™ elevator shunt trip disconnect. The primary reason was the savings in man-hours with everything in one box: the fire alarm, control wiring and power wiring; all the parts needed to interface with a fire alarm system in a UL 98 Listed assembly. In addition, all the codes and standards surrounding the elevator disconnecting means – electrical, elevator, fire alarm and the sprinkler system – are met, including ANSI/ASME A17.1, NFPA 72, NEC® 620.62.

The contractor faced a unique situation when the luxury hotel chain chose to revamp the old warehouse versus tearing the structure down and rebuilding. The hotel complex consists of four buildings interconnected with walkways. A total of eight elevators were installed with eight Power Module switches, two per building. Each 30 HP passenger elevator is fused with Cooper Bussmann® Low-Peak® Class J LPJ-70SP fuses while each 40HP service elevator uses the Class J LPJ-90SP fuses.

ELIMINATE THE GUESSWORK IN ASSEMBLY SCCR CALCULATIONS

Cooper Bussmann® Services provide productivity through protection with a focus on critical issues related to enhancing the bottom line:


- Downtime reduction;
- Workplace safety; and
- Code compliance.

You can easily avoid costly shutdowns and delays that noncompliance issues cause when you have the right information. The Cooper Bussmann innovative OSCAR™ (Online Short-Circuit Current UL508A Rating) Compliance Software is the company's most recent offering to help you comply with the new Code and standards requirements for short-circuit current ratings.

Underwriters Laboratories (UL) now requires all electrical panels and assemblies manufactured to standard 508A to be marked with their SCCR. Article 409 of the 2005 National Electrical Code also mandates that industrial control panels be marked with an assembly SCCR.

Getting the assembly SCCR correct can be daunting. But the company's OSCAR compliance software easily guides users through the steps of entering the panel's components for supply, feeder, sub-feeder and branch circuits. Based upon the component types or part numbers entered, the software determines the assembly SCCR per UL508A Supplement SB. It includes the following features.

- **It's Automatic.** The software determines the assembly SCCR of industrial control panel assemblies per UL508A SB based upon component types or part numbers.
- **It's Simple.** Just use the assembly parts list – the OSCAR compliance software is backed by a database containing more than 50,000 line item part numbers with their component SCCR.
- **Available Online.** It's available 24/7, 365 days a year with a one-year subscription.
- **Printed Documentation is Available.** The OSCAR compliance software generates a spreadsheet for assembly



documentation of components and assembly SCCR.

- **It's Continually Updated.** The OSCAR compliance software is regularly updated with new part numbers, their component SCCRs, and any changes that may occur to code requirements and agency standards.
- **It's Customizable.** The custom device option allows users to enter specialized information not usually encountered in most assembly components.

Once you have calculated your short-circuit current rating and you find it's too low for the application, Cooper Bussmann Services now offers SCCR design-engineering assistance to raise your rating to required levels.

In an ever-changing regulatory environment, Cooper Bussmann Services can help you stay in compliance and focused on what you do best.

For more information and to purchase an annual, open-ended use of the Cooper Bussmann OSCAR Compliance Software, visit www.cooperbussmann.com/SCCR or contact your Cooper Bussmann representative.

