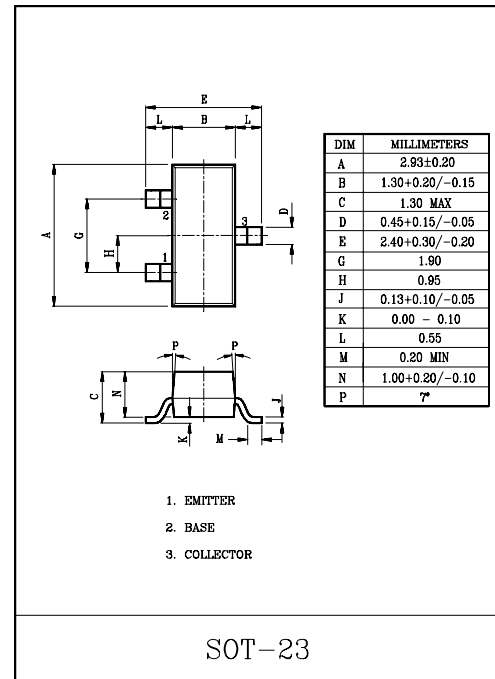
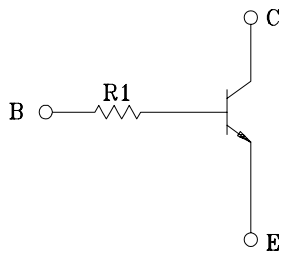


SWITCHING APPLICATION.
AUDIO MUTING APPLICATION.
INTERFACE CIRCUIT AND
DRIVER CIRCUIT APPLICATION.

FEATURES

- With Built-in Bias Resistors.
- Simplify Circuit Design.
- Reduce a Quantity of Parts and Manufacturing Process.

EQUIVALENT CIRCUIT



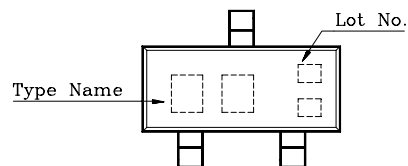
MAXIMUM RATINGS (Ta=25°C)

CHARACTERISTIC	SYMBOL	RATING	UNIT
Collector-Base Voltage	V_{CBO}	30	V
Collector-Emitter Voltage	V_{CEO}	15	V
Emitter-Base Voltage	V_{EBO}	5	V
Collector Current	I_C	600	mA
Collector Power Dissipation	P_C	200	mW
Junction Temperature	T_j	150	°C
Storage Temperature Range	T_{stg}	-55~150	°C

MARK SPEC

TYPE	KRC231S	KRC232S	KRC233S
MARK	NW	NY	NZ

Marking



KRC231S ~ KRC233S

ELECTRICAL CHARACTERISTICS(Ta=25°C)

CHARACTERISTIC		SYMBOL	TEST CONDITION	MIN.	TYP.	MAX.	UNIT
Collector-Emitter Breakdown Voltage		BV_{CEO}	$I_C=1mA$	15	-	-	V
Collector-Base Breakdown Voltage		BV_{CBO}	$I_C=50\mu A$	30	-	-	V
Emitter-Base Breakdown Voltage		BV_{EBO}	$I_E=50\mu A$	5.0	-	-	V
Collector cut-off Current		I_{CBO}	$V_{CB}=30V$	-	-	0.5	μA
Collector-Emitter Saturation Voltage		$V_{CE(sat)}$	$I_C=50mA, I_B=2.5mA$	-	40	80	mV
DC Current Gain		h_{FE}	$V_{CE}=5V, I_C=50mA$	200	350	800	-
Input Resistor	KRC231S	R_i		-	2.2	-	k Ω
	KRC232S			-	5.6	-	
	KRC233S			-	10	-	
Transition Frequency		f_T *	$V_{CE}=10V, I_E=-50mA,$ $f=100MHz$	-	200	-	MHz
On Resistance		R_{on}	$f=1kHz, I_B=1mA, V_{IN}=0.3V$	-	0.6	-	Ω

Note : * Characteristic of Transistor Only

KRC231S ~ KRC233S

