

# ASD751V

Surface mount small signal type

- Extermely thin package
- Low stored charge
- Majority carrier conduction

## Mechanical data

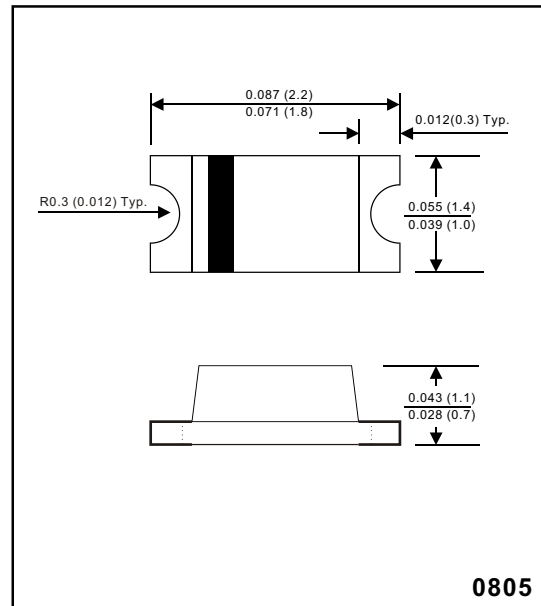
Case : Molded plastic, 0805

Terminals : Solder plated, solderable per MIL-STD-750,  
Method 2026

Polarity : Indicated by cathode band

Mounting Position : Any

Weight : 0.000159 ounce, 0.0045 gram



## MAXIMUM RATINGS (AT $T_A=25^\circ\text{C}$ unless otherwise noted)

PARAMETER	CONDITIONS	Symbol	MIN.	TYP.	MAX.	UNIT
Repetitive peak reverse voltage		$V_{RM}$			40	V
Continuous reverse voltage		$V_R$			30	V
Mean rectifying current		$I_O$			30	mA
Forward surge current	8.3ms single half sine-wave superimposed on rate load (JEDEC methode)	$I_{FSM}$			200	mA
Capacitance between terminals	f=1MHz and applied 10VDC reverse voltage	$C_T$		20		pF
Storage temperature		$T_J$	-40		+125	$^\circ\text{C}$
Operating temperature		$T_{STG}$	-40		+125	$^\circ\text{C}$

## ELECTRICAL CHARACTERISTICS (AT $T_A=25^\circ\text{C}$ unless otherwise noted)

PARAMETER	CONDITIONS	Symbol	MIN.	TYP.	MAX.	UNIT
Forward voltage	$I_F = 1.0 \text{ mA DC}$	$V_F$		0.26	0.37	V
Reverse current	$V_R = 30 \text{ V DC}$	$I_R$		0.17	0.5	$\mu\text{A}$

## RATING AND CHARACTERISTIC CURVES (ASD751V)

FIG.1-TYPICAL FORWARD CHARACTERISTICS

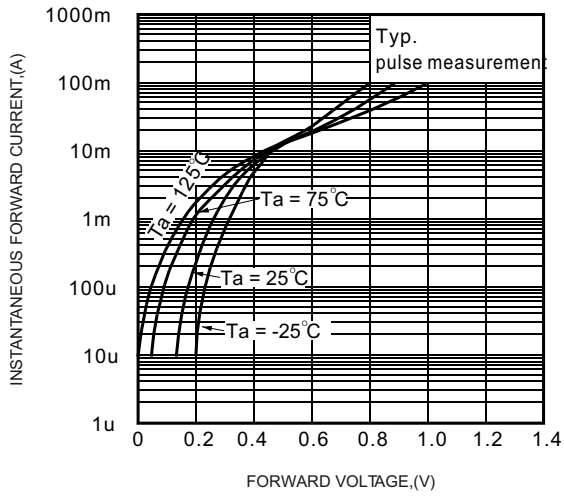


FIG.2 - TYPICAL REVERSE CHARACTERISTICS

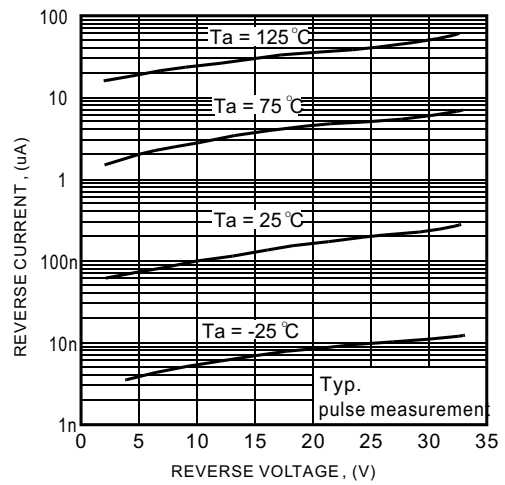


FIG.3-TYPICAL TERMINALS CAPACITANCE

