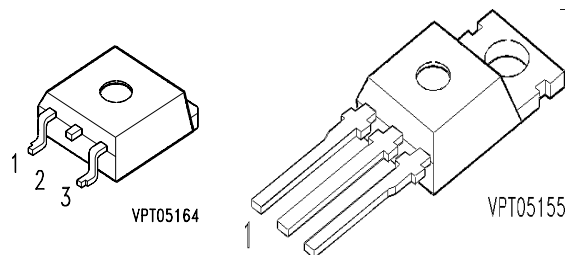


SIPMOS® Power Transistor

- N channel
- Enhancement mode
- Logic Level
- Avalanche-rated
- dv/dt rated
- 175°C operating temperature
- also in SMD available



Pin 1	Pin 2	Pin 3
G	D	S

Type	V _{DS}	I _D	R _{DS(on)}	Package	Ordering Code
BUZ 104 SL	55 V	12.5 A	0.12 Ω	TO-220 AB	Q67040-S4006-A2

Maximum Ratings

Parameter	Symbol	Values	Unit
Continuous drain current $T_C = 25\text{ °C}$ $T_C = 100\text{ °C}$	I_D	12.5 8.8	A
Pulsed drain current $T_C = 25\text{ °C}$	I_{Dpuls}	50	
Avalanche energy, single pulse $I_D = 12.5\text{ A}$, $V_{DD} = 25\text{ V}$, $R_{GS} = 25\text{ Ω}$ $L = 666\text{ μH}$, $T_j = 25\text{ °C}$	E_{AS}	52	mJ
Avalanche current, limited by T_{jmax}	I_{AR}	12.5	A
Avalanche energy, periodic limited by T_{jmax}	E_{AR}	3.5	mJ
Reverse diode dv/dt $I_S = 12.5\text{ A}$, $V_{DS} = 40\text{ V}$, $di_F/dt = 200\text{ A/μs}$ $T_{jmax} = 175\text{ °C}$	dv/dt	6	kV/μs
Gate source voltage	V_{GS}	± 14	V
Power dissipation $T_C = 25\text{ °C}$	P_{tot}	35	W

Maximum Ratings

Parameter	Symbol	Values	Unit
Operating temperature	T_j	-55 ... + 175	°C
Storage temperature	T_{stg}	-55 ... + 175	
Thermal resistance, junction - case	R_{thJC}	≤ 4.3	K/W
Thermal resistance, junction - ambient	R_{thJA}	≤ 62	
IEC climatic category, DIN IEC 68-1		55 / 175 / 56	

Electrical Characteristics, at $T_j = 25^\circ\text{C}$, unless otherwise specified

Parameter	Symbol	Values			Unit
		min.	typ.	max.	

Static Characteristics

Drain- source breakdown voltage $V_{GS} = 0 \text{ V}$, $I_D = 0.25 \text{ mA}$, $T_j = 25 \text{ }^\circ\text{C}$	$V_{(BR)DSS}$	55	-	-	V
Gate threshold voltage $V_{GS} = V_{DS}$, $I_D = 20 \text{ } \mu\text{A}$	$V_{GS(th)}$	1.2	1.6	2	
Zero gate voltage drain current $V_{DS} = 50 \text{ V}$, $V_{GS} = 0 \text{ V}$, $T_j = -40 \text{ }^\circ\text{C}$ $V_{DS} = 50 \text{ V}$, $V_{GS} = 0 \text{ V}$, $T_j = 25 \text{ }^\circ\text{C}$ $V_{DS} = 50 \text{ V}$, $V_{GS} = 0 \text{ V}$, $T_j = 150 \text{ }^\circ\text{C}$	I_{DSS}	-	-	0.1	μA
		-	0.1	1	
		-	-	100	
Gate-source leakage current $V_{GS} = 20 \text{ V}$, $V_{DS} = 0 \text{ V}$	I_{GSS}	-	10	100	nA
Drain-Source on-resistance $V_{GS} = 4.5 \text{ V}$, $I_D = 8.8 \text{ A}$ $V_{GS} = 10 \text{ V}$, $I_D = 8.8 \text{ A}$	$R_{DS(on)}$	-	0.105	0.12	Ω
		-	0.062	0.07	

Electrical Characteristics, at $T_j = 25^\circ\text{C}$, unless otherwise specified

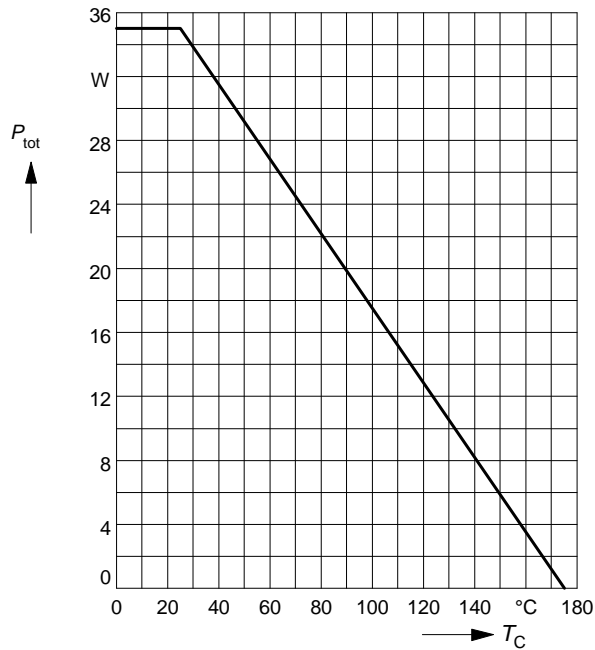
Parameter	Symbol	Values			Unit
		min.	typ.	max.	
Dynamic Characteristics					
Transconductance $V_{DS} \geq 2 \cdot I_D \cdot R_{DS(on)max}$, $I_D = 8.8 \text{ A}$	g_{fs}	5	-	-	S
Input capacitance $V_{GS} = 0 \text{ V}$, $V_{DS} = 25 \text{ V}$, $f = 1 \text{ MHz}$	C_{iss}	-	317	400	pF
Output capacitance $V_{GS} = 0 \text{ V}$, $V_{DS} = 25 \text{ V}$, $f = 1 \text{ MHz}$	C_{oss}	-	97	120	
Reverse transfer capacitance $V_{GS} = 0 \text{ V}$, $V_{DS} = 25 \text{ V}$, $f = 1 \text{ MHz}$	C_{rss}	-	54	70	
Turn-on delay time $V_{DD} = 30 \text{ V}$, $V_{GS} = 4.5 \text{ V}$, $I_D = 12.5 \text{ A}$ $R_G = 16 \Omega$	$t_{d(on)}$	-	14.5	22	ns
Rise time $V_{DD} = 30 \text{ V}$, $V_{GS} = 4.5 \text{ V}$, $I_D = 12.5 \text{ A}$ $R_G = 16 \Omega$	t_r	-	106	160	
Turn-off delay time $V_{DD} = 30 \text{ V}$, $V_{GS} = 4.5 \text{ V}$, $I_D = 12.5 \text{ A}$ $R_G = 16 \Omega$	$t_{d(off)}$	-	11	17	
Fall time $V_{DD} = 30 \text{ V}$, $V_{GS} = 4.5 \text{ V}$, $I_D = 12.5 \text{ A}$ $R_G = 16 \Omega$	t_f	-	13.5	20	
Gate charge at threshold $V_{DD} = 40 \text{ V}$, $I_D \geq 0.1 \text{ A}$, $V_{GS} = 0 \text{ to } 1 \text{ V}$	$Q_{g(th)}$	-	0.37	0.56	nC
Gate charge at 5.0 V $V_{DD} = 40 \text{ V}$, $I_D = 12.5 \text{ A}$, $V_{GS} = 0 \text{ to } 5 \text{ V}$	$Q_{g(5)}$	-	7.85	12	
Gate charge total $V_{DD} = 40 \text{ V}$, $I_D = 12.5 \text{ A}$, $V_{GS} = 0 \text{ to } 10 \text{ V}$	$Q_{g(total)}$	-	13.44	20	
Gate plateau voltage $V_{DD} = 40 \text{ V}$, $I_D = 12.5 \text{ A}$	$V_{(plateau)}$	-	4	-	V

Electrical Characteristics, at $T_j = 25^\circ\text{C}$, unless otherwise specified

Parameter	Symbol	Values			Unit
		min.	typ.	max.	
Reverse Diode					
Inverse diode continuous forward current $T_C = 25^\circ\text{C}$	I_S	-	-	12.5	A
Inverse diode direct current, pulsed $T_C = 25^\circ\text{C}$	I_{SM}	-	-	50	
Inverse diode forward voltage $V_{GS} = 0\text{ V}, I_F = 25\text{ A}$	V_{SD}	-	1.14	1.8	V
Reverse recovery time $V_R = 30\text{ V}, I_F = I_S, di_F/dt = 100\text{ A}/\mu\text{s}$	t_{rr}	-	50	75	ns
Reverse recovery charge $V_R = 30\text{ V}, I_F = I_S, di_F/dt = 100\text{ A}/\mu\text{s}$	Q_{rr}	-	0.1	0.15	μC

Power dissipation

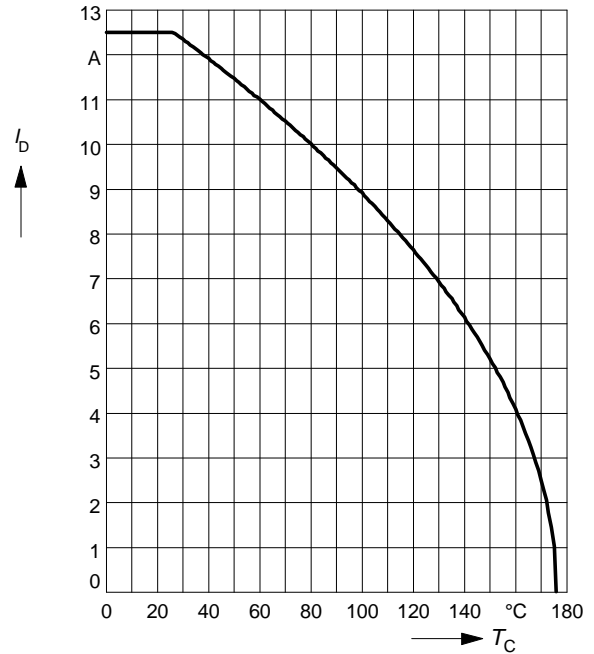
$$P_{\text{tot}} = f(T_C)$$



Drain current

$$I_D = f(T_C)$$

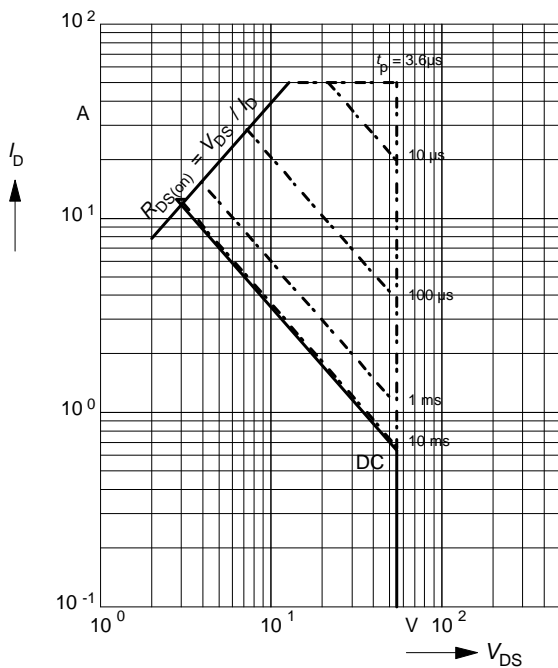
parameter: $V_{GS} \geq 4 \text{ V}$



Safe operating area

$$I_D = f(V_{DS})$$

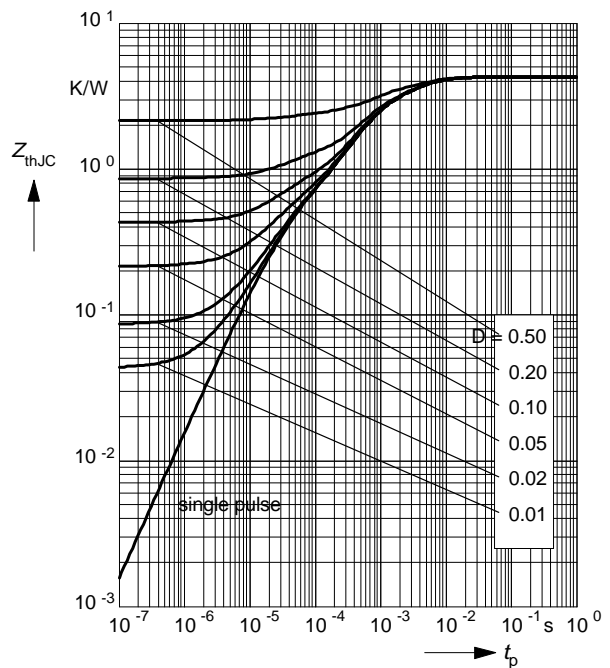
parameter: $D = 0, T_C = 25^\circ\text{C}$



Transient thermal impedance

$$Z_{\text{thJC}} = f(t_p)$$

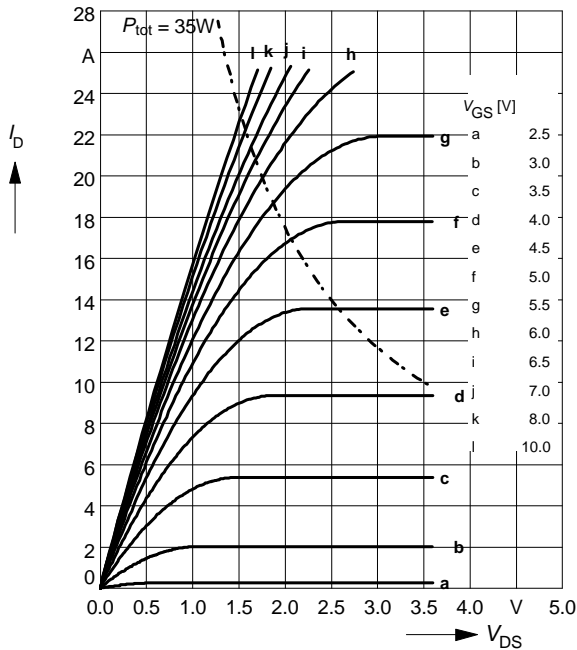
parameter: $D = t_p / T$



Typ. output characteristics

$$I_D = f(V_{DS})$$

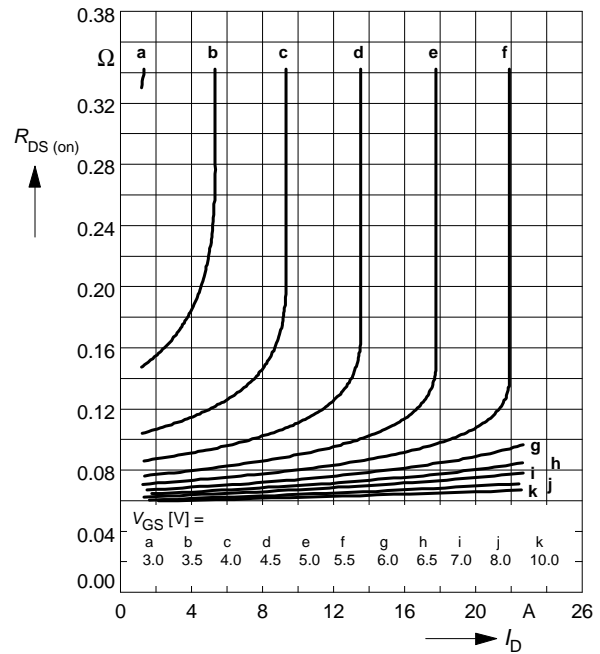
parameter: $t_p = 80 \mu s$, $T_j = 25 \text{ }^\circ\text{C}$



Typ. drain-source on-resistance

$$R_{DS(on)} = f(I_D)$$

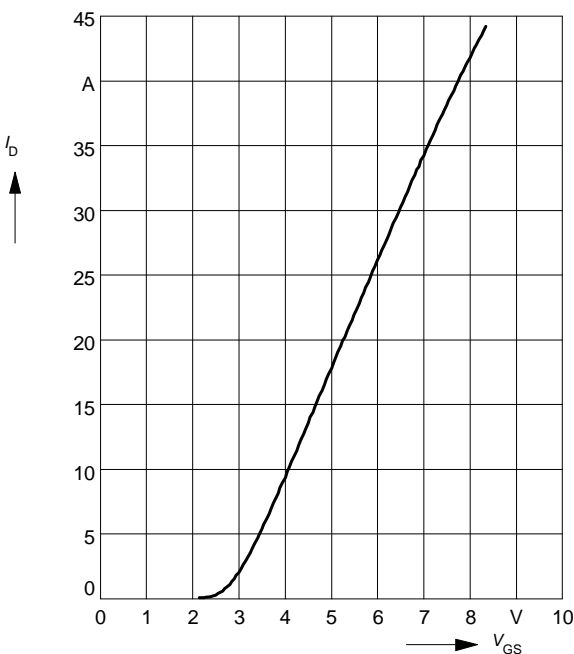
parameter: $t_p = 80 \mu s$, $T_j = 25 \text{ }^\circ\text{C}$



Typ. transfer characteristics $I_D = f(V_{GS})$

parameter: $t_p = 80 \mu s$

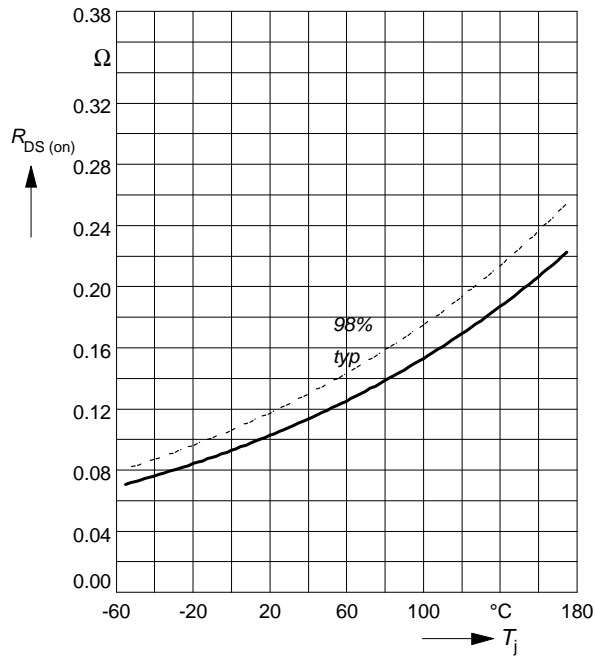
$$V_{DS} \geq 2 \times I_D \times R_{DS(on)max}$$



Drain-source on-resistance

$$R_{DS(on)} = f(T_j)$$

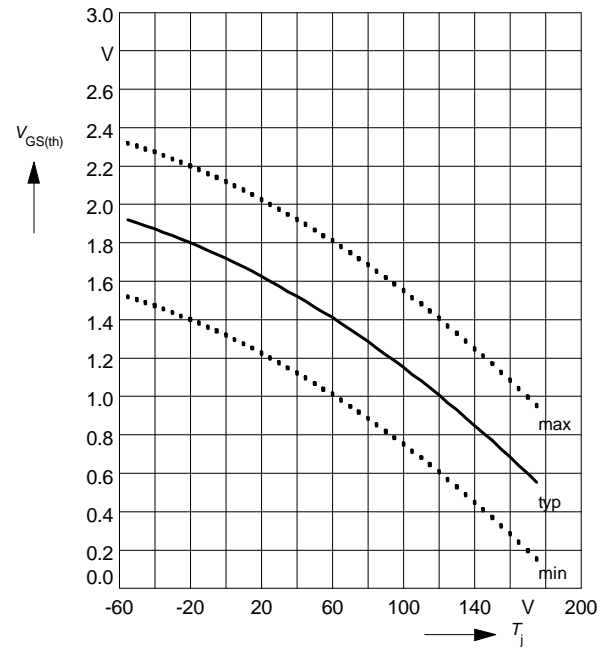
parameter: $I_D = 8.8 \text{ A}$, $V_{GS} = 4.5 \text{ V}$



Gate threshold voltage

$$V_{GS(th)} = f(T_j)$$

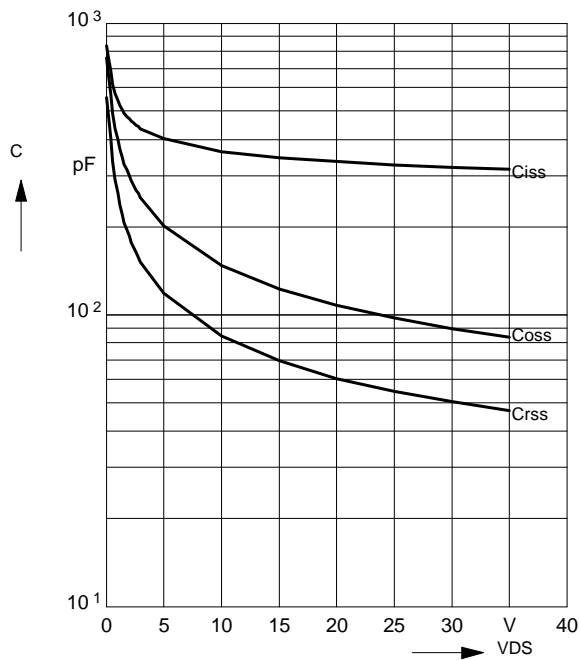
parameter: $V_{GS} = V_{DS}$, $I_D = 20 \mu\text{A}$



Typ. capacitances

$$C = f(V_{DS})$$

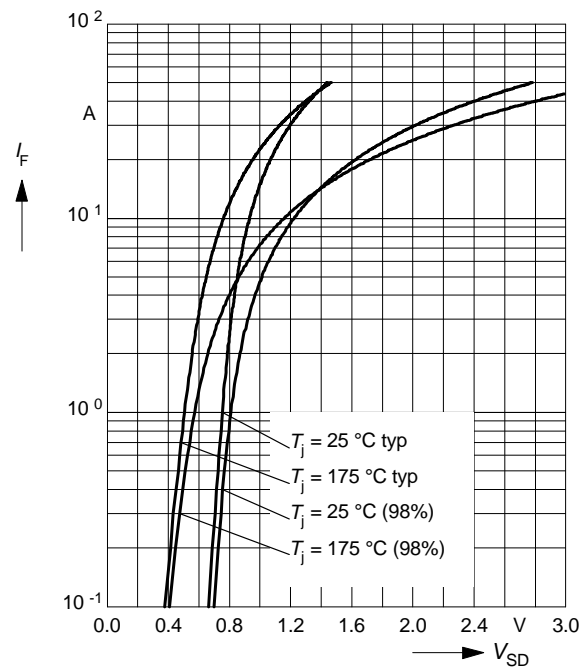
parameter: $V_{GS} = 0\text{V}$, $f = 1\text{MHz}$



Forward characteristics of reverse diode

$$I_F = f(V_{SD})$$

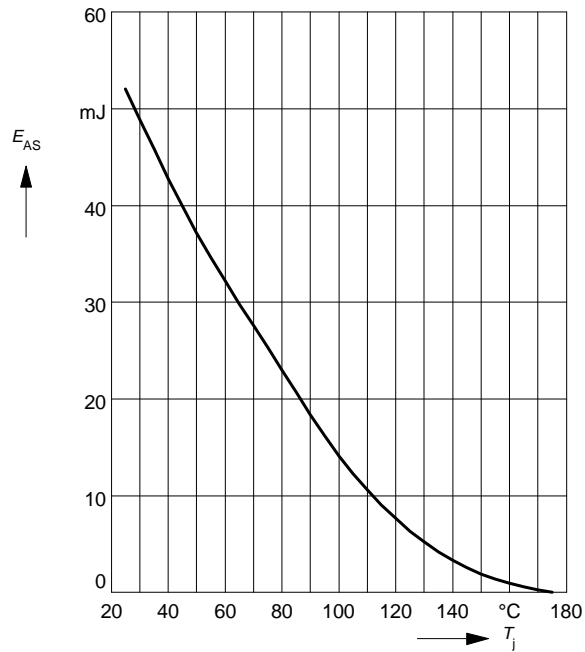
parameter: $T_j, t_p = 80 \mu\text{s}$



Avalanche energy $E_{AS} = f(T_j)$

parameter: $I_D = 12.5 \text{ A}$, $V_{DD} = 25 \text{ V}$

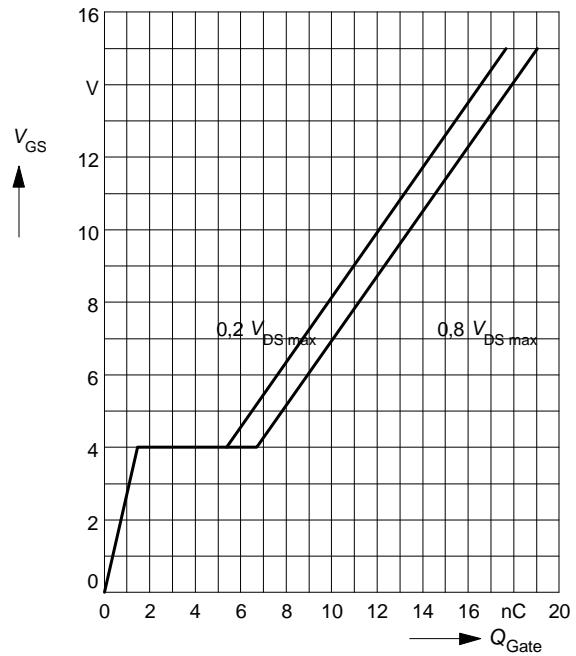
$R_{GS} = 25 \Omega$, $L = 666 \mu\text{H}$



Typ. gate charge $V_{GS} = f(Q_{Gate})$

parameter: $I_{D \text{ puls}} = 12 \text{ A}$

parameter: $I_{D \text{ puls}} = 12 \text{ A}$



Drain-source breakdown voltage $V_{(BR)DSS} = f(T_j)$

parameter: $I_{D \text{ puls}} = 12 \text{ A}$

