



SERIES: VOF-15

DESCRIPTION: SWITCHING POWER SUPPLY

FEATURES

- RoHS compliant
- universal input 85~264 V ac
- over-voltage protection
- over-current protection
- no minimum load required
- UL/cUL, TUV, CE safety approvals
- conducted EMI meets EN55022 class B, FCC class B
- efficiency up to 83%

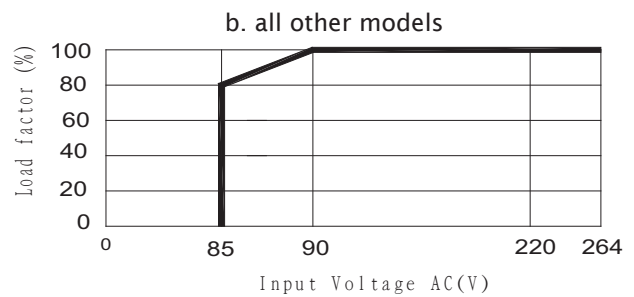
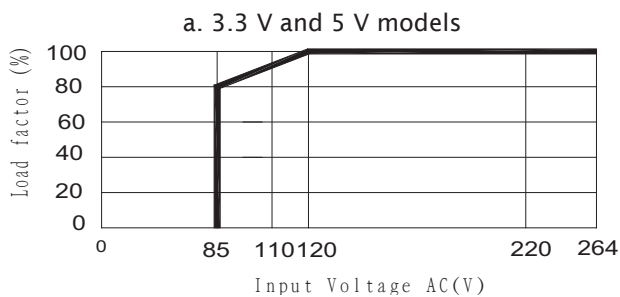


MODEL	output voltage		output current		output wattage	ripple ³	efficiency
	nominal (V dc)		min (A)	max (A)	max (W)	max (mVp-p)	typ (%)
VOF-15-3.3	3.3		0	3.0	9.9	100	70
VOF-15-5	5		0	3.0	15	100	75
VOF-15-9	9		0	1.67	15	120	78
VOF-15-12	12		0	1.25	15	120	80
VOF-15-15	15		0	1.0	15	150	80
VOF-15-24	24		0	0.63	15	240	82
VOF-15-48	48		0	0.31	15	480	83

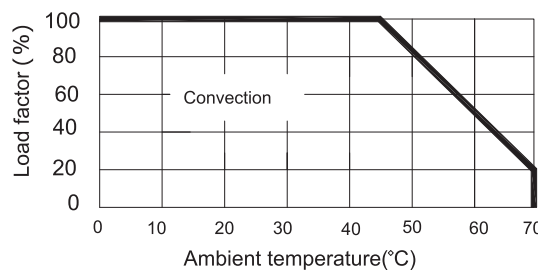
notes: 1. Measured from high line to low line at full load
 2. Measured from full load to 10% load at 110 V ac
 3. Ripple & noise are measured at 20 MHz BW with 0.1 µF ceramic and 10 µF electrolytic capacitors on the output

DE-RATING CURVE

1. Input volgate vs. load factor



2. Thermal derating, ambient temp. vs. load factor





SERIES: VOF-15

DESCRIPTION: SWITCHING POWER SUPPLY

INPUT

parameter	conditions/description	min	nom	max	units
frequency		47		63	Hz
voltage		85		264	V ac
		120		375	V dc
inrush current	115 V ac, cold start			20	A
	230 V ac, cold start			40	A

OUTPUT

parameter	conditions/description	min	nom	max	units
line regulation	low line to high line		±0.5		%
load regulation	full load to min load		±1		%
over voltage protection	output shut down, power reset required		TVS		
over current protection		105			%
temperature coefficient	0 ~ 40°C, full load, after 1 hour warm-up		±0.05		%/°C
hold-up time	110 V ac at full load	16			ms

SAFETY & EMI

parameter	conditions/description	min	nom	max	units
isolation voltage	at 10 mA for 1 minute, 20 mA max.		3,000		V ac
isolation resistance	input to output at 500 V dc	50			MΩ
safety approvals	UL/cUL 60950, TUV EN60950				
EMI/EMC	FCC class B, EN55022 class B, CE				
leakage current				0.25	mA
RoHS compliant	yes				

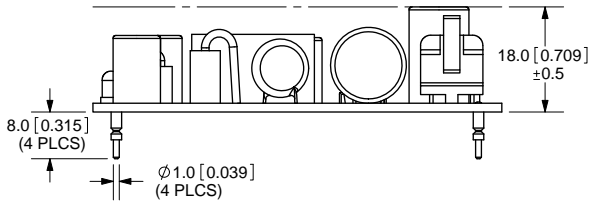
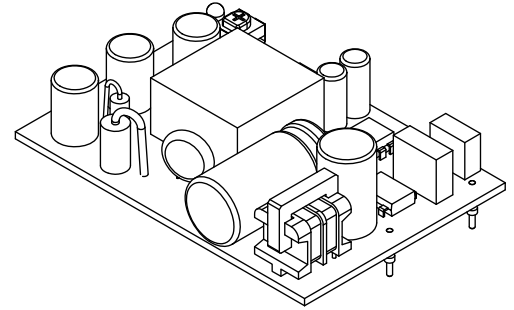
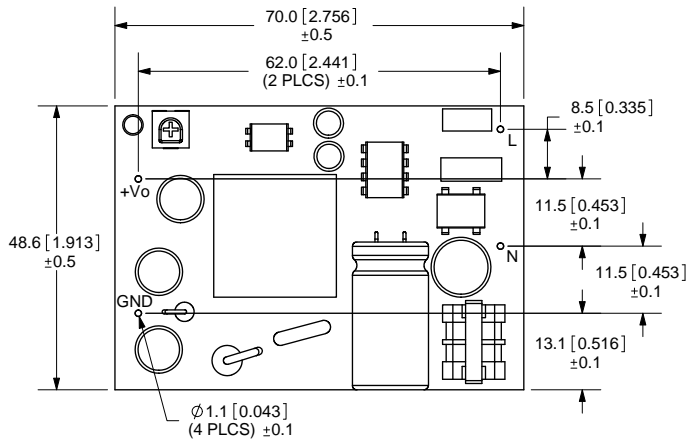
ENVIRONMENTAL

parameter	conditions/description	min	nom	max	units
operating temperature	see de-rating curve	0		45	°C
storage temperature	see de-rating curve	-25		75	°C
relative humidity	non-condensing	20		90	%

GENERAL

parameter	conditions/description	min	nom	max	units
dimensions	2.75 x 1.89 x 0.91 (L x W x H)				
input/output connectors	industrial pins for PCB mounting				

REV.	DESCRIPTION	DATE
A	NEW DRAWING	1/11/2010



TOLERANCE:
±0.3mm UNLESS OTHERWISE
SPECIFIED



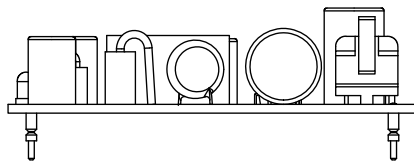
20050 SW 112th Ave.
Tualatin, OR 97062
Phone: 503-612-2300
800-275-4899
Fax: 503-612-2383
Website: www.cui.com

TITLE: SWITCHING POWER SUPPLY		REV: A
PART NO. VOF-15	UNITS: MM [INCHES]	
DRAWN BY: ZRJ	APPROVED BY:	SCALE: 1:1

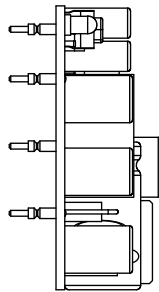
PC FILE NAME:
VOF-15

COPYRIGHT 2010 BY CUI INC.

REV.	DESCRIPTION	DATE
A	NEW DRAWING	1/11/2010



B. Horizontal



A. Vertical

TOLERANCE:
±0.3mm UNLESS OTHERWISE
SPECIFIED



20050 SW 112th Ave.
Tualatin, OR 97062
Phone: 503-612-2300
800-275-4899
Fax: 503-612-2383
Website: www.cui.com

TITLE: SWITCHING POWER SUPPLY		REV: A
PART NO: VOF-15	UNITS: MM [INCHES]	
DRAWN BY: ZRJ	APPROVED BY:	SCALE: 1:1

PC FILE NAME:
VOF-15

COPYRIGHT 2010 BY CUI INC.